

# COIL LINE

## JOURNAL of PNC<sup>3</sup>

Vol. III, No. 1

Whole No. 19

January, 1990

Don Eastman, President  
24 Bemis St.  
Berlin, NH 03570

Tom Maeder, Editor  
1604 Bardale Ave.  
San Pedro, CA 90731  
(213) 833-7937

### Referendum

The Board has solicited your vote in favor of altering the club constitution to allow for a change to occur upon affirmation of two-thirds of the members voting, rather than two-thirds of the membership. It is sometimes difficult to get two-thirds to respond. Here is the "Catch-22": this referendum requires two-thirds of the membership to approve. So if you normally find responding to these things a nuisance, please do it this time so you won't have to be hounded in the future. The ballot is designed to be a self-mailer; just fold and staple or tape.

### Dues

We hope you have met the Dec. 31 deadline for 1990 dues renewal. Any not received by Jan. 10 will be published in the February issue as "resigned." We consider your membership as an asset to the rest of us, and hope that you are anxious to remain.

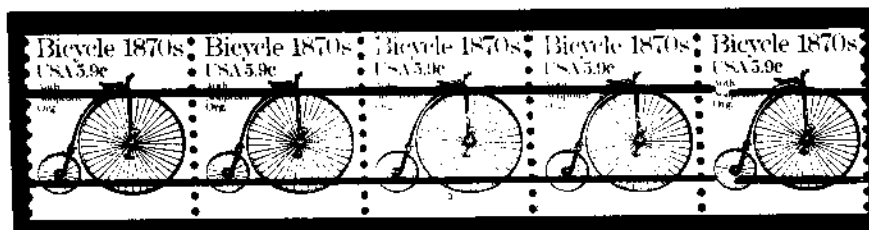
**25¢ Yosemite #2** has been reported as being found on pre-phosphored paper. If true, it would indicate that plate #2 was sent back to press some time after the pre-phosphored paper was introduced, and would lead to the possibility that other early numbers may appear pre-phosphored, also. Now, for the real test of USPS first day cancellation policies: can anyone get pre-phosphored #2 on first day cover?

### Corrections

Kim Cuniberti remains a dealer. He has given up the selling of PS5s, but remains active in specialty areas such as paper types. And Bob Rabinowitz reports that, like other dealers, he gets orders from "cherry pickers." Apparently underpriced at the moment is 25¢ Yosemite #6.

## inside

World Expo Report . . . . .	2
Letters . . . . .	3
Briefly . . . . .	4
Rabinowitz Column . . . . .	5
Picture is Worth 1000 Words . . . . .	6
Buzzline . . . . .	7
Recent Auction Results . . . . .	13
Commercial Covers . . . . .	14
Index: <u>Coil Line</u> Vol. II . . . . .	15
Ads . . . . .	16



Discovery of a bogus new gap position enlivened the PNC3 meeting at World Expo. Story on page 2.

## PNC3 at World Stamp Expo

PNC3 met at World Stamp Expo on Saturday, Nov. 18. President Don Eastman chaired the meeting. Over seventy persons, most of them members, were in attendance. It was a great opportunity for members to get to know one another, share enthusiasm, and exchange material. And it was a good chance for the club officers to get input, seek direction, and recruit workers.

PNC3 is underwriting a revision and updating of Ken Lawrence's 3-year-old slide presentation on plate number coil collecting, which has been a part of the APS audio-visual lending library. Richard Nazar presented the new slides which will be integrated into the program. An updated narrative is also being written. A slightly different version, designed for the young collector, is also in the works.

Adding a bit of zest to the meeting was the circulation of a "new" gap position on the 5.9¢ #3 precancel. It was passed around informally during the meeting (something analogous to passing notes while class is in session). The strip had been spotted by PNC3 member Pedro Ortegon in the stock of dealer Jerry Koepp. It was position one right, a position previously unknown. Jerry had not recognized it as anything special, and called Bob Rabinowitz to seek advice about its value. Dr. Ortegon happily bought the strip for \$100. Richard Nazar and Kim Cuniberti teamed up as on-the-spot expertizers and proclaimed it a fake. It is apparently a mint strip with precancel bars drawn in with a black felt-tip pen. There is slight "bleeding" of the ink around the perf holes, and shows up as tagged under ultra-violet light.

The tagging is the "smoking pistol." On Cottrell printings, the paper passed through two presses. The first press imprinted the stamp's design. The second either precanceled, or it tagged; it was not able to do both.

This is the second report of "felt tipping." A fake 5.2¢ precancel on first day cover has previously been reported. It is something of a phenomenon in U.S. philately to have such recent issues being faked. 18¢ Flag #6s have been reperfed to eliminate a straight edge on the right. Used singles of 18¢ Flag #6 have appeared; the Canadian vendor was prosecuted by authorities. And Pumper #2 has appeared used with a faked number. Curiously, those were found in a mixture, apparently dumped in by somebody who had simply been practicing.

No one doubts Jerry Koepp's integrity. He is liked and trusted by the PNC community. He immediately offered to buy the strip back from Ortegon, who chose instead to keep it. Jerry bought the strip as part of an accumulation, and the seller had asked no special premium for it. This leaves open to speculation why the creator had faked it in the first place.

Jacques Schiff's World Stamp Expo auction was held on Nov. 24. Included was a pair of the 22¢ Flag with field of stars in black, instead of blue. As has been reported earlier, this is the first true color error in decades. It went for \$675, plus 10% buyer's commission. Only 96 mint copies of this error are known, two different collectors each having half the supply. This pair is only the second offering of the error. A similar pair sold for \$650 in a May Schiff auction. The owners do not seem to be in a hurry to unload them; neither of the two plate number strips have as yet been placed on the market.

<b>COIL LINE</b>
Published monthly. Editorial deadline is the 15th.
Tom Maeder, <u>Editor</u> 1604 Bardale Ave. San Pedro, CA 90731
Change of address notices and club applications:
Eric Russow, <u>Secretary</u> P.O. Box 7386 Des Moines, IA 50309
Dues should be sent to: Rob Washburn, <u>Treasurer</u> P.O. Box 840 Skowhegan, ME 04976
Advertising: full page, \$28; ½ page, \$15; ¼ page, \$8. Classified ads, 6¢/word. Members are entitled to (2) free 40-word ads/yr.

# Letters

Thank you very much for the latest copy of Coil Line. Sitting out on a limb as I do far off in the U.K., it is the only way that I can keep in touch.

There are quite a few PNC collectors, I believe, in this country, but they remain very silent. It is also quite difficult getting PNC material. I am reasonably lucky in that I run a Charity Collection for my church, and every now and then I get the odd copies.

I like to read about your meetings. On the day of your general membership meeting in Washington I will be going to Birmingham (England) for a meeting of Federation Officers from all over the country. I will be thinking of you.

**Reverend Leonard Lack  
Chippenham, Wilts, England**

I have a rather unique find that I would like to share with you and the membership. I recently acquired two strips of five of the 25¢ Yosemite that measures 22.1mm x 25.4mm. The strips are a full millimeter longer measuring straight edge to straight edge. Both strips are from the same roll of 100 and bare plate number 10.

If you are aware of any other finds of this nature, please contact me.

**Kenn Roman  
7022 N. 25th Br.  
Phoenix, AZ 85051**

For a related report on "tall strips," see p. 6. Ed.

Please! Have mercy! In two out of the last three editions of Coil Line, contributing writers have used the word "illusive" when they meant "elusive." I beg you, please take the editorial bull by the horns and help these poor souls. (See there, I am appealing to your vocational pride.) I am a lousy speller, but word substitution or faulty grammar are hard on my heart.

**Alan Thomson  
Northwood, NH**

Alan is right; the two words have different meanings. The Editor has an M.A. in History, and has taught that subject for 22 years. In 1988-89 I was assigned one English class, but in the current school year have none. Perhaps the aforementioned is one reason. Ed.

## Membership Report

### New Applicants

Jan Pietrowicz  
Eugene Liu

### Resigned

Tom Gift # 5  
Peter Ostreicher #258  
James Camak, Jr. #470

### Summary

414 December Report  
+ 2 New Applicants  
- 3 Resigned  
413 Currently Active

### Changes of Address

Richard Baim  
505 N. LaSalle St.  
Chicago, IL 60610  
Paul Brumley  
1204A Donovan Lane  
Hixson, TN 37343  
James Lehr  
10 Colony Blvd., Apt. 535  
Wilmington, DE 19802

# United States Coils

## Briefly...

Jimmy Friend submitted copies of his own album pages. They all have the border which appears on this page, and have printed rectangles for strips of 5. For more information, write Jimmy at 177 Yorkshire Rd., Portsmouth, VA 23701.

To the right is pictured the latest coil. It does not look like a coil as we know it, but it is. They were printed without plate number.

Beware of the gurus. J.R. in his Linn's "Tip of the Week" recommended acquiring the 22¢ Official Mail coil as a plate number strip (Dec. 4 issue). As we all know, the 22¢ Official does not come with plate number.



Kim Cuniberti submitted a copy of the program from the ceremony opening the Philatelic Center at Ridgefield, CT on Dec. 1. Pictured is the first Ridgefield Postmaster, Joshua King (1793-94).

Thanks for contributions of postage: Floyd Rehling, \$7.14; Ed Gould, 10.71; Harry Whitlock, 17.80; Raymond Hahn, 18.00. We are grateful; these amounts add up and help keep the annual dues low.

Plate #13 of the Yosemite has appeared with a City of Industry, CA postmark (Nov. 29, 1989). Has anyone seen an earlier usage?

Is there no end to the Precancel Permit grief? Even armed with a printed copy of the USPS bulletin, some members are still having problems. Write to the Editor for a copy of Form 3620. Maybe if you arrive with a completed copy of the form in hand, it will help. If you still have difficulty, write to the Coil Line with the Zip Code of the offending Post Office and we will have the Rates and Classifications Division contact them directly from Washington.

Carreta 1770s  
7.6 USA



Ron Maifeld submitted a xerox of the 7.6¢ #3 on cover that was the first report of this number. #3 does not yet have wide distribution.



## Split Numbers, Numbers-on-Top, No Numbers

**Dr. Robert Rabinowitz**

Most collectors look with disdain at partial or split numbers. However, there is a small collecting fraternity pursuing them.

Anyone with a large enough check balance can complete the basic PS3 or PS5 collection of all known mint and precancel numbers. But collecting split numbers presents a challenge that mere dollars cannot overcome. Patience and true collecting enthusiasm are the keys in building a representative collection.

The collecting of split numbers was given credibility by the publication of several articles in the U.S. Specialist (the BIA house organ) by Dr. Frank Shively, Jr. of Dayton, Ohio. He categorized the various types of split numbers.

Thus, if the number was partial at the top and the bottom, it was coded as 'S' (conventional split number); partial number at the bottom, but none of it at the top, it was (B2); if it was whole at the bottom and partial at the top, it was (B3); partial number at the top and no trace of it at the bottom (T2); whole at the top and partial at the bottom (T3); and no number at the top or bottom, but a Cottrell line is present (U).

Shively disciples are often seen at bourses rumaging through dealers' stocks looking for strips that most collectors readily pass by. The search is what makes it fun, and finding a new partial number is an exciting reward for these collectors.

Some issues are notorious for the number of splits that have appeared. 17¢ Auto #1-7 are not difficult to find, nor are the 12¢ Steamers. Splits of the 10.9¢ #3/4 line gap have been offered at a fraction of the price of a normal strip. Quite a number of the better Cottrell issues are hard to find in split form, such as 18¢ Surrey #1,3,4,7; 20¢ Pumper #1,2,7,8; 5.9¢ #3,4, etc.

The B-press issues along with the C- and D-press Flags are difficult to locate in split condition.

The splits occur as a result of a misalignment of the cutting equipment. The more drastic the misalignment, the more dramatic is the split. If the misalignment is downward, the coils produced have very high numbers. For the PNC split collectors, misalignment upward produces the more interesting product.

A small misalignment will produce a traditional partial number on top and bottom (a true 'split'). As the misalignment becomes more serious, a whole number can appear at the top. The type of cutting pattern that produces a no-number strip which, on the Cottrells, is characterized by the traditional vertical joint line, no bottom margin, and a wide numberless top margin. Clearly, this was the top row of the printing plate.

While it appears logical to conclude that a strip with a partial number on the bottom and nothing on the top came from the top row, and one with a partial number on the top and nothing on the bottom came from the bottom row, this is not always the case. Cutting

width differences and even number positioning in the various rows play roles here. The smaller the portion of the partial number showing where nothing shows on the other edge, the more likely it is that the strip is from the top or bottom row.


Strips with full numbers on one edge and partials on the other obviously came from middle rows. Occasionally there is the phenomenon of the plate number being inadvertently misplaced on the row. A particularly striking example of the latter is the low insert 8.3¢ #1 which has provided a plethora of splits and a few examples of "inner row" no-number strips, as well as the exciting "two full numbers," one at the top and one at the bottom.

Think twice before you put that 18¢ Flag #6 with split number on your holiday mail. Someone may really want it for his collection.

### A Picture Is Worth a Thousand Words

Eugene Y. Liu

**Editor's Note:** Eugene Liu submitted the short piece which follows. In some ways it helps illustrate the Rabinowitz column which precedes it.





In the area of early U.S. stamps, one occasionally comes upon a 'tall' stamp. A stamp is taller than a normal copy due to missetting of a horizontal row of perforation pins. This is often seen in stamps printed by the American Bank Note Company, Scott nos. 182-191, 205-218. If the vertical row is also misset, terminology changes to 'jumbo.'

In the area of contemporary coil stamps, one observes the existence of 'tall' copies also. A normal coil stamp measures 31/32 inches in height, whereas a 'tall' copy measures a full inch.

The 1¢ 'tall' strip does not seem to come from either a top or a bottom row of the sheet; this one has a partial number at top and at bottom, which together form more than one complete number.

# Buzzline

Mac Johnson  
2509 No. Campbell, #291  
Tucson, AZ 85719



In last month's issue I introduced you to the rapidly expanding subject of printing varieties on the Honeybee. We are all indebted to Al Cibulskas for his pioneering work on Honeybee seam lines and discovery of the 'pollen' variety. The work presented here is offered as an expansion of that earlier work.

Included in my first article was a page of illustrations defining general terms. In this issue I will begin the process of using those terms to describe specific varieties. The examples presented here and in following articles are by no means inclusive. I expect the number to continue to expand for some time as more and more stocks of strips, singles, and covers are examined. Further, because the varieties presented here were discovered on cover, I lack plate and positional information on most. I would appreciate hearing from anyone with additional information and/or new varieties.

In order to eliminate ambiguity, a photocopy of your strip, enlarged if necessary, that shows the plate number and the RPV, would be most helpful. In the case of new discoveries, two examples showing the same RPV should appear on one photocopy. In all cases, the information most desired is: 1) position and color of seam lines (if any) in relation to the plate number and the RPV; 2) an enlarged diagram of the variety showing the exact position(s) and showing color(s); 3) any frequency of occurrence data you can add. I will be happy to act as a clearinghouse for all such submissions and include them in future articles dealing with updates, giving credit to the submitter.

Now, on to specifics. On the illustrations, the code to the upper right denotes the following:

- 1) the position of the Repetitive Plate Variety (RPV), followed by a slash;
- 2) the plate number, followed by a slash;
- 3) the position of the seam lines, if any.

You will note that the information for most of the varieties is unknown at this time.

By far the largest group of varieties involves various dots, spots, splashes and lines in red. It is this group that I will present this month. The varieties will be described immediately below the associated illustration. A reference number is provided for each, to eliminate confusion. 'R-1' refers to Red Variety #1 and we will progress sequentially from there. Where sub-varieties are known, they will be identified as R-1a, R-1b, etc. In time it is hoped that the pages of illustrations will form a kind of catalog. Perhaps someday we will have scarcity tables, valuations, and earliest known use.

In making these illustrations, I have attempted to be as accurate as possible. However, my pen is only so fine. Therefore, shape and size may not be exactly true to the original, though I have attempted to replicate quirky shapes wherever possible. Locations are pretty accurate. The real identifying clincher, in most cases, is the presence of two or more blemishes on one stamp.

Next month I will continue down the rainbow road and explore orange, yellow, green, and blue. Happy Hunting!

Honeybee Red Ink Varieties

R-1

96/2/13L



RED SPOT BELOW THE CURVE OF THE '5'.

R-1a

96/2/13L



SAME AS R-1 WITH THE ADDITION OF A GHOST BELOW AND BETWEEN '2' & '5'.

R-2



RED SPOT IN RIGHT MARGIN OPPOSITE BEE'S HEAD, OFTEN NOT HEAVILY INKED.

R-2a



SAME AS R-2 WITH THE ADDITION OF A YELLOW SPOT JUST RIGHT OF THE RED.

R-3



RED SPOT WITH TWO WHITE 'EYES' IN BOTTOM CENTER MARGIN.

R-4



RED SPOT WITH 'EAR' IN U.S. MARGIN NEXT TO FRAME CORNER, BLUISH LINE AT RIGHT.

R-4a



SAME AS R-4 WITH THE ADDITION OF A BLUE SLASH AT THE TOP OF THE BLUISH SEAM LINE.

R-5



SHORT RED HAIRLINE APPROX. 2<sup>ND</sup> PERF. UP ON THE RIGHT, IN CONJUNCTION  $\bar{c}$  R-6.

R-6



LONGER RED HAIRLINE APPROX. 4<sup>TH</sup> PERF. UP ON THE LEFT, IN CONJUNCTION  $\bar{c}$  R-5. RED SPOT IN BEE'S RIGHT WING.

R-7 11L/2/13L



RED ACCENT MARK ABOVE BEE'S WING, RED DOT IN U.R. LEAF.

R-8 8L/2/7L



RED SPOT IN FRONT OF BEE, BLUE SEAM LINE AT RIGHT.

R-9



RED DOT IN U.R. LEAF JUST ABOVE BEE'S HEAD

R-10



DOUBLE RED SPOT IN BOTTOM MARGIN.

R-11



HOOKED RED SPOT IN BOTTOM MARGIN, WITH REDDISH SEAM LINE AT THE LEFT.

R-12



RED SPOT IN BOTTOM MARGIN, YELLOWISH SEAM LINE AT RIGHT.

R-13



RED DOT IN LOWER LEFT MARGIN, BLUISH LINE AT RIGHT.

R-14



RED SPOTS: ON L.L. LEAF, BY RIGHT WING, TO LEFT OF U.R. LEAF AND IN TOP MARGIN.

R-15



THREE RED SPOTS IN RIGHT MARGIN, RED SPOT BELOW '2'.

R-16



RED CRESCENT-SHAPED SPOT ABOVE BEE'S WING.

R-17



RED SPOTS: ABOVE BEE'S WING, ABOVE U.L. LEAF AND IN RIGHT MARGIN.

R-18



RED SPOT IN UPPER RIGHT MARGIN CORNER.

R-19



RED SPOT IN UPPER RIGHT MARGIN, TWO RED DOTS IN BOTTOM RIGHT MARGIN.

R-20



RED SLASH IN FRONT OF BEE'S HEAD, TWO RED SPOTS IN BOTTOM MARGIN.

R-21



RED SPOT TO THE RIGHT OF THE U.R. LEAF, RED DOT ABOVE THE SAME LEAF.

R-22



RED DOT RIGHT OF U.R. LEAF BY MARGIN, GREYISH LINE AT LEFT.

R-23



RED SPOTS: TO RIGHT OF U.R. LEAF, IN L.R. MARGIN AND ABOVE L.L. LEAF, YELLOWISH LINE AT RIGHT.

R-24

7L/2/7L



RED SPOT AT TIP OF U.R. LEAF, GREYISH LINE AT LEFT.

R-25



SMALL RED SLASH  
TO THE LEFT OF THE  
UPPER RIGHT LEAF.

R-26



RED DOT IN UPPER  
RIGHT LEAF, GREYISH  
LINE AT LEFT

R-27



RED SPOT TO THE  
RIGHT OF 'USA', RED  
DOT IN U.R. LEAF.

R-28



RED SPOT IN MARGIN  
ABOVE 'USA'.

R-29



RED SPOTS: IN '2',  
IN '5', ABOVE 'U'  
AND IN U.R. LEAF.

R-30



RED SPOTS: IN '5',  
L.R. MARGIN AND  
BOTTOM MARGIN.

R-31



RED DOT BELOW '5',  
BLACK DOT IN FRONT  
OF BEE'S HEAD.

R-32



RED SPOTS: TO THE  
LEFT OF '2' AND THE  
RIGHT OF U.R. LEAF.

R-33



TWO RED SPOTS TO  
THE LEFT OF '2'.

R-34



RED SPOT WITH 'WINGS' IN '5'.

R-35



RED SPOT AT THE BOTTOM OF BLUE LINE AT THE RIGHT.

R-36



RED SPOT, 7<sup>TH</sup> PERF UP, ON GREY LINE AT LEFT

R-37



THREE RED DOTS IN L.R. CORNER.

R-38



RED SPOT IN MARGIN NEXT TO 2<sup>ND</sup> FLORET UP, YELLOWISH SEAM LINE AT RIGHT

R-39



VARIOUS RED SPOTS PLUS ONE BLUE SPOT IN TOP RIGHT MARGIN

Photocopy these blank examples to report new red-ink varieties.



**Editor's Note:** When Mac Johnson approached me with this project, it struck me as a bit esoteric. However, when he showed me his accumulation of covers postmarked at different times and places showing multiple examples of each variety, I was convinced that he was on to something.



# Recent Auction Results

## MICHAEL M. KAREN

October 27, 1989

1154 *	18c lighthouse, SUPERB O.G., N.H. pair..... (1891A)	20.00	WD	1184 *	20c blue, very fine, O.G., N.H. strip of 3, with plate #3. Est. Val. \$250.00..... (2005)	50.00	35-
1155 *	18c FLAG, IMPERF strip of five with pl #5, SUPERB O.G., N.H. Est. Val. \$300.00..... (1891A)	300.00	165-	1185 *	20c blue, SUPERB O.G., N.H. strip of 7, with plate #3. Est. Val. \$150.00..... (2005)	150.00	85-
1156 *	18c FLAG SUPERB O.G., N.H. Imperf Plate #5, Strip of 3. Est. Val. \$250.00 (Photo)..... (1891A)	250.00	140-	1186 *	20c blue, very fine O.G., N.H. strip of 3, with plate #4. Est. Val. \$50.00..... (2005)	50.00	35-
1157 *	20c FLAG MISPERFED N.H. Est. Val. \$10.00..... (1895)	10.00	6-	1187 *	20c blue, SUPERB O.G., N.H. strip of 7, with plate #4. Est. Val. \$150.00 (Photo)..... (2005)	150.00	120-
1158 *	As above pair. Est. Val. \$20.00..... (1895)	20.00	14-	1188 *	20c sky blue, very fine to SUPERB O.G., N.H. (Photo)..... (2005A)	110.00	100-
1159 *	20c SUPREME COURT, SUPERB O.G., N.H. pair..... (1895A)	6.00	5-	1189 *	(22c) green, SUPERB, O.G., N.H., block. Est. Val. \$150.00 (Photo)..... (2111)	150.00	110-
1160 *	20c SUPREME COURT, MISCUT. N.H. (only 50 known pairs). Est. Val. 150.00 (Photo)..... (1895A)	150.00	100-	1190 *	"D", SUPERB O.G., N.H. Est. Val. \$80.00 (Photo)..... (2112)	60.00	37.50
1161 *	20c FLAG MISCUT IMPERF PAIR, N.H. Est. Val. \$50.00 (Photo)..... (1895A)	50.00	35-	1191 OEB	"D" SUPERB used imperf block on insured cover. Est. Val. \$100.00..... (2111)	100.00	NS
1162 *	20c FLAG, very fine O.G., N.H. Plate No. 8 IMPERF strip of 3. Est. Val. \$150.00..... (1895A)	150.00	100-	1192 *	22c Flag, SUPERB O.G., N.H. (Photo)..... (2115A)	12.50	10-
1163 *	20c FLAG Plate Number 9 in a strip of 5, SUPERB, O.G. N.H. Est. Val. \$200.00..... (1895A)	250.00	170-	1193 *	22c FLAG, MISCUT O.G., N.H. Est. Val. \$75.00 (Photo)..... (2115A)	75.00	45-
1164 *	1c violet, SUPERB, O.G., N.H. Est. Val. \$850.00 (Photo)..... (1897b)	850.00	600-	1194 *	4.9 Buckboard Precancel Line Strip of 6, no plate number. Very fine O.G., N.H. Est. Val. \$45.00..... (2124A)	45.00	NS
1165 *	2c LOCOMOTIVE, SUPERB O.G., N.H., Est. Val. \$100.00 (Photo)..... (1897A)	100.00	60-	1195 *	6c Tricycle, very fine, O.G., N.H. Est. Val. \$200.00 (Photo)..... (2127A)	200.00	160-
1166 *	2c LOCOMOTIVE, SUPERB O.G., N.H. Strip of 3 with Pl. #10. Est. Val. \$400.00 (Photo)..... (1897A)	400.00	200-	1196 *	8.3 Ambulance precancel Double Plate #1 in a Strip of 5, very fine O.G., N.H. Est. Val. \$75.00 (Photo)..... (2128A)	75.00	40-
1167 *	4c Stagecoach, misperfed GAP strip of 4, O.G., N.H. Est. Val. \$25.00..... (1898A)	25.00	13-	1197 *	16.1 Dog Wagon Precancel, SUPERB imperf pair, N.H. Est. Val. \$200.00 (Photo)..... (2128A)	200.00	NS
1168 *	4c STAGECOACH, precancelled, SUPERB O.G., N.H. Est. Val. \$1,500.00 (Photo)..... (1898A)	1,500.00	1,100-	1198 *	12c Steamer, precancel "B" press with inspectors marks/control number stamped in Red on face, Rare. Est. Val. \$100.00..... (2148)	100.00	NS
1169 *	4c STAGECOACH, precancelled, Pl#s Line Strip of 3, VERY RARE. Est. Val. \$3,000.00 (Photo)..... (1898A)	3,000.00	WD	1199 *	12.5 Pushcart precancelled SUPERB O.G., N.H. Est. Val. \$100.00 (Photo)..... (2132A)	100.00	75-
1170 *	5.9 bicycle, very fine O.G., N.H. Est. Val. \$350.00 (Photo)..... (1901A)	350.00	240-	1200 *	14c blue SUPERB O.G., N.H. pair. Est. Val. \$125.00 (Photo)..... (2134A)	125.00	90-
1171 *	5.9 bike precancelled. Misperfed GAP strip of 4. Est. Val. \$25.00..... (1901b)	25.00	16-	1201 *	17c Dog Sled, SUPERB, O.G., N.H. Est. Val. \$1,500.00 (Photo)..... (2135A)	1,500.00	1,000-
1172 *	9.3 miscut O.G., N.H. Est. Val. \$35.00 (Photo)..... (1903A)	35.00	20-	1202 *	25c orange brown, SUPERB O.G., N.H. (Photo)..... (2136A)	15.00	11-
1173 *	9.3 Mail Wagon, SUPERB, O.G., N.H. Est. Val. \$200.00 (Photo)..... (1903A)	200.00	160-	1203 *	18c multicolor, SUPERB O.G., N.H. Est. Val. \$1,500.00 (Photo)..... (2148)	1,500.00	1,100-
1174 *	10.9 Hansom Cab, Plate #3 & 4 in strip of 4, N.H. Est. Val. \$800.00 (Photo)..... (1904A)	600.00	WD	1204 *	18c multicolor presented first class imperf pair SUPERB O.G., N.H. Est. Val. \$1,100.00 (Photo)..... (2148v)	1,100.00	900-
1175 *	10.9 Hansom Cab precancelled SUPERB O.G., N.H. Est. Val. \$300.00 (Photo)..... (1904A)	300.00	210-	1207 *	13.2 coal car, SUPERB O.G., N.H. imperf pair. Est. Val. \$400.00 (Photo)..... (2286A)	400.00	300-
1176 *	10.9 Hansom Cab, misperfed O.G., N.H. Est. Val. \$20.00 (Photo)..... (1904A)	20.00	11-	1208 *	16.7 Popcorn miscut as they all are O.G., N.H. Est. Val. \$400.00 (Photo)..... (2281A)	400.00	375-
1177 *	10.9 Mail Wagon, misperfed through center GAP strip of 6, O.G., N.H., Est. Val. \$35.00..... (1904A)	35.00	21-	1209 *	17.5 Race Car SUPERB, O.G., N.H. Est. Val. \$1,750.00 (Photo)..... (2282A)	1,750.00	1,500-
1178 *	17c blue SUPERB O.G. N.H. Est. Val. \$250.00 (Photo)..... (1906b)	250.00	180-	1210 *	21c Railroad Mail Car, imperf Pair, SUPERB O.G., N.H. Est. Val. \$400.00 (Photo)..... (2286A)	400.00	350-
1179 *	18c red brown, very fine, O.G., N.H. pair. (Photo)..... (1907A)	125.00	100-	1211 *	E WORLD, SUPERB O.G., N.H. Est. Val. \$250.00 (Photo)..... (2277A)	250.00	170-
1180 *	20c Fire Pumper, fine to very fine, plate #1 strip of five. Est. Val. \$125.00 (Photo)..... (1908)	125.00	60-	1212 *	25c Honeybee SUPERB O.G., N.H. Pair. Est. Val. \$40.00 (Photo)..... (2281A)	40.00	19-
1181 *	20c Fire Pumper, fine to very fine, plate #2 strip of 3. Est. Val. \$150.00 (Photo)..... (1908)	150.00	NS	1212A *	Honey Bee - Black Bee omitted. SUPERB O.G., N.H. Est. Val. \$600.00 (Photo)..... (2281)	600.00	400-
1182 *	20c red, very fine O.G. N.H. pair. (Photo)..... (1908A)	110.00	90-				
1183 *	18c multicolor misperfed O.G., N.H. Has a glazing spot from mounting on back. Est. Val. \$25.00 (Photo)..... (1936)	25.00	NS-				

WD = WITHDRAWN NS = NOT SOLD



# COMMERCIAL COVERS

## 10¢ Canal Boat & Officials

Rob Washburn

(12th in a Series)

The 10¢ Canal Boat coil was released on April 11, 1987 in Buffalo, New York. So far, only plate number 1 is known, and the plate number appears every 52 stamps in a roll. It can be found on first day cover. The earliest known usage of the 10¢ Canal Boat PNC on commercial cover is September 13, 1987. Almost all known Canal Boat PNC covers were contrived by stamp collectors. As such, you should be wary of paying more than \$2-\$3 for them.

The 20¢ Official coil was released on January 12, 1983 in Washington, D.C. Only plate number 1 exists, and it appears every 52 stamps in a roll. It can be found on first day cover. The earliest known usage of the 20¢ Official PNC on commercial cover is March 4, 1983. 20¢ Official PNC commercial covers are quite hard to find, and you should be prepared to spend \$40-\$60 to get one.

The 22¢ D Official was released on February 4, 1985 in Washington, D.C. Only plate number 1 exists, and it appears every 52 stamps on a roll. It can be found on first day cover. The earliest known usage of the D Official PNC on commercial cover is March 29, 1985. D Official PNC commercial covers are quite scarce and should cost you \$75-\$100 each.

A couple recent reports of new EKU's have turned out to be in error: the earliest usage date on the 18¢ Surrey #15 is 10/8/81, not 9/21/81, and the earliest usage date on the 22¢ Flag #4 is 7/30/85, not 7/20/85. As for new reports this month: the first known Surrey #16 cover tied by a purple machine cancel has been found; Pumper #11 has a new EKU date--3/12/82; the new EKU date on the 22¢ Flag #3 is 6/19/85 and on #18 is 4/28/87; and E #1222's new EKU date is 3/24/88.

Next month, I'm going to do something a little different from usual...I'll be writing an article on tips for identifying precancel PNC cover fakes.

UNITED STATES DEPARTMENT OF AGRICULTURE  
SOIL CONSERVATION SERVICE

Buckeye Hills - RC&D Project Office  
110 West Street  
Caldwell, Ohio 43724

OFFICIAL BUSINESS  
PENALTY FOR PRIVATE USE, \$300

AN EQUAL OPPORTUNITY EMPLOYER



SOIL CONSERVATION SERVICE  
23 COOK DRIVE  
ATHENS, OHIO 45701

- 1c Omnibus "mirror image" PN#5-#1-p1
- 7.6c Carreta Imperf #5-p2
- 10.1c Oil Wagon "flying duck" #4-p2
- 12.5c Pushcart paper types #8-p13-14  
PN#2 tagged (un-precanceled)  
#6-p1, #7-p1
- 16.7c Popcorn Wagon imperf #6-p6
- 17c Electric Auto PC Type C #5-p2  
Mat Variety #10-p4, #11-p3
- 18c Flag PNC on cover #10-p4
- 20.5c Fire Engine service inscription 'gap'  
#1-p6
- 22c Flag color error #6-p2, #7-p1
- 25c Bread Wagon--Plating #2-p5, Imperf #4-p3
- 25c Flag over Yosemite Color variety  
#5-p2-3, #6-p6, #7-p2-3, #8-p3, #10-p2  
Imperf #5-p5, #6-p6, #10-p4, #11-p3,
- 25c Honeybee "Joint Lines" #2-p4, #3-p6,  
#4-p4, #5-p9, #8-p4, #9-p5  
Varieties #12-p7  
Imperf on FDC #3-p6
- APS Affiliation #5-p1, Insurance #8-p3
- "Another PNC Collecting Topic?", Robert  
Rabinowitz #11-p8
- Auctions Results (Commercial)  
Dec 88 #1-p4, Jan 89 #2-p11  
Feb Mar 89 #4-p5-6, Mar Apr 89 #5-p7-9  
May 89 #7-p5 Jun Jul 89 #8-p5,7,  
Jul 89 #9-p4 Aug 89 #10-p5  
Sep Oct 89 #11-p5-6 Nov 89 #12-p11
- "A View on Paper Types", Ike Lee #12-p12
- Book Reviews  
Esrti, G. Plate Number Coil  
Catalog 1989 #8-p9  
Washburn, R. PNC's on Cover #3-p5  
Washburn, R. PNC Varieties #3-p5
- "Buffalo Bones and Eddie", Ed Gould  
#5-p10
- "Buzzline", Mac Johnson #12-p7
- Coil label error #5-p5
- "Collecting PNC Price Lists", Robert  
Rabinowitz #11-p8
- Collecting Interests of Members  
#1-p5-6, #7-p11-15, #8-p4
- Commercial Covers EKU/FDC,  
Rob Washburn  
11c Caboose #10-p7  
11c Stutz Bearcat #10-p7  
14c Iceboat #9-p7  
17c Dog Sled #9-p7  
17c Electric Auto #8-p11  
18c Flag #2-p9  
18c Surrey #3-p7  
20c Consumer Educ. #6-p5  
20c Fire Pumper #5-p11  
20c Flag #7-p9  
22c 'D' Coil #6-p5  
22c Flag #7-p9  
22c Flag Test coil #7-p9  
25c 'E' Coil #12-p10  
25c Bread Wagon #11-p4  
25c Honeybee #12-p10
- "Cottrell and Honeybee Gaps/ Joint  
Lines-Pricing", Robert  
Rabinowitz, #9-p6
- Cottrell Press Plate Numbers #10-p9
- Election Results #9-p11
- "Equal But Not Equal", Robert  
Rabinowitz, #10-p9
- "Exhibiting", Frank L Shively, Jr  
#12-p15
- 'F' Stamp #11-p1
- "Gap Position Randomness--A Statis-  
tical Approach", Robert  
Rabinowitz, #7-p7
- "Half Gaps" #9-p3
- Imperf coil reports #3-p6, #4-p3, #5-p2,5  
#6-p6, #10-p4, #11-p3
- Linn's Trends in PNC Pricing #8-p9
- Maeder, Tom--Editor's Notes #2-p1, #3-p4,5,  
#4-p1, #8-p9
- Mixture Reviews #2-p2, #3-p2,3, #4-p2,  
#5-p6, #7-p3, #1-p2
- "Mixture Sorting: An Opinion", Tom Maeder  
#3-p4
- Paper Type 12.5c Pushcart #8-p13
- PNC3 Auction Rules #2-p6  
Auction #1 #1-p1, #4-p11-14  
Results #6-p7  
Auction #2 #10-p10-14  
Results #12-p5
- Paper splice #3-p5
- "Plating the Breadwagon" #2-p5
- "Post Office Inventory--What Does It Mean?"  
#3-p1
- Precanceled Stamps USPS Permit #11-p7  
USPS Regulations #3-p10
- Printer's Waste Strip #11-p1
- Readers' Digest 2c Locomotive PN#1 #10-p4  
12.5c Pushcart PN #2 #6-p1, #7-p1
- "Review Esrti's 1989 Catalog Gap Chart",  
Robert Rabinowitz, #8-p10
- Roster of Members #2-p13-16, #7-p11-15
- "Searching", Ed Gould #7-p4, #8-p8, #11-p9
- Surveys: Member Interests #7-p1, #8-p1, #9-1  
Transportation series #3-p9, #4-p7
- "The Ghosts of Gaps Past", Robert Rabinowitz  
#12-13
- Treasurer's Report #1-p3, #11-p2
- "View From Across the Counter" "Call  
O'Phane" #11-p11

Editorial thanks is due to **Steven McCollum** for compiling this index.

# Ads

For Sale: Honeybee Coil Official cacheted show card. Waterbury fancy cancel "Large Bee": franked with honeybee coil PS3 or PS5. \$5.00 each. Send orders to: Waterbury Stamp Club, POB 581, Waterbury, CT 06720. Available 1/28/90.

Buy or Trade: Commercial covers showing proper rate use of all transportation coil covers (without plate numbers). Send list with prices desired. James Lehr, 10 Colony Blvd., Apt 535, Wilmington, DE 19802.

Trading/Selling: PNC PS5 only. I need Yosemite #5, 6 and 7. Send Trade/Want lists. Kent Knebel, 3501 Cottonwood Lane, Berthoud, CO 80513.

Wanted: TAG SHIFTS and other TAG varieties. Coil strips with and without plate numbers. Describe, send sample; prompt offer. TAG SHIFT HARRY MUEGGENBURG, 3525 Bluff Ct., Carmichael, CA 95608.

Wanted: New Issues PNCs. Trade or buy, face +10% minimum. Write first. Send list to Red Raider Stamps, 4123 W. 18th, Lubbock, TX 79416-6008.

For Sale: Red "Flying Saucer" over Yosemite. Plate #8 (block tagged) PS5 (illustrated). \$8.50 per strip. Gene Kiehmeier, 832 W. 29th St., Erie, PA 16508.



## **\*\*PNC BOOKLETS\*\***

1990 Editions

### PNCs ON COVER

A compilation of all known earliest usage dates of PNCs on cover. Emphasis is on commercially used covers with scarcity ratings for each plate number. Also includes separate listings of plate numbers known on FDCs and unofficial FDCs and earliest usage dates of PNCs off-cover. Several covers are illustrated.

\$7.50 postpaid

### PNC VARIETIES

A compilation of all known PNC varieties including plate flaws, imperfs, color, printing and inking varieties, mat varieties, numbers on top and tagging varieties. This booklet is an indispensable tool for checking varieties on used or mint strips or stamps on cover. With the price for PNC varieties being what they are, it just might be worth your while to know what to be looking for. Contains over 1,500 listings and over 100 illustrations.

\$12.50 postpaid

**\*\*Special\*\***

Both booklets for \$18.00

**new**

**new**

Rob Washburn  
P.O. Box 840  
Skowhegan, Maine 04976