

# Coil Line

Journal of the Plate Number Coil Collectors Club PNC<sup>3</sup>

May 1, 1993  
Vol. 6, No. 5  
Whole Number 58

Tom Maeder, President  
1604 Bardale, Ave.  
San Pedro, CA 90731  
(310) 833-7937

Harold Brown, Editor  
909 Parker Street  
Bowling Green, OH 43402  
(419) 352-7900

## PNC3 Regional Meeting May 1 at Boxborough

There will be a regional meeting of the Plate Number Coil Collectors Club at Philatelic Show '93 on Saturday, May 1, from noon to 2 p.m. The meeting will be held in the Boxwood Room of the Boxborough Host Hotel on Route 111. Take Exit 28 off I-495, Boxborough, MA. The hotel is located just south of the exit.

There will be a short slide show but most of the meeting will be devoted to open discussion and trading.

Here's a chance to meet some of your fellow club members, take part in discussions and maybe do some trading.

## Latest PNC3 auction results show 160 of 200 lots sold

Elsewhere in this issue of *Coil Line* can be found the results from the latest PNC3 auction. Auctioneer Joe Sedivy reports that 160 of the 200 lots offered were sold. There were a total of 93 bidders with 71 winning lots.

Also included in this issue is a new sheet members are to use to consign lots to the auction. Use only these sheets. Steve Crown designed the new consignment sheets.

Members are limited to consigning 25 lots per auction. Joe is now taking consignments for the next two auctions. He has tentatively set the next auction dates as July 23 and October 22. Lots for the July 23 auction will be taken through May 22. Any lot that arrives after that date will go into the next auction.

## Few club pins remain

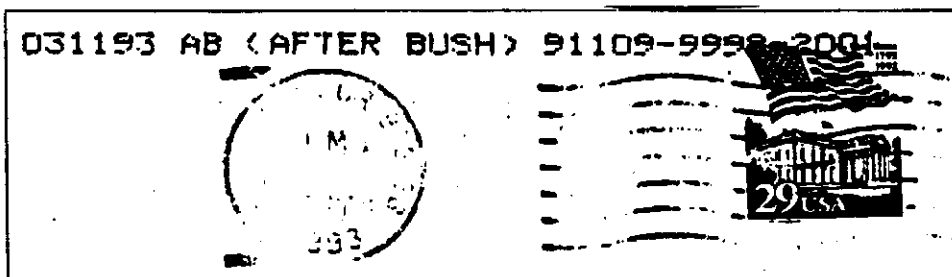
A few of the Plate Number Coil Collectors Club pins remain. If you would like one (or had previously ordered one and forgot to send payment for it), send \$4 to President Tom Maeder, 1604 Bardale Ave., San Pedro, CA 90731.

Make checks payable to PNC3. The pin will be sent postpaid.

## Members have chance to get Redwood City cancels

Several pages of this month's *Coil Line* are devoted to the story of the Redwood City Postmaster's Provisionals. Craig Carlton Dremann has written and illustrated an article telling the story behind the provisionals and offering PNC3 members an exclusive chance to obtain examples of this material. Be sure to follow his guidelines closely to help avoid disappointment and also add an interesting piece of postal history to your collection.

INDEX	
Redwood City Provisionals	74-76
Commercial Covers	77-78
Cover of the Month	79
Variable Ramblings	80-81
PNC Exhibit Winners	82
On the Exhibit Trail IV	83-88
Ads	89
Recent Auction Results	90
PNC3 Auction Results	91



## "Fun" with the sprays

The Los Angeles *Times* recently published this example of an ink jet spray cancel that originated in Portland, OR. Officials told the *Times* a maintenance guy put the cancel on during a test and forgot to take it off. A little postal political history. Any PNC covers floating around out there?

# The True Tale of the 1984 & 1985 Redwood City Postmaster's Provisionals

By Craig Carlton Dremann

Copyright 1992

All rights reserved

This is a story that has never been exactly published as it was told by me. Different authors have embellished the story or left out key parts of the tale to give it more exciting twists, turns or endings. I am offering this story to Coil Line to erase the faux versions of other authors, and all other versions will now be null and void.

Apparently, there is still a lot of interest in the provisionals, as evidenced by the phone calls, articles and mentions in books it still receives. And now I understand why. Stamp collecting, according to some collectors, can be pretty boring. The stamps are pretty, colored, two-dimensional mass-produced pieces of paper that you put in your collection and look at it and the stamps stare blankly back at you. The exciting part is created when an interesting or controversial story is attached to an item—a tale that can be told from one collector to another that breathes life and other dimensions into an otherwise mass-manufactured sterile item. Therefore, I want to tell the true tale for all of the stamp collectors, so you can know all the fun and excitement I had when the U.S. Postal Service allowed me to design, and they then issued, the first official Postmaster's Provisionals in the United States in 123 years!

My name is Craig Dremann, and my wife Sue and I run the Redwood City Seed Company, a mail order catalog seedhouse. Being in the mail order business, you have the option of licking a lot of stamps, using a postal meter or in the case of bulk mail, a printed indicia. But being old fashioned, I like stamps best, because they have more character than the meter or indicia. We sell a unique collection of 300 old fashioned vegetables and herb seeds, so I like having things in my business that are both unique and whenever possible, old fashioned. My catalog in 1984 and 1985, for example, I typeset myself on a model-5 Liotype which dates back to the 1920's.

The old-fashioned American ideals of quality, simplicity, character, hand-made, and made-to-last-a-lifetime appeal to me. A mass produced life, uniformity and the absence of style or character are concepts that I avoid whenever possible. But what upsets me most is the absence of reality, even a mass-produced reality. It creates a vacuum that I have great difficulty accepting. What I mean is that for a hundred years the mass producing machines of our society have been able to efficiently crank out at the proper time the items that society says we must use. One of those items is prepaid postage stamps. When a new rate change went into effect in the past, the post office always had a ready supply of postage stamps with the new rates—until one day when I went to mail my 1984 catalog.

I inquired about buying some precancelled coil bulk mail stamps to use with my bulk mail precancelled stamp permit No. 9. I had been bulk mailing for years and whenever there was a rate change, the new stamps were available. But on the morning of February 8, 1984 at about 10 a.m., only the old 10.9c bulk mail stamps were available, and everyone was going to pretend that they were actually 11c stamps and I'd pay the difference and my mail would be on its way. But that presented a vacuum in reality that I couldn't accept. I'm paying for prepaid postage that isn't shown on the pieces! This

suspension of reality I read later is called false franking. Do I have the option to show on each piece, maybe with some sort of handstamp the true prepaid postage? I want true franking, not false franking!

I asked our Redwood City Postmaster Cunningham and he didn't have any problem with the idea, and that true franking was a reasonable option over false franking, only I would have to get permission from Rates and Classifications in Washington, D.C. So I went home and called at 11:09 a.m. and got permission to use a handstamp to indicate the additional postage paid. I asked Washington, D.C., about the design and was told the only design criteria was that it should be stamped on the envelope as not to obscure the 10.9c stamp also on the piece.

I went back to the postmaster in Redwood City, who called Washington, D.C., and confirmed that I had permission to use a handstamp and that I was free to design it in any fashion I wished it to be. It was sometime between 11:09 and noon that everything was confirmed and I was given the OK to begin my design work.

That afternoon, back at the shop, I had to work fast because my seed catalogs were already a little late and I needed to get them out ASAP for spring. The first design that came to mind was a simple indicia (Fig. 1) but as I said earlier, I really don't like indicia. Then, I thought, since this is the Redwood City post office that will be issuing this handstamp, and I'm the Redwood City Seed Company, maybe I could make this a more beautiful design, maybe with some redwood tree motifs?




Fig. 1




Fig. 2




Fig. 3



Fig. 4

(Continued on next page)

## True Tale (Continued from previous page)

The design then moved to Fig. 2, with a redwood leaflet and cone and tree to the right, but still with an indicia-looking thing. As an alternative, Fig. 3 was born, just with redwood leaflet with cones on either side. I even drew a humorous design with a snail (Fig. 4). But I wasn't satisfied with what I had done so far.

I had been given the opportunity to design a stamp-something that very few people are able to do in their lifetime! I felt this stamp should be as excellent as any handstamp that had already existed. What were the other designs used in postal history? I had a used set of the 1981 Scott's Standard Postage Stamp Catalog that I had purchased from the Redwood City Library annual spring book sale the year before on my shelf-I started looking at the U.S. designs of handstamps in there.

From the Scott's Catalog, it appeared that in pre-industrial times, Americans had been in the same fix that I was in-postage to go out and there were no mass-manufactured pieces of paper with the right denomination on it. These creative, rugged individual Americans had made handstamps to indicate postage paid until the mass-produced paper stamps were available. These handstamps were used in the Union by 12 postmasters who issued them from 1845-1847 and again in 1858. Then during the Civil War, over 100 post offices issued postmaster's provisional handstamps.

Some of the Confederate designs appealed to me, and I began changing the square indicia design to a circle like the Austin, Texas, design type E-1 (Fig. 5). And then added the words postmaster's provisional as shown in Fig. 6, but it looked too crowded and lacked the redwood motifs of the designs in Figs. 2 & 3. I saw other Confederate designs that had added nature, like the Charleston, SC, design E-2, and Danville, VA, design E-1, so their precedent encouraged me to add nature to my design.

The redwood leaflet for my final design came from Abrams "Illustrated Flora of the Pacific States" (1932) shown in Fig. 7, and I drew the redwood tree from a tree growing two blocks from our farm (Fig. 8). The circular design was modeled after the Micamopy, FL, design type E-1, with the words Redwood City, Calif. 0.1c Postage Paid placed within the circle and the words Postmaster's Provisional around the outside. I made two types, one with the redwood leaflet to the left of the circle (Fig. 9, design 1-A) and another with the redwood leaflet to the left of the circle and the redwood tree to the right (Fig. 10, design A-2).

After I showed the Redwood City Postmaster the designs for his approval, a Redwood City rubber stamp company made the two stamps and they were ready the next day. Each of the two designs were canceled in two colors, forest green and magenta, in equal numbers. The first day of issue was February 10, 1984. Six mailings were made between February 10th and April 2, 1984. At any time during the use of the handstamp any person wanting a random copy of our own choice and color and design only had to send us a dollar for our catalog, which is our regular catalog price. I would like to add, that during the time of this issue, the option of using the provisional stamp was available to any other bulk mailer in Redwood City with a precancelled stamp permit if they had requested.

With the sixth mailing, permission from Washington, D.C., was canceled by Frank Thomas, who at that time was in the Stamp Development Branch. The handstamp's use could not continue until that branch approved a design. Postally used, there were a total of

4,552 covers with 1,138 of each type, and out of the total, 1,148 provisionals of the sixth mailing on April 2 were required to have the handstamps covered with a label as required by Washington, D.C. On April 4, the two handstamps were defaced so they could not be used further and put in the files of my lawyer, Baylor G. Riddell of Palo Alto.



Fig. 5



Fig. 6



Fig. 7



Fig. 8



Fig. 9  
1984 Provisional  
Design A1



Fig. 10  
1984 Provisional  
Design A2



Fig. 11, 1985 Provisional  
Design E1

## True Tale (Continued from previous page)

It is at this point that other authors have left out the very important epilogue to this tale-the 1985 1.5c Redwood City Postmaster's Provisional! On April 5, 1985, the Redwood City Postmaster issued a second provisional handstamp that we were able to use on our catalog mailing in late spring when the bulk rate raised from 11c to 12.5c and again no new stamps were yet available. Now that the design problems of the 1984 provisional had been resolved-that only the simple circular design of the 1984 issue would be official, with no images (such as trees or leaves or other words surrounding it).

This 1985 design was used on four of our catalog mailings for a total of 1,926 catalogs from April 12-July 25, 1985. The stamp had only one design (Fig. 11, design E-1), but was stamped in four different colors in approximately equal numbers-forest green, black, purple and magenta.

Therefore, the only problem with the 1984 issue was a design protocol problem which was resolved, and when resolved, allowed the Redwood City Postmaster to issue the approved stripped down 1984 version in 1985. As official issues, I look forward to their eventual listing in Scott's under United States Provisionals Issued by Postmasters, maybe something like the following:

### Redwood City, Calif.

1984, Feb 10	Handstamped on 20 wt. manila 6"x9" catalog envelope with 10.9¢ bulk coil.	
13XU1	A1 0.1c magenta	—
13XU2	A1 0.1c forest green	—
13XU3	A2 0.1c magenta	—
13XU4	A2 0.1c forest green	—
1984, April 3	Same as above, but this last mailing was stopped because of a design controversy between branches in Washington DC. Self-stick labels either 3/4x1-1/2" or 1-1/2x1-3/4" placed over handstamp and marked 3/4-1" wide black felt marker to obscure handstamp.	
13XU5	A1 0.1c magenta with label	—
13XU6	A1 0.1c forest green with label	—
13XU7	A2 0.1c magenta with label	—
13XU8	A2 0.1c forest green with label	—
1985, Apr. 5	Handstamp on 20 wt. manila 6"x9" catalog envelope with 11¢ bulk coil	
14X1	E1 1.5c magenta	—
14X2	E1 1.5c black	—
14X3	E1 1.5c forest green	—
14X4	E1 1.5c purple	—

Once these modern postmaster's provisionals are listed in Scott's, then the tale will be completed.

Now that you all know the true tale of the modern Redwood City, Postmaster's Provisionals, here's the real fun part for collectors. I have received several inquiries about these provisionals recently and in order to distribute them fairly and evenly to interested collectors, my wife and I would like to offer a gift to those who enjoy the provisionals as much as we enjoyed

designing them.

Like fine wine, my wife and I put away for posterity in 1984 and 1985 postally used copies of all the provisionals, and now that they have properly aged, we are going to make a gift to the readers of Coil Line-The readers I will call "Friends of the Provisionals."

1) The Dremann's entire collection of all 1984 and 1985 Redwood City Postmaster's Provisionals (or "covers") will be distributed as gifts to readers according to this offer, without compensation. This offer includes covers never before traded or sold, specifically those returned to sender, and some with coil numbers on the accompanying coil stamps on the coil.

2) The covers are as follows-1984 issue-some with catalogs inside, others with catalogs removed: 163 officially postally used, with 87 covers sent to ourselves and includes 14 of those with coil plate numbers; and 76 returned to sender, none with coil plate numbers. Also to be distributed will be 15 of the officially defaced covers from the sixth and last mailing, with a label over the handstamp, all returned to sender and no coil plate numbers.

1985 issue-all with catalogs enclosed: 56 officially postally used with 47 of these covers sent to ourselves and no coil plate number, plus 9 return to sender.

3) To give all Friends of the Provisional an equal chance, only one request per family will be honored and all gifts will be distributed completely at random. We will not consider requests for any specific designs, colors, numbered coil stamps, etc.

4) All Friends' requests must be postmarked on or after June 15, 1993. Requests sent and postmarked anytime after June 15, 1993 is OK, but requests postmarked before June 15, 1993 will not be honored. Gifts will be distributed to Friends in order of date of the postmark of their request until the gifts are all distributed.

5) All Friends requests must contain the following three items, or your request cannot be honored:

a) Two self-addressed manila envelopes, one 7-1/2" by 10-1/2" and one 9" by 12," each with \$1 in first class postage affixed to their upper right hand corners.

b) An unused gummed mailing label or cut square 1" by 3" piece of paper with the requester's name and return address; attach this to an index card with a little piece of tape along one edge of the label.

6) This offer is as follows: The manila 7-1/2 by 10-1/2" envelopes that you send to us will be used to mail your gift provisional back to you. The cover will be in a plastic sleeve and with a sheet of cardboard backing. The unused mailing label will be used to create a mailing list that will have the names and addresses of all of the 234 Friends who have received our gift. This mailing will be sent to you once the gifts are distributed, in the 9" x 12" manila envelope that you have provided.

7) Other Friends who have sent in their offer, but not in time for the gift-we will mail you a copy of the gift receiver's names and addresses so you can contact them directly for trades, etc. Anyone can request a mailing list at any time after the gifts have been distributed by sending us one self-addressed 9" by 12" manila envelope

with \$1 postage affixed.

8) Send requests to:

Redwood City Provisionals  
P.O. Box 609  
Redwood City, CA 94064

## COMMERCIAL COVERS

Installment #48


Rob Washburn  
P.O. Box 840  
Skowhegan, Maine 04976

This month's article features the 4.9c Buckboard. It was issued on June 21, 1985 in Reno, Nevada. Only numbers 3 and 4 exist tagged. Plate numbers 1, 2, 3, 4, 5, and 6 exist precancelled. The plate numbers are found every 24 stamps in a roll. These 4.9c coils exactly met the non-profit 5-digit sort rate until 12/31/85 and, thereafter, continued to be authorized false franking through three 5-digit sort rate increases (through to 3/31/87).

The earliest known usages of the 4.9c Buckboard PNCs on cover are as follows:

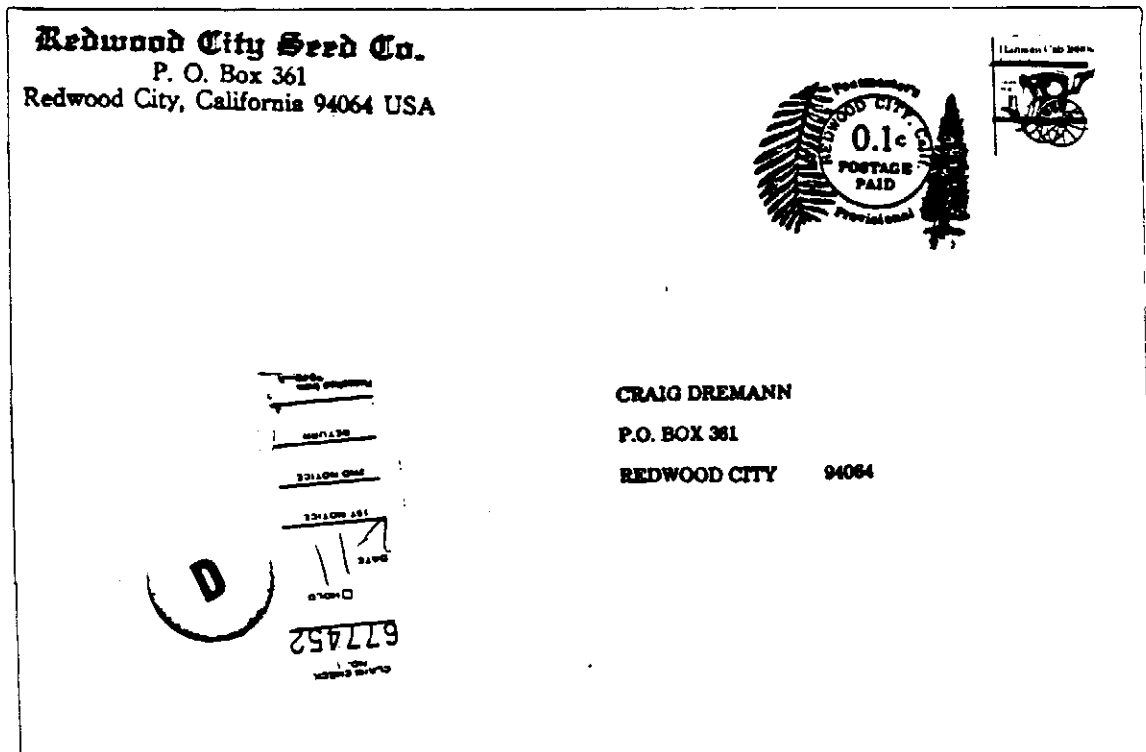
<u>Plate Number</u>	<u>Earliest Known Usage On Cover</u>
3 tagged	11/20/85
4 tagged	9/21/86
1 precancelled	11/6/87
2 precancelled	11/6/87
3 precancelled	1/13/87
4 precancelled	12/1/86
5 precancelled	no date reported
6 precancelled	4/4/88

All of the dated covers listed above were philatelically prepared. No truly commercial covers are known of the tagged Buckboard PNCs. All of the precancelled 4.9c Buckboard PNCs are known on commercial cover, although in extremely limited quantities...only one #1 cover, only one #2 cover, four #3 covers, four #4 covers, six #5 covers, and four #6 covers. Obviously, these are scarce! Expect to pay \$30 or more to get any precancelled Buckboard PNC commercial covers.



If you are lucky enough to find a Buckboard PNC cover, check it out carefully. Numbers 4, 5 and 6 are known with various plate crack varieties on the plate number stamp itself.

There were no new EKU reports this month. Next month, I'll cover the 5.9¢ Bicycle.





**Example of a Redwood City Postmaster's Provisional Cover**

The above is an example (reduced to 64 percent of its original size) of a cover with the Redwood City Postmaster's Provisional. This cover was used to mail a catalog for the Redwood City Seed Co. See pages 74-76 of this issue of *Coil Line* for the story about the creation of the provisional, how it came to be and how it came to fall out of favor.

## Cover of the month

Ибо так возлюбил Бог мир,  
что дал Сына Единородного



The above cover features a 10c Eagle & Shield stamp which is tied by a mailers permit postmark. A colorful "stamp" is attached to the envelope next to the Eagle & Shield stamp but does not serve any postal purpose. Dressed up junk mail covers like this are more likely to be open and read by recipients and less likely to end up in the trash. (Cover courtesy of Richard Lucia). If you have a candidate for Cover of the Month, please send a photocopy of your cover against a black background to Rob Washburn, P.O. Box 840, Skowhegan, Maine 04976.

### Specials

#2280 Phos. #9 imperf, ps5  
Est. retail \$250, yours for  
\$150. Only One F-VF.

#2604 E/S broken yellow  
variety #A11111 ps5 \$7;  
A22112 PS5 \$10.

Toledo Brown #7 VF-XF  
PS5 \$115. No # singles  
\$1.50, strip of 5 \$6.00.

**PNCs Unlimited**

N3656 HWY 40, Bruce WI 54819

### SOMETHING OLD IS BACK IN 1993 LONG STRIPS

Line strips of six and plain  
strips from #441 thru  
#1947 dry gum, precancel,  
small hole, large hole, etc.

### F&M STAMPS

4617 23rd Avenue, Kenosha, WI 53140  
414-652-9622 ASDA, APS, BIA

# Variable Ramblings: The second printing

By Tom Maeder

The second printing of the EKA-GARD variable rate coil has appeared in the Oklahoma City and Norman, OK machines. Speculation has abounded since it was announced that the plate had gone back to press in mid-January as to whether the second printing would differ at all from the first. It is different: tagging, gum, and paper.

Tagging on the first printing is solid; on the second, mottled. Gum on the first is dull; on the second, shiny. The paper on the second printing is reported to be thinner and whiter than on the first. Curiously, the label-wrapper (which is normally different with each BEP printing) is the same in style, although the printing is perhaps a little darker.

This whole Postage and Mailing Center has been an experiment, of course. There have been subtle changes all along. The printer was modified. The technicians are forever getting software changes. The scale had been a problem. Sometimes the screen would read "Remove Item from Scale" even when there was nothing on the scale. This would persist for eight or ten minutes, making the purchase of stamps impossible. This turned out to be a software problem unrelated to the scale itself. The replacement software solved the problem, but created a new one. Now a message sometimes appears "Can Only Weigh and Rate Items at This Time." That was always the message when the machine was out of stamps. Now it appears even when stamps are inside. Again, the purchase of stamps is impossible when this message is present.

Patrons have learned tricks. "Remove Item from Scale": pound the scale once with a heavy fist. "Can Only Weigh and Rate Items at This Time": unplug the machine and re-plug it. If there is no access to the outlet, reach around to the back of the machine and push the re-set button. This causes the machine to "rebuild" its screens, and it forgets the error it had been making.

The second printing of the stamps may also represent an attempt to solve problems. The first printing's stamps did not stick down well. The shiny gum does better. One technician speculated that the short life of each printer was the result of the paper's weight. (The machines had been tested during production on much lighter weight test coils.) The record for one printer was 140,000 stamps printed before it gave out. Most printers did far less. This is not impressive. It is analogous to having to rebuild your transmission every 10,000 miles. Lighter paper may help with this problem.

Single stamps dispensed from the EKA-GARD machines would often tear during removal. The second printing is reported to have "tougher perfs" that take more effort to separate. The author has not as yet had the opportunity to see them dispensed from a machine.

## Coil Scarcity

Plate strips of the 1¢-18¢ values have had rising prices

## Variable Ramblings (Continued from previous page)

since January. Some collectors have been reluctant to jump in, wondering if the machines may eventually be re-programmed back to 1¢ minimums. The supply of rolls of the first printing is virtually exhausted. Oklahoma has none; Washington ran out in mid-January, and begged some of what Florida had left. 1¢-18¢ from the first printing is a finished sum. If re-programming to 1¢ ever occurs, they will all be from the second printing. That leaves the second printing as the big question, not the first. There are a few scattered strips of 1¢-18¢ from the second printing which were done before re-programming. At this moment, they are truly scarce.

Polling the machines' big users nationally has led me to conclude that there are fewer than 600 sets of 1¢-18¢ from the first printing, fewer than 50 sets from the second.

## Findings in a 25-lb definitive mix

I ordered a 25-pound mixture of definitives from Swan in February and found the following PNCs, damaged not counted:

1897 #6-1; 1899 #4-1; 2453 #1-1, 2256 #1-1; 2258 #1-1; 2259 #1-1; 2149a #33333-1; 2263 #2-1; 1895 #2-1, #5-2, #8-1, #9-1, #12-1; 2115 #1-2, #3-3, #5-1, #8-3, #13-1, #22-3; 2112 #2-1, 2136 #1-1, #2-6, #3-3, #4-1; 2281 #1-3, #2-1; 2609 #3-1, #4-1, #7-2; 2523 #1-16, #2-2, #3-14, #4-9, #6-9, #7-30, #9-1; 2525 #S2222-8, #S1111-14; 2280P #2-1, #3-3, #5-3, #7-4, #8-3, #9-10, #10-10, #11-12, #13-9, #14-14; 2280 #7-3, #8-2, #9-1; 2518 #1111-9, #1222-18, #2211-4, #2222-29.

The only problem with the mixture was that about 40 percent of it was Love and Christmas stamps. This is the first large mixture I have searched so I cannot really compare it. I ordered a 20-lb mixture and will report on it later. Mike Albert, 301 N. 10th St., Escanaba, MI 49829.

## Commercial cover report update

Following is another statistical report on all the PNC commercial covers found while sorting through envelopes from the ladies wear mail order company for the period of March 5-26, 1993.

.29 Flag/White House: 1-34; 2-03; 3-61; 4-70; 5-01; 6-99; 7-124; 8-55.

.29 Flag/Mt. Rushmore: 1-3; 2-00; 3-04; 4-04; 5-00; 6-00; 7-10; 8-00; 9-00.

.29 Flag/Yosemite pp #2-01.

.25 Bread Wagon: #2-01.

Conclusions from the above clearly indicate to PNC commercial cover collectors that it is time to make sure that one has all of the Mt. Rushmore covers while the supply is fresh and available. The same goes for White House #2 & 5. That #5 is going to be tough to find on a true commercial cover. It appears that it still is found only on rolls of 500 and that is why not many seem to have been found. If anyone has found the #5 on rolls of 100, please let the rest of us know. Dick Koenig, P.O. Box 31872, Tucson, AZ 85751.

## Eagle & Shield A89999 found

Tom Maeder reports plate A89999 of the 10c Eagle & Shield stamp was found April 12 in a post office waste basket in San Pedro, CA.

The stamp franked a mailing of a candidate for city council in Los Angeles' April 20 municipal election.

Dealer Dr. Robert Rabinowitz claimed in a classified ad in the April 19 issue of Linn's he was the finder of both the A99999 and A89999 Eagle & Shield plate numbers. The ad deadline for Linn's April 19 issue would have been approximately April 5. Apparently the distribution of both new numbers is fairly wide since the prices were not showing a premium as of this writing.

## PNC VARIETIES

(Price per No.)

29c Rushmore #8 Splice PS10 \$100.00

29c White House Under Inked Variety  
Plate Number 3,4,6,7

#4 Under Inked Date 1792/1992

Any of 5 issues

Commercial Cover 7.50

Used PS1 5.00

PS5 F-VF \$10.00 PS7 VF-XF 15.00

## PNC COMMERCIAL COVERS

(Price per No.)

29 Rushmore Toledo Brown #7 75.00

29 Rushmore #8; 29 Flower S2222 perf 12.50

With ink jet cancellation 20.00

23 USA 111; 23 Presort A112, A333 5.00

Michael B. Lipson-Box2543-Reston, VA 22090

# 1993 PNC Exhibit Winners

SANDICAL EXPO 93, Sponsored by the San Diego County Philatelic Council, took place at the San Diego Concourse, 202 "C" Street, San Diego, California on February 19-21, 1993 and our PNC winner is:

SILVER MARGARET E. STANCHFIELD; "HONEYBEE COIL STAMP"

GOLD MARGARET E. STANCHFIELD; "APIARY" and also the American Topical Association Gold Medal.

Congratulations Margaret only 3 Gold Medals were awarded at SANDICAL and she took one of them with her topical exhibit on where the bees are kept. Now we know where her interest in the Honeybee coils came from.

MILCOPEX 93, Sponsored by the Milwaukee Philatelic Society took place March 5-7, 1993 in Milwaukee, Wisconsin

YOUTH  
VERMEIL CHARLES J. VUKOTICH III; "FALSE FRANKINGS AND U.S. BULK LETTER RATES" and was also awarded the AYSEC Grand Award, Junior Philatelic of America Blue Ribbon and the H.E. Harris Medal

Congratulations to this young gentleman who is off to a great start. Was anybody at MILCOPEX this year and did you meet Charles J. Vukotich III.

CIAPEX 93, Sponsored by the Des Moines and Iowa Woman's Philatelic Societies was held on March 21 & 22, 1993 at the Palace Theater, Adventureland Park, Altoona.

SILVER GARY DAVIS; "POSTAL USAGES OF PLATE NUMBER COILS 1981 TO 1992" and was also awarded the PNC3 President's Award, the PNC3 Achievement Award, the G. Hubbell Award for the best exhibit by a DMPS member, the AAPE Award of Honor, and the BIA Statue of Freedom Award and Silver Medal for the Best U.S. exhibit and also a Postal History 1st Award. Wow

Congratulations Gary!

ON THE EXHIBIT TRAIL

PART V

Bill McMurray  
P.O. Box 342, Westerly, RI 02891

This month we feature the work of Ken Lawrence and his exhibit titled, "The Key PNC". Ken's updated version of the exhibit shown on these pages was awarded a Gold Medal, PNC3 President's Award and the PNC3 Achievement Award at ThamesPex 92 held in New London, Ct in October 1992.

For the record I would like it known that I have added page borders to the pages of the exhibits and outlined covers to aid in the reproductions of these pages for Coil Line. I am not promoting borders but it sure helps on covers especially if you have a white cover on a white page and you try to copy it on a copier.

Below I will continue my response to the StampShow 91 Judges comments from Part II.

COMMENT: Frame 4 page 6, B Free Franklin cancel--no rationale for including statement "this letter carried a request", which makes it suspect as a philatelic item. Let the address speak for itself.

RESPONSE: Concur will remove statement. Today's rules for exhibiting are that a cover is important only because of the postage used to convey it, the postal rate used to deliver it, the route and method used as it travelled to its destination, and the things that happened to it along the way (missent, damaged, etc.) Any thing else about the cover is not philately and your exhibit can be downgraded.

But I feel the people element is very important and the reason for the cover being sent in the first place, the contents are all part of postal history and can make a plain beat up cover a treasure because it will not only show the delivery of the mail, but also the stories behind the people who were involved in it. Bruce Beamer has named this form of collecting "Historical Philately".

But for now, if you are going for the Gold the rule above applies.

Part VI will feature the work of Everell V. Chadwick and his exhibit, "THE ELECTRIC AUTO".

# The Key PNC



## INTRODUCTION

Modern United States plate number coil (or PNC) collecting began with the 18c Flag stamps issued in 1981.

The scarcest PNC of all—whether mint, used, or on cover—is the 18c Flag coil stamp showing sleeve number 6 in its bottom margin. (A cylindrical printing sleeve, tapered on the inside to fit the press mandrel, is the counterpart to printing plates used on other types of presses.)

A combination of factors caused the scarcity. Sleeve number 6 did not go to press until September 9, 1981, on the three-color Giori B press at the Bureau of Engraving and Printing. Only 491,500 impressions were printed, the fewest of any 18c Flag sleeve.

It took at least a few weeks after printing to get these stamps processed and distributed. Distribution was uneven, because many post offices had sufficient stocks of 18c coil stamps and didn't need more.


The final shipments were in October 1981, because on November 1 the prime rate increased to 20 cents. After that 18c coil stamps were not needed by mailers, although they were convenient, in strips of three, to pay the third ounce letter rate (20c+17c+17c):

Despite intensive searching by enthusiastic specialists, fewer than 400 mint strips, fewer than 500 used singles and strips, and only sixteen covers are known.

This exhibit contains nine genuine examples of 18c Flag number 6, one mint and eight used. One is the largest known used multiple. Two are on cover: the earliest example known with a black machine cancel and an early example with a purple machine cancel. It also includes a forgery created to defraud collectors.

### MINT STRIP


The typical formats for collecting mint plate number coils place the PNC at the center of a strip of three or five stamps.



Sleeve numbers are spaced at 52-stamp intervals throughout the roll, yielding just one or two from an \$18 100-stamp coil, nine or ten from a \$90 500-stamp coil, 57 or 58 from a \$540 3,000-stamp coil.

### USED MULTIPLE

Besides covers, a dozen or so dated used examples are known off cover.




#### Largest Known Used Multiple

The 18c Flag number 6 stamps with dated cancels are all pairs and longer strips used in 1982 and 1983 to pay postage higher than the first ounce letter rate. The great majority are strips of three, evidently used to pay the 20c + 17c + 17c third-ounce rate.


## USED SINGLES

Sleeve 6 18c Flag stamps were processed into all three roll sizes--100, 500, and 3,000 stamps. Each package format has a different typical use.




**Slogan Cancel**

Stamps with fairly even, full perforations typically are separated from 100-stamp coils one at a time.



**Purple Machine Cancel**

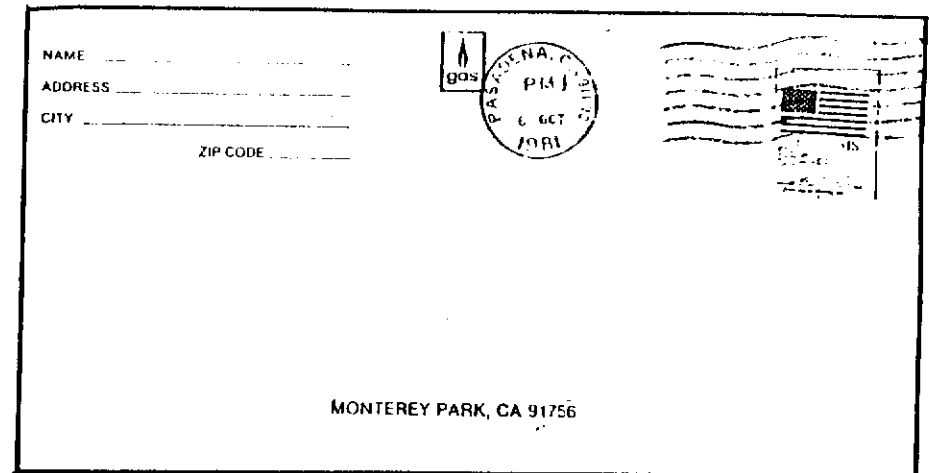
The diagonal separations on this stamp are suggestive of a 500-stamp office stamp dispenser or possibly a stamp vending machine loaded with a 500- or 3,000-stamp coil.



**Machine Affixed**


The curved cuts on this stamp are evidence of a commercial mass mailer's stamp affixing machine, typically loaded with a 3,000-stamp coil.

## COVER



**Earliest Known Use of Black Machine Cancel, October 6, 1981**

**COVER**



**Purple Machine Cancel, October 10, 1981**

Sixteen 18c Flag number 6 covers are known. Fourteen are commercial covers used in the fall of 1981; one is an insured dealer-to-collector cover from 1982, bearing a plate strip of five stamps; and one is a cacheted, unaddressed 1981 souvenir cover.


The commercial covers are evenly divided between purple machine cancels commonly seen from 1980 to 1983 (introduced experimentally in 1972; withdrawn in the wake of widespread fraudulent reuse of canceled stamps after chemical removal of purple ink), and black machine cancels.

The earliest known usages of 18c Flag number 6 are two commercial covers, both postmarked with purple machine cancels dated October 3, 1981.

Of all the reported 18c Flag number 6 covers, this is the only one from the South. The rest are from the East and West Coasts, and from the Midwest.

**COMPLETE PNC SET**

All 18c Flag coil stamps were printed from seven line engraved printing sleeves, from April through September of 1981. Numbers 1 through 5 had gone to press by June, and because of extended grace periods for obtaining first-day cancels, all five are known on first day covers. Numbers 6 and 7 did not go to press until September, and are not found on FDC's.



**Complete Set of 18c Flag Plate Number Coils**

Each printing sleeve had 936 subjects, engraved 18 rows across by 52 around, with one sleeve number in each row.


These are the printing totals:

Sleeve Number	Number of impressions
1	854,500
2	2,935,500
3	1,427,500
4	3,162,000
5	2,778,000
6	491,500
7	1,198,500

Sleeve number 8 was manufactured and certified, but was never sent to press.

#### FOUR STAMP DESIGNS

The 18¢ flag stamps were issued on April 24, 1981. For the first time, the United States issued Flag stamps as a set, rather than a single design. Each illustrated a different scene based on a line from the song, "America the Beautiful," written by Katherine Lee Bates in 1893.



The sheet stamp bears the legend, "... for amber waves of grain," the booklet stamp, "... for purple mountain majesties," and the coil stamp, "... from sea to shining sea."

Each booklet pane included a pair of 6¢ Circle of Stars stamps with six 18¢ Flag stamps to round out the \$1.20 face value for vending-machine convenience.

The first-day city was Portland, Maine, chosen as the location of the South Portland Head lighthouse pictured in the coil stamp design.

#### SERENDIPITY



This used 18¢ Flag number 6 coil stamp came from a mixture of PNCs priced at five cents each. It graced the cover of the June 1986 *American Philatelist*, the issue that taught readers about "the rising tide of plate number coils."

# Ads

5.2c PS5XF #5 \$150; 9.3c PS5XF #8 \$185; 20c Flag PS5XF #3 \$53; 4c Stagecoach B-press Overall tagged PS8XF \$19. Wanted used singles VF-XF, 9.3c #8, Eagle & Shield A32333, A33334, 5.2c #5. Bob Mohr, 471 Roosevelt St., Fond Du Lac, WI 54935.

FOUND HERE! 2609 IMPERF, very small quantity! While supplies last we are offering them at \$30 a pair. One strip of 5 of #7 also available. Offers accepted.

I HAVE 100s OF better used PNCs with minor faults. Will sell at 10% of Linn's Trends. Send order with alternatives. May return within 14 days for full refund if not satisfied. PNCs Unlimited, N3656 Hwy 40, Bruce, WI 54819.

REPRINTED Eca Gard variable rate coil. Shiny gum and overall tagging. No number F-VF singles 19c-30c \$9.00. Longer strips and other denominations prorated. F-VF PS5s: 19c, 23c, 29c, \$8.50 each. 50c, \$9.50. 52c, \$9.50; 75c, \$10.25; \$1, \$12.00; \$2.90, \$22.00; \$9.95, \$60.00. XF Premium is 25%. Michael B. Lipson, Box 2543, Reston, VA.

TRADERS: I have 100+ MNH PNC 3's (some 5's) to trade for used PNC singles at Linn's Trends values. SASE for list. Charles Miller, Box 220, Conetoe, NC 27819.

HAVE 18F1, used, PS-7, XF but for 2 nibbed perfs at UL, with 5-16-81 Yakima, WA cancel clearly visible. Will trade for the following VF+ used: 5.2T3 + 5.2T5; or 5.9T5P + 9.3T8P; or 9.3T5; or 9.3T6 or other comparable high-end material. Mac Johnson, 279 Roan Dr., Eugene, OR 97401.

TRADE 1891 #6 used PS3 XF+, 1891 #1 used PS5 VF-XF with 6-12-81 cancel plus other mint, used. Need E&S 32333, Rushmore Toledo Brown and Lenz Paper in Ps5 or ? Les Sheldon, 3312 Wetmore #2, Everett, WA 98201. Ph 206-252-3763.

MINT FOR SALE: Imperf Breadwagon pairs VF (not miscut) \$6.00, other lengths per rata. "F" #1111 PS5 F-VF+ \$25.00 per 10. 29c Tulip (perf.) #2222 XF PS7 \$6.00. All POSTPAID! Classic Cachets, Box 3284, Corpus Christi, TX 78463.

FREE (1) PS5 10c E/S coil/Free \$10.00 (face value) ass't. PS5 coils/Free (1) 2280 prephos PS3 w/plate #/Free p/h with U.S. Plate Block (my choices) with each purchase of (1) S-2280 prephos PS3 PC #1 a \$42.50 each (limited). First 10 responses another super surprise! Capt. Bob, 563 N. Ridgefield Ave., Bridgeport, CT 06610.

I WANT TO TRADE PNC5s with you. I have several to trade with. Please send me your want list in exchange for mine. E&S, Transportations, Flags, etc. Todd Feldman, 409 N. Conlon Ave., West Covina, CA 91790-1504.

WANTED: Looking for PNCs, rolls, collections, used strips, etc. Please send for buy list or call 715-868-5338. Thank you. PNCs Unlimited, N3656 HWY 40, Bruce, WI 54819.

WANTED: PL#2, PS5, any contition OK, 25c Breadwagon with a very good example of a tag shift. Need for an ultra violet photography project I am doing. Name your asking price up to \$35 for the strip. B. Menia, 751 Elm Avenue, Selkirk, NY 12158-1213. Call 518-439-7135 and describe please. First strip has it.

HAVE THE FOLLOWING PNC's on non-philatelically inspired commercial covers at \$4.25/25 of one number postpaid: 22F-Test (No#), Earth 1111, "F" 1111, "F" 1222, "F"2222, Rushmore 29F3, 29F7, WH 29F4\*, 29F6\*, 29F7\*, 25F9P, 25F10P, 25F11P; 25F13P and 25F14P. Sections followed by a \* will include at least 15% truncated #s or ink jet markings or both. At \$2.50/10 of one number, postpaid: 22F8; 22F12; 22F17; 22F19, 22F22; 25T2, 25T3, 25T4 and 25F8 Block. All covers are clean with undamaged stamps and numbers unobscured by the cancel. 90% of all the covers will be #8 or smaller and thus fit on a standard exhibition page. While supplies last! Mac Johnson, 279 Road Dr., Eugene, OR 97401.

LIMITED FIND: Fishing Boat untagged error A5555 strips of five, \$25.00. Singles, \$1.50. Jerry Miller, 122 Pebble Brook Dr., West Columbia, S.C. 29170. Phone 803-359-9886 after 6 p.m.

TRADE MY VF PNC5s 29 Mt. Rushmore #5 for your VF # 2, 8, 9. Also need many common PNCs. Any trade proposal is welcomed. Thanks! Larry Thibodeau, P.O. Box 158, Hunt Valley, MD 21030-0158.

## Special of the month

### 20c Fire Pumper Plate strips of three

	F-VF	VF	XF-S
#1	20.00	25.00	30.00
#2	175.00	200.00	-----
#3	-----	90.00	115.00
#4	75.00	90.00	115.00

Send for my latest price list.  
Bonuses/rebates for all orders  
mentioning PNC3.

"Support PNC3"

A.S. Cibulskas  
28 Westwood Rd.  
Stamford, CT 06902  
Phone 203-359-9918

# Recent Auction Results

## SUBURBAN STAMP, INC.

February 27, 1993

### Imperf pairs

1¢ Omnibus	\$440
2¢ Locomotive	32
4¢ Stage prec.	400
4¢ Stage B-press	210
5¢ Motorcycle	1,700
5.9¢ Bicycle	115
6¢ Tricycle prec.	115
9.3¢ Mail Wagon	66
10¢ Trac. Trailer	360
10.1¢ Oil Wagon (blk)	68
10.9¢ Hansom Cab	105
12.5¢ Pushcart	24
14¢ Iceboat	50
17¢ Auto	105
17¢ Auto prec.	300

### Imperf plate number strips


17¢ Sled	\$360
18¢ Surrey	62
20¢ Pumper	60
20¢ Cable Car	44
21¢ RR Car	38
25¢ Bread W.	7
20¢ Consumer	60
"D"	28
"E"	58
4¢ B-press Stage #1 PS6	\$900
9.3¢ #2 PS4	170
10.1¢ #3 (red) PS6	72
17¢ Auto #4 PS2	90
Bee imperf roll of 100 with (2) plate #2s.	535
"F" #1111 PS6	340
"F" #2222 PS6	340
29¢ Rushmore #1 PS7	170
29¢ Rushmore #7 PS7	170
29¢ White House #3 PS6	300



18¢ #3 \$180

18¢ #6 \$925

20¢ #6 \$90




"Brick Red" \$210




Imperf turns to perf (transition piece) \$600



Bee shifted right; plate 1 \$200. Bee shifted left; plate 2 \$200



Imperf between \$1,500



\$30



\$50



\$250

(Prices do not include the 10% buyers' premium.)

# PNC<sup>3</sup> March 31, 1993 Auction Results #8

Remember that tie bids went to the earliest bidder. There were 38 bidders with 71 winning lots. Of the 200 lots 150 lots sold. There were 3 bidders who did not follow the rules and placed all their bids below the minimum starting bids. Needless to say they wasted their time and mine, not to mention postage.

## Unlisted lots did not sell

---

LOT	BID	LOT	BID	LOT	BID	LOT	BID	LOT	BID
1	49.00	45	11.00	79	5.50	114	8.50	153	15.00
2	57.50	46	5.50	80	7.00	115	45.00	154	4.00
3	11.00	47	5.00	81	39.00	116	15.00	155	41.00
4	5.00	48	8.50	82	3.00	118	5.00	157	15.00
5	11.00	49	9.50	83	2.50	119	92.50	158	25.00
6	57.50	50	7.50	84	3.00	121	15.00	161	5.50
11	1.50	51	13.00	85	3.50	122	8.50	162	7.00
13	52.50	52	15.00	86	3.50	123	21.00	163	3.50
18	5.00	53	11.00	87	3.50	124	5.50	164	3.50
19	10.00	54	7.50	88	3.00	126	4.00	165	15.00
22	11.00	55	15.00	89	30.00	127	20.00	167	7.00
23	11.00	56	10.00	90	3.00	128	77.50	169	10.00
24	1.75	57	17.00	91	52.50	129	7.00	170	20.00
25	5.50	58	6.00	92	72.50	130	.25	171	8.50
26	34.00	59	5.00	93	13.00	131	6.00	173	8.00
27	13.00	60	11.00	94	9.50	132	6.50	174	4.50
28	15.00	61	5.50	97	11.00	133	4.50	175	3.00
29	5.50	62	5.00	98	8.00	135	5.50	176	3.50
30	9.50	63	7.50	99	9.50	137	4.00	177	3.00
31	10.00	64	6.00	100	25.00	139	1.00	178	14.00
32	33.00	65	12.00	101	115.00	140	10.00	180	4.50
33	5.00	66	2.00	102	13.00	142	5.00	181	11.00
35	4.50	67	3.25	103	20.00	143	2.50	182	5.00
36	11.00	68	2.00	104	4.25	144	26.00	183	7.50
37	12.00	69	3.75	105	10.00	145	5.00	186	5.00
38	13.00	70	15.00	106	6.50	146	5.00	188	4.00
39	10.00	71	33.00	107	42.00	147	5.50	190	4.50
40	13.00	73	11.00	108	13.00	148	8.50	193	5.50
41	10.00	74	36.00	110	19.00	149	3.00	195	7.50
42	13.00	75	22.00	111	7.00	150	7.00	196	5.50
43	11.00	76	41.00	112	62.50	151	2.00	197	7.50
44	8.50	78	6.00	113	35.00	152	15.00	200	8.00

---

I would again like to thank all the members that submitted lots for this auction and all of the bidders who bid on them. As you can see the club auction is a nice place to dispose of you unwanted duplicates. This auction had a total realization of \$2,301.25. I am now accepting auction lots for the next 2 auction. Remember that I will only take 25 lots per auction from each consignor. You will find a new consignor sheet in this months news letter. Please use this one and not the old style.

I would like to thank Steve Crown for his help and computer in making this new form for us to use.

# Membership

Names of applicants are published for members to review. Any member who questions the suitability of a prospect should contact the Chairperson of the Membership Committee, Joann Lenz, 37211 Alper Dr., Sterling Heights, MI 48312 with the objection. The committee will investigate and recommend for or against membership.

## *New applicants:*

John A. Augustine  
30345 Colina Verde  
Temecula, CA 92592

Edward L Kerr II  
13230 Beresford  
Sterling Heights, MI 48313

Donald C. Eshelman  
585 Schoolhouse Road  
Pottstown, PA 19464

Katherine Hunnell  
50 Walker Creek Road  
Boyce, LA 71409-9242

Richard C. Perls  
17 Birk St.  
Saddle Brook, NJ 07662

Robert L. Geary  
332 Old Stonehouse Road  
Boiling Springs, PA 17007-9667

**The membership will reach 628 if all current applicants are approved.**

## *Change of address:*

David A. Clark  
P.O. Box 895  
Malabar, FL 32950

John W. Gibler  
4 Fabulosa Lane #41  
Hot Springs Village, AR 71909

Bruce M. Menia  
244 Elm Avenue  
Selkirk, NY 12158-9723

## Looking back on 3 years as editor

This issue of *Coil Line* marks the end of three years for me as editor. It was also three years ago that Alan Thomson took over the chores of getting the newsletter printed and mailed. I'm glad Alan has been handling that part of the job. It takes a lot of time.

From my standpoint it has been an interesting experience and one with its share of ups and downs. There were some months I wondered how I would have enough material to put out a six or eight-page newsletter. That problem has now become one of deciding what gets left out until the next month. That's a welcome problem.

Thanks for all your contributions, suggestions and ideas. Please don't take it personally if something you've sent in doesn't show up for a month or two. Keep those cards and letters coming, sharing info with your fellow members.

Harold Brown

## COIL LINE

Published monthly as the journal of the Plate Number Coil Collectors Club, also known as PNC<sup>3</sup>. The deadline for copy to be considered for the next issue is the 15th of the month, except as otherwise noted. The April issue was mailed March 19.

President: Tom Maeder, 1604 Bardale Ave., San Pedro, CA 90731 (310-833-7937).

Distribution: Alan Thomson, P.O. Box 91, Northwood, NH 03261. Mailed under Bulk Rate Permit No. 1, Northwood, NH 03261. Back issues are available but write to Alan in advance detailing what you would like to obtain. Please include an SASE so that Alan can reply to your request. There is a charge.

Changes of address should be sent to and membership applications are available from Joann Lenz, Secretary, 37211 Alper Dr., Sterling Heights, MI 48312-2203.

Dues are \$10 per year (\$15 if First Class mailing of Coil Line is desired, \$15 for Canada and Mexico and \$20 for all others) and should be sent to Gene Ernst, Treasurer, 15522 Windy Cove, Houston, TX 77095-1908.

Advertising rates are \$42 for a full page, \$22.50 for one-half page and \$12 for one-quarter page. A check or money order payable to PNC<sup>3</sup> must be submitted with the advertising copy. All copy should be sent to the editor.

Members are entitled to two, 40-word ads per year at no charge. Word ads are available at six cents per word per month to nonmembers or those members who have used their free ads.

# 10-pound mixture report

Thomas S. Malek, 2544 Belle Monte, Shelby Twp., MI 48316, has submitted the following report on a 10-pound mixture. There were 247 PNCs with a Linn's Trends value (12-92) of \$204.65. There were 18 Toledo Browns, no #s.

Item	Plate #	No. of items
3c Handcar	1	1
5c Canoe	1	2
5.2c Sleigh (PC)	3	1
7.1c Tractor	1	1
8.4c Wheelchair	2	1
10c Eagle & Shield	11112	1
10.1c Oil Wagon	3	1
14c Iceboat	3	1
16.7c Popcorn	2	1
18c Surrey	2	1
	3	1
	5	1
	10	1
18c Flag	1	1
18c Washington (PC)	33333	1
19c Fishing Boat	A1212	1
20c Pumper	4	1
	10	1
20c Flag	2	1
	3	1
	5	1
	8	7
	9	5
	13	1
22c Flag	1	5
	2	6
	3	4
	4	1
	5	6
	7	4
	8	4
	10	4
	11	1
	12	3
	16	1
	18	3
	19	2
	20	2
	T1	1
23c Flag Presort	A111	1
25c Bee	1	3
	2	4
25c Breadwagon	2	6
	4	2
	5	1
25c E	1111	1
	1211	2
	1222	1
25c Yosemite	2	4
	3	2
	4 (BT)	1
	5	1
	6	1
	7	2
	8	2
	8 (BT)	3
	9	10
	9 (BT)	1
	10	1
	11	13
	13	9
	14	4
29c F	1111	5
	1222	4
	2222	16
29c Flower	S1111	9
	S2222	3
29c Mt. Rushmore (No Lenz paper)	1	13
	2	1
	3	3
	4	8
	6	3
	7	22
	8	1
	9	3



# TRANSPORTATION COIL BUY LIST

9/1/92

COIL DESCRIPTION	PS3	PS5	COIL DESCRIPTION	PS3	PS5
1898Ab 3, 4, 5, 6.....	1.00	3.25	1906 17 Auto		
2123 3.4 PC 1, 2.....	1.00	3.25	Type C 1, 2.....	5.00	5.00
1900 5.2 Sleigh 1, 2....	3.50	7.00	Type C 3, 4.....	1.50	2.00
3.....	70.00	95.00	Type C 5, 7.....	5.50	7.00
5.....	50.00	70.00	1907 18 Surrey 1.....	37.00	55.00
1900A 5.2 PC 1, 2, 3, 4,			2 9, 10.....	1.50	2.00
5, 6.....	4.00	6.00	3, 4.....	33.00	42.00
1901 5.9 Bicycle 3, 4...	5.50	8.50	7.....	7.00	12.50
PC 3, 4.....	7.00	11.00	11, 12, 15, 16.....	4.00	5.70
5, 6.....	35.00	46.00	1891 18 Flag 1.....	40.00	180.00
1902 7.4 Buggy 2.....	3.50	5.00	2.....	7.50	19.00
PC 2.....	.80	1.25	3.....	100.00	650.00
8.4 Wheelchair #3.....	4.00	7.00	4.....	2.50	6.00
2129 PC 8.5 Truck 2...	1.40	1.50	5.....	2.50	3.00
1903 9.3 Mail Wagon			6.....	975.00	1850.00
1, 2.....	4.50	8.00	7.....	7.00	10.00
3, 4.....	7.00	22.00	1908 20 Pumper 1.....	15.00	80.00
5, 6.....	100.00	150.00	2.....	75.00	670.00
PC 1, 2.....	5.00	8.50	6.....	1.25	2.00
3, 4.....	10.50	20.00	7, 8.....	20.00	85.00
8.....	50.00	85.00	6, 13.....	1.00	1.50
2130 PC 2.....	.50	.70	11.....	9.00	50.00
1904 10.9 Cab 1, 2.....	5.50	14.00	1895 20 Flag 1.....	2.75	38.00
PC 1, 2.....	10.50	15.50	3.....	1.25	1.50
PC 3, 4.....	100.00	125.00	4.....	20.00	350.00
12 1/2 B Press 1.....	1.55	1.90	6.....	30.00	70.00
2133 12.5 PC 2.....	1.00	1.20	8.....	1.50	5.00
1908 17 Auto 1, 2, 3, 4	.80	1.25	2, 11.....	3.00	4.00
6.....	3.00	5.00	PC 14.....	17.00	20.00
7.....	1.25	1.50	O135 20 Official 1.....	7.00	25.00
PC A 3, 4.....	1.25	1.50	2155 22 Flag 7, 14.....	2.75	6.50
Type A 6, 7.....	2.00	3.00	3.....	5.50	28.00
Type B 3, 4.....	6.00	9.00	13.....	1.80	2.40
Type BA 5, 6.....	20.00	25.00	2005 Consumer 1, 2...	11.00	120.00
Type SAB, 7AB, PS10.	5.00	7.00	3, 4.....	11.00	58.00
Type B 5, 6.....	2.00	3.00	O139 22 D Official 1....	15.00	38.00

We will buy till our needs are filled.  
 We send checks the same day as received.  
 We have a retail list available upon request.  
 We buy all better U.S. and foreign singles or accumulations, and we specialize in state and federal duck stamps.  
**CONDITIONS:** Prices are for XF's. For F-VF deduct 30%  
**PRICE CHANGE:** We believe we can meet or beat any buy prices in Linn's at all times.

## STAMPS 'N STUFF

2700 University  
 West Des Moines, IA 50265  
 Toll Free Phone: 1-800-999-5964  
 Fax 515-278-2158



## CONSIGNMENT SHEET

Photocopy this page. A separate sheet is required for each lot.

PNC<sup>3</sup> AUCTION - CLOSING DATE: \_\_\_\_\_

## PLEASE NOTE:

1. Use a separate consignment sheet for each lot.
2. Keep this entire page intact and attach lots in a glassine with tape to the top half (do not use staples). I understand that this may not be possible with longer strips.
3. LIMIT YOUR CONSIGNMENTS TO 25 LOTS.
4. As I still find that there is no totally acceptable definition of a commercial cover, all covers will be listed as First Day Covers or Other Covers. There will be no exceptions to these listings.
5. If you do not state a minimum bid, your lot(s) will go to the highest bidder regardless of the price(s) realized.
6. Do not enter anything under Lot # on the consignment sheets.
7. INSTRUCTIONS: Fill in all boxes that are underlined. Leave the other blank. For more sheets; photocopy this one.

---

**Owners Identification**

Name \_\_\_\_\_ PNC<sup>3</sup># \_\_\_\_\_

Address \_\_\_\_\_  
 \_\_\_\_\_ ZIP \_\_\_\_\_

Phone (\_\_\_\_) \_\_\_\_\_

---

Lot #	<u>Scott #</u>	<u>Description of material</u>	Must Conform To Bidding Increments Minimum Bid
-------	----------------	--------------------------------	---

---

It is assumed that all mint material is never hinged, with undisturbed gum, sound perfs, etc.. If otherwise, please note under Faults. Used materials are assumed to be unhinged, with sound perfs, etc.. If otherwise, please, note under faults.

---

For COTTREL issues please grade both design centering and line centering  
Centering-Overall for non-Cottrel issues or Cottrel designs(see grading notes)  
 (circle)

AVE F FVF VF XF S

Centering (line) Cottrel issues only (circle)

AVE F FVF VF XF S

Faults(describe)

---

Buyer # Hammer

PNC<sup>3</sup> Auctions  
 c/o Joe Sedivy  
 P.O.Box 41602  
 Chicago, Il. 60641