


PNC³



Coil Line

Journal of the Plate Number Coil Collectors Club PNC³

<http://www.geocities.com/Heartland/Hills/6283/>

August 1, 1998

Vol. 11, No. 8

Whole Number 120

Gene Ernst, President
15522 Windy Cove Drive
Houston, Texas 77095
(281) 855-0146

Dick Koenig, VP
Gene Trinks, Secy.
Jim Perry, Treas.

Board Members

Joann Lenz, At Large
Don Eastman, At Large
Tom Maeder, Past Pres.

Harold Brown, Editor
909 Parker Street
Bowling Green, OH 43402
(419) 352-7900 (Also Fax#)

Annual Meeting Aug. 29 at Stampshow in Santa Clara

The Annual Meeting of the Plate Number Coil Collectors Club will be held Saturday, Aug. 29 at Stampshow in Santa Clara, Calif.

Stampshow, the annual meeting of the American Philatelic Society, will be held Aug. 27-30 at the Santa Clara Convention Center.

The PNC3 Board will meet at 10 a.m. in room 211.

The PNC3 general meeting is from 2 to 4 p.m. in room 204.

The general meeting is open to members and guests. Although no specific agenda has been announced, there is always time for members to bring any issue to the floor. Based on past annual meetings, many members will probably continue to trade, share stories and enjoy each other's company for many hours after the official end of the meeting.

The Westin Hotel, 800-986-0700, which is attached to the convention center, is the headquarters hotel. Rooms, if still available, run \$99 to \$109 a night. The Santa Clara Marriott 800-228-3000 is the overflow hotel. Rooms run \$89 a night.

Official airlines are US Airways (Gold File No. 26120666) 800-334-8644 and Southwest (Code K0098) 800-433-5368.

APS says airports at Oakland, San Jose and San Francisco all are within driving distance of Santa Clara.

A First Day ceremony for the Four Centuries of American Art sheet of stamps will open the show at 9:30 a.m. on Aug. 27.

The show is free and will feature a wide variety of dealers and postal stations from the United States and several other countries.

If you haven't been able to attend a Regional or Annual meeting, treat yourself to at least a day at this event. The PNC3 meeting will give you a chance to meet a lot of the people whose names have appeared in *Coil Line* over the years. There will also be exhibits and a wide variety of non-stamp activities for those in your family with other interests.

A few words from the CL Editor

It has come to my attention that at least a handful of members are interested in placing limits (length and frequency) on some of the articles I chose to include in *Coil Line*.

I have been told the group intends to make an issue of this at the Annual Meeting on Aug. 29. Since it is unlikely I will be able to attend the meeting, I am using this forum to address the issue.

I am not going to mention names or be specific as to which articles and authors are involved. Nor will I mention the names of those planning to raise the discussion.

The real issue, in my mind, is censorship.

I have no problem with members, or anyone else, questioning my editorial judgment. I've been involved in the daily newspaper business for 25 years and long ago realized that I can't keep everyone happy-nor should I waste my time trying.

This should not be interpreted to mean I do not care what the members (readers) think. I have and will continue to welcome constructive criticism. *Coil Line* can always be better. I need the help of lots of members every month. I'd like more people to get involved. Thanks to those who have.

The PNC3 boards have given me limited feedback-positive or negative-over the past several years. There has been little or no effort to influence the content. Right or wrong, I have taken this to mean that the monthly *Coil Line* product is at the least-adequate or acceptable.

Occasional surveys of the membership have given me some direction and ideas. Most comments have been favorable.

In general, I have included everything I have received from members. I do not expect all of the material to interest everyone. If something hasn't been covered, it's probably because no one has submitted an article or series of articles. I sometimes pass information sent to me to regular contributors such as Alan Thomson for possible inclusion in the Snippets page.

I encourage your feedback. I appreciate the freedom to determine the content of *Coil Line*. There's room for everyone and members are seeing what I receive. Lets work together for a better *Coil Line*.
-Harold Brown

Letters

Misinformation Plus

To the Editor:

Probably all members of PNC3 do not subscribe to *Linn's Stamp News*. Those who do couldn't help notice an article in the June 8, 1998, issue that concerned die cut incisions that are found on the self-adhesive (SA) coils from the Bureau of Engraving and Printing (BEP).

That article, written by William Menker, followed right on the heels of, and directly contradicted, a two-page piece in the June *Coil Line* that described different styles of die incisions on Flag Over the Porch coils.

Mr. Menker's conclusion that the different cuts are the result of worn die cutting mats and do not represent different methods of production, is to put it bluntly, just plain wrong. His lack of research and misunderstanding of a source at BEP resulted in an incorrect conclusion and a serious piece of misinformation being presented to the stamp collecting public.

Contrary to what Mr. Menker would have us believe, the differing forms of incision are the products of a developing process intended to ensure the stamps will not peel from the roll when coiled into small rolls, yet can be easily torn from the roll during use. Collectors have variously called the connecting paper between die cut SA coils "bridges" or "tabs." BEP calls them "ties." They are there by design, not as a result of dull die cutting mats. They are, in fact, varieties of the same stamp and thus worthy of research. As varieties, they are collectible.

People who work at BEP (and don't like their names used in any published article) have confirmed over and over that the incision types are the result of method changes and are not accidents of production. Some of your fellow members have examined the mats, seen them in operation and received detailed briefings on their evolution. The differences are real and intended.

Four PNC3 members, Richard Nazar (Editor and Publisher of *The Plate Number Coil Catalog*), Alan Malakoff (Editor and Publisher of the *Catalog of U.S. Self-Adhesive Stamps*), Kim Cuniberti (proprietor of Contemporary Coils, a PNC specialty business) and I, have sent a letter to *Linn's* objecting to the printing of Menker's article. Whether or not *Linn's* prints our letter, PNC3 members and U.S. coil collectors in general should be aware that Menker's conclusion and many of his "facts" have led collectors in the wrong direction.

Alan Thomson
P.O. Box 91
Northwood, NH 03261

Commercial cover fan follows own advice

To the Editor:

Following my own advice on developing new PNC commercial cover sources in the Tucson area that handle national mail, two new sources have been developed. And, the ladies wear mail order company is producing good material again. The new sources include a new national pet supply mail order company and a branch of a

national vehicle center.

The pet supply company saves all envelopes for my weekly pick up and I pick bags out of the vehicle payment center dumpster whenever I am in the vicinity. This cowboy is back into PNC commercial cover reporting.

It is especially important because of Rolly Grandahl's retirement. Rolly, thanks, you did a great job of faithfully picking up all those bags of covers and sorting mountains of covers to give us all those reports all these years. Your report will be missed by all of us who need that information to make determinations on the scarcity of a PNC.

Following are the PNC commercial cover totals for the period of June 1 to June 30 from my three sources.

32c Flag Over Porch - 11111-2; 22221-1; 22222-4; 22322-1; 33333-4; 34333-3; 44444-3; 45444-2; 45444-2; 76777-2; 99969-1.

32c Flag Over Porch S/A - S11111-2; 11111-8; 22222-16; 23222-7; 33333-4; 44444-19; 45444-14; 55555-28; 66666-36; 78777-32; 87898-4; 88888-17; 89878-5; 89888-3; 97898-7; 99899-2; 99999-148; 11111A-35; 13231A031; 133311A-39; 22222A-10; 33333A-16; 44444A-72; 55555A-42; 66666-20.

32c Yellow Rose S/A - 11111-2; 1112-4; 1122-10; 2222-3; 2223-3; 2333-3; 3344-7; 4455-7; 5555-21; 5566-18; 5566-18; 6666-29; 6677-8; 6777-1; 7777-53.

There is no further need to report on the booklet PNs and there should be no need to report on the 32c FOP lick and stick PNCs, other than to say collectors should by now have all of these. If not, contact any of the reporters or cover dealers to complete your collection while there are adequate supplies. The more difficult to find of the 32c FOP L/S seem to be 22221, 22322, 34333, 91161, 99969 and S11111.

The Yellow Rose S/A is fading from the scene as stocks of coil stamps seem to dwindle and are replaced by FOP S/As. The more difficult PNCs seem to be 2333, 3444 and 6777. Now is the time to complete this part of the collection.

A word of caution about the 32c FOP SAs with the A suffix. It is beginning to appear that 13211A is a tough PNC to find used. Look for it now. Dealers seem to have a plentiful supply of mint strips, but the used cover or single is hard to find.

Many of you have written regarding teeth (peaks) of perf differences with the FOP SAs. There are differences. While the perf counts are interesting, they are not as informative as teeth (peak) counts and there are varieties. Collecting accurate and valley (PVs) is for everyone-not just the specialist. Count those peaks and you will be amazed at the varieties. There are even valley/peaks being found along with the different types of die cuts. It is also apparent that different die mats are being used and not worn out mats as has been reported in *Linn's Stamp News*. Use a magnifying glass if you are unable to eyeball the obvious differences. Die cut differ-

(Continued on next page)

ences is a whole new area of collecting used PNCs. Lots of fun going through covers and mixtures. One can never tell what will be found.

As reported in Snippets in the July *Coil Line* and illustrated in this month's Snippets, a single brown '9' from a split 9 PNC has been found. There must have to be other similar PNCs out and about, especially a PNC with just the four '9's. Check out your duplicates.

It's great to be back reporting on PNC commercial covers. Those reports from all our reporters give us an idea of what is out and about in PNC land, as well as give us a picture of PNC scarcity.

Dick Koenig
P.O. Box 31872
Tucson, AZ 85751

Commercial covers from the Southwest

To the Editor:

Following is a listing of the PNC commercial covers found June 1 to June 30 from a national insurance company.

32c Flag over Porch - 34333-1; 99969-1.
32c Flag over Porch S/A - S11111-2; 11111-1; 22222-15; 23222-4; 33333-4; 44444-13; 45444-10; 55555-8; 55555 (12/12) -3; 66666-19; 78777-10; 87898-9; 88888-14; 89878-1; 89888-2; 89898-1; 97898-3; 99999-39; 11111A-26; 13231A-23; 13311A-16; 22222A-14; 33333A-29; 44444A-131; 55555A-63; 66666A-26; 77777A-2.
32c Yellow Rose S/A PNB - S1111(15) -4; S1111(30) -4;

Liberty - V1111-13.

32c Yellow Rose S/A - 1111-5; 1112-2; 1122-16; 2222-5; 2223-2; 2233-6; 2333-5; 3344-5; 4455-10; 5555-41; 5556-3; 5566-5; 5666-6; 6666-6; 6677-3; 7777-52.

Circus Wagon S2-3.

23c Lunch Wagon - 4-3.

Say goodbye to the older FOP and Yellow Rose self adhesive coils. Over the past month there has been a marked decrease in the number of older FOP and Yellow Rose S/As found on commercial cover.

Anyone looking for used PNCs or PNCs on commercial covers is encouraged to write. Happy hunting on the new numbers.

David Kemp
509 S. Grinnell Ave.
Tucson, AZ 85710

Discussion topic for the September issue

What does the membership think of the latest valuation of Plate Number Coils in 'Trends' *Linn's Stamp News*?

Do you feel the prices are accurate? Do you use trends to value your collection or as a basis for your trading?

The editor would like to hear from the membership. We can't publish Trends in *Coil Line* because it is a copyrighted matter. However, we can discuss and evaluate it.

Harold Brown

Earliest Known Use? How can we be sure?



Much has been written about EKUs. But now, I wonder if all EKUs are actually early usage or just the result of a postal clerk error.

While searching through a mission mix for PNCs, I found the above clipping of a Flag Over Porch coil.

Note that the cancel is for May 10, 1986. The date of the issue for this coil was May 1, 1995. If this were an EKU it would have been nine years and nine days early. This is obviously a clerk error. My question is this: If a clerk could make an error of this magnitude, how do we know a previously identified EKU is really an early usage and not the result of clerk error.

Perhaps other collectors may wish to express their opinion relating to this question.

Robert S. Rowe
5800 Pine Drive
Sebring, FL 33870-7484

Ads

USA UNPICKED definitives on paper with PNCs. 5lbs. - \$21; 10lbs. - \$39; 20 lbs. - \$62 postpaid lower 48 states. Michael C. Mules, P.O. Box 342, Big Bend, WI 53103.

I HAVE EXTRA 89878 (10/10) USED. Would like to trade for needed mint or used PNCs of similar 'value.' Please send list of what you have to trade to: Jeff Fiszbein, 824 Chatham, Milford, MI 48381-2783. or email at jeffpnc@email.msn.com

CURRENT ISSUE TRADES - Many mint PS5 duplicates of 32c FOP and Roses. Send your want/trade list for mine. Older PNC trades too. SASE appreciated. Bill Burke, 188 Waverly Way NE, Atlanta, GA 30307 or WBURKEEME@aol.com

SEND FOR MY USED PS1, mint PS5 and used PNC strips list. Everything is top quality and the prices are GREAT! A 32c SASE would be appreciated. John Himes, P.O. Box 453, Cypress, CA 90630-0453.

BACK NUMBERS WANTED: PS5, # on #; Circus Wagon, S1, 5-top-black; Circus Wagon S2, 5-bottom-pink. Phillip M. Olwin, 62 Sandalbranch Cir., The Woodlands, TX 77381.

PNC AUCTION INCLUDES Transportation coils, Flags and misc. coils. Mint & used in strips of 3 & 5. Closing date August 28, 1998. Write for free list. P & E Stamps, POB 871, Naugatuck, CT 06770.

SNIPPETS

By Alan Thomson

New Numbers

There are two new numbers this month. SA Flags #78777A (mixed in with 77777A), and 88888A are out.

Canal Boat Has Blue "Measles"

The overall tagged version of plate #4 of the 10¢ Canal Boat is covered with tiny specks of blue ink. One might think this is just another case of poor sleeve wiping during the press run, but it isn't. Kim Cuniberti and Rich Nazar noticed the bluish tinge to the stamps and began comparing repeating interval stamps from the same roll. They found that the exact same tiny extraneous marks appeared on each numbered stamp. Other positions 48 stamps apart also had repeating marks. The printing sleeve was covered with minute pits. When asked about this, a source at the BEP said it was probably the result of the chrome plating flaking off the sleeve.

Chalkboard? Maybe Not

Ever since the 1981 appearance of the 18¢ Flag coil with a plate number as part of its design on every 52nd stamp, all flag coils have pictured the flag waving over something. We've seen the Capitol, the Supreme Court and the current porch among several others. The orientation may soon change. An informant tells us there is no flag design for the new 33¢ rate that shows a chalkboard and that the up-coming flag stamps will picture a "City Over the Flag". Something new.

Correction


Last month when I said the "F" press had no tagging station, that was incorrect. There is one that is downstream of the intaglio station and it was used to tag the #4 Canal Boat coils printed last March. BEP wanted to use up untagged paper that would otherwise have had to be discarded. Because the four offset stations precede the intaglio station, using one of them as a tagging station would have required a second pass. Not very practical.

Same Omnibus #3, Different Gum

The latest printing of the 1¢ Omnibus coil still has #3 for a plate number, but this printing is none-the-less a collectible item. The two previous runs using sleeve #3 had dull and shiny gum respectively. The most recent one, produced in rolls of 10,000, has semi-gloss gum.

Used Split 9 Picture

Dick Koenig's photocopy of his used split 9 arrived too late to make last month's paper. For the record here it is.



No Easy Explanation

This one even has the Bureau of Engraving and Printing wondering. Jeff Fiszbein found a roll of the SA Flag #66666A (with VP/PV die cut) where all four plate number stamps have characters impressed into their faces. The characters run vertically through the middle of the stamp and may be a combination of letters and numbers. Some are incomplete, but one can count eight separate impressions. Reading as a mirror image and starting from the top the first two letters are "DA". At the bottom the last two characters appear to be "84". Anyone have an idea where these may have come from? BEP says they're not from the die cutting mats and can offer no explanation for them.

BEP and USPS Call 'em Ties

Those tiny bits of connecting paper left during the self-adhesive stamp die cutting process are there for a reason and have a name. We have variously dubbed them "bridges" or "tabs". The BEP says they are "ties". Early types were created by tiny horizontal slits that follow the serpentine and straight lines of the die cut. The more recent kind, known only on 10/10 size cuts, have three or four "tabs" on each peak. BEP says there are supposed to be four but I can count only three. This new means of holding the stamps together on the roll is from new technology. The new mats are from a different manufacturer and made by a different process. The change is supposed to make intentional separation easier. --- By the way, BEP has adopted our "peak and valley" nomenclature. (No teeth, please.) We intend to adopt BEP's "ties" nomenclature. Names in common aid the communication process.

How They're Made

It seems logical that die cutting mats would be made by a die stamping process, but neither the old style, with straight cuts and 120 horizontal slits per inch, nor the new style that leaves three or four ties per peak is manufactured by stamping. The old ones were made by chemical etching. The cutting lines are in relief, the rest of the surface having been removed. The new process accomplishes the same relief result by machining away the non-cutting area and leaving a sharp intermittent serpentine line. It's intermittent in order to leave those little ties. During this changeover, USPS specified that the straight lines at the top and bottom of each die cut would have no ties. However, nobody said anything about whether the standard 10/10 serpentine would begin with a peak or a valley on the top left side of the stamp. The new maker chose a valley; the old a peak.

Rumors Detrimental

A rumor is making the rounds that there are a prodigious number of "H" contingency plate numbers. The admittedly incomplete facts we have do not support the rumor. We're all still smarting from the Eagle & Shield, "G" contingency, and the FOP floods but we should not jump to the conclusion another one is in the offing. BEP activity logs through September 1997 show very few numbers. The combo 1111 appears on 3,000 SA stamp rolls (with space between) and on large moisture activated gum rolls. It also appears along with 2222 and 3333 on SA rolls of 100. A few others could exist on rolls of 100. Stamp Venturers often uses only one number. Let's not howl until we're hurt.

CURRENT ISSUE ROLL SIZES

07/17/98

KEY: A-100, B-500, C-3000, D-10000

EP - EMBEDDED PHOS
 SP - SURFACE PHOS
 BK - BLOCK TAG
 OA - OVERALL TAG

UT - UNTAGGED
 [xx] - NUMBER INTERVAL
 (NL) - LINERLESS
 * **NEW NUMBER**

Plate number intervals are shown in brackets following the stamp name. If more than one is indicated, the order is that in which the different printer's plate numbers are listed.

Example: Juke Box [24] for BEP, [14] for Stamp venturers.

32c PORCH FLAG [24][14]

#11111 A (SEMI-GLOSS)
 #11111 B, C (SHINY)
 #22221 B
 #22222 A, B (SEMI-GLOSS)
 #22222 C (SHINY)
 #22322 A, B, C
 #33333 A, C
 #34333 B, C
 #44444 A, B, C
 #45444 A
 #66646 A ALL
 #66666 A 1995
 #77767 A
 #78767 A
 #91161 A
 #99969 A
 #S11111 D

23c LUNCHWAGON [48]

#2 A, B, C
 #3 A, B, C (SP)
 #3 A (EP, DULL)
 #3 A (EP, SHINY)
 #4 A
 #5 C

20c COG RAILWAY [48]

#1 A, B, C
 #2 A, B

5c CIRCUS [52][24][14]

#1 B, C (OA)
 #1 B, C (UT)
 #A1 D
 #A2 D
 #A3 D
 #S1 D
 #S2 D

32c FLAG (SA)[24][21][20][7]

#11111 A
 #22222 A
 #23222 A
 #33333 A
 #44444 A
 #45444 A
 #55555 A
 #66666 A
 #78777 A
 #87888 A
 #87898 A
 #88888 A ALL
 #88898 A 1996
 #89878 A
 #89888 A
 #89898 A
 #89899 A
 #87898 A
 #99899 A
 #99999 A
 #11111A A
 #13211A A
 #13231A A
 #13311A A
 #22222A A
 #33333A A
 #44444A A
 #55555A A
 #66666A A
 #77777A A
 #78777A* A
 #88888A* A
 #11111 C 1897
 #S11111 D 1896
 #V11111 5000 1895
 #M11111 A 1996 (NL)

3c CONESTOGA [48]

#1 A, B, C [52]
 #2 C
 #3 C (DULL)
 #3 C (SHINY)
 #5 C
 #6 C, D

32c ROSE (SA) [24]

#1111 A
 #1112 A
 #1122 A
 #2222 A
 #2223 A
 #2233 A
 #2333 A
 #3344 A
 #3444 A
 #4455 A
 #5455 A
 #5555 A
 #5556 A
 #5586 A
 #5686 A
 #6666 A
 #6677 A
 #6777 A
 #7777 A

20c BLUE JAY (SA) [14]

#S1111 A

1c KESTREL [24]

#1111 B, C

(5c) BUTTE [14]

#S111 C, D
 #S222 C
 #S333 C

(5c) BUTTE (SA) [21]

S111 D

(5c) MOUNTAIN[24][14]

#11111 B, C
 #S111 D

(5c) MTN (SA) [21] [15]

#1111 C
 #V222222 D
 #V333323 D
 #V333333 D
 #V333342 D
 #V333343 D

(5c) WETLANDS [14]

S1111 D

(10c) AUTO [14]

#S111 B, C, D
 #S222 B, D
 #S333 B, C

(10c) AUTO (SA) [21]

#S111 D

(10c) E&S (SA) [21]

#S11111

(15c) TAIL FIN [24][14]

#11111 C

#S11111 D

(15c) TAIL FIN (SA)[21]

#S11111 D

(25c) JUKE BOX [24][14]

#111111 B, C

#212222 C

#222222 C

#332222 C

#S11111 D

#S22222 D

(25c) JUKE BOX (SA)[21]

#111111 C

#S11111 D

#S22222 D


#M11111 D [7] (NL)

(25c) DINER (14)

#S11111

1996 Flag Die Cuts by Plate Number

L12VP/R12PV
 L11VV/R12PP
 L11PP/R10VV
 L10PV/R10VP
 L10VP/R10PV
 L10VV/R11PP
 L12PP/R11VV



In the above designations, P and V are "peak" and "valley". In the left illustration the serpentine cut starts with a peak at the top and ends with a valley at the bottom. That is the old type of L10/R10. The right illustration shows the new L10/R10 cut of VP/PV, which is found on "A" suffix numbers only.

Cuts 10/11 and 12/11 are inverted cuts of 11/10 and 11/12 and are in bold type below.

#11111 - L10/R10

#22222 - L10/R10

#23222 - L10/R10

#33333 - L10/R10

#44444 - L10/R10

#45444 - L10/R10

#55555 - L12/R12, L10/R10

#66666 - L12/R12, L11/R12, L12/R11, L11/R10, L10/R11

#78777 - L11/R10, L10/R10

#87888 - L11/R10

#87898 - L11/R10, L10/R10

#88888 - L11/R10, L10/R10

#88898 - L10/R11, L10/R10

#89878 - L11/R10, L10/R10

#89888 - L11/R10

#89898 - L11/R10, L10/R10

#89899 - L10/R10

#97898 - L11/R10, L10/R10

#99899 - L11/R10, L10/R10

#99999 - L11/R10, L10/R10

"A" Suffix #'s All 10/10

11111A - PV/VP

13211A - PV/VP

13231A - PV/VP

13311A - PV/VP

22222A - PV/VP, VP/PV

33333A - PV/VP

44444A - PV/VP, VP/PV

55555A - PV/VP, VP/PV

66666A - PV/VP, VP/PV

77777A - PV/VP, VP/PV

78777A - PV/VP

88888A - PV/VP

Note: Do not confuse the new 10/10 VP/PV with the 12/12 VP/PV

Thanks to A. Malakoff for information this month.

Die Cut Size and Incision Varieties on (BEP) 1996 32¢ Flag over Porch Self-adhesive PNCs (Part 1)

Scott No.	2915C				2915C				2915C				2915A				2915A				2915A				2915A			
Die Cut Peak Count	12/12				11/12				12/11				11/10				10/11				10/10				10/10			
Peak-Valley Method	VP/PV				VV/PP				PP/VV				PP/VV				VV/PP				PV/VP				VP/PV			
Actual Stamp (shown at 100%)																												
Incision Style	A	B	C	D	A	B	C	D	A	B	C	D	A	B	C	D	A	B	C	D	A	B	C	D	A	B	C	D
11111																				X	X	X						
22222																				X	X	X						
23222																				X	X	X						
33333																				X		X						
44444																				X		X						
45444																				X								
55555	X																			X								
5-5555	X																											
66666	X				X				X			X	X															
78777												X										X						
87888												X																
87898												X										X	X					
88888												X										X						
88898															X								X					
89878												X										X						
89888												X																
89898												X										X	X					
89899																						X	X					
97898												X										X	X					
99899												X											X					
99999												X										X	X	X				
9999-9																						X						

Notes: X — denotes that the cylinder combination has been reported with this die cut and incision style. See Part 2 of this table for descriptions of incision styles.

UNDERSTANDING THE ALPHABET (Soup)

By Gene Trinks

Last year a survey of members was conducted at the same time that the dues notice was distributed. Members responded with a wide variety of requests, some of which are suggestions for Coil Line articles.

One of those requests was to help decipher the "alphabet soup" which we sometimes encounter in this specialty area. I'll attempt to explain at least some (hopefully, most) of these sometimes confusing shorthand expressions so that newer PNC collectors can more fully benefit from the experience of the group.

I welcome others to expand on the (necessarily) very brief explanations given below. Some of the terms have sparked a good deal of controversy in the past. When such occurs, it has been, in my experience, always a well-intentioned attempt to improve accuracy and prevent mis-communication. Anyone is welcome to jump on the bandwagon here, as I certainly am not claiming superior knowledge. In fact, if specialists among us have differences or additions, I can also benefit from a better explanation, and will welcome it.

Ours (PNCs) is very dynamic collecting area, and a constantly developing jargon is necessary as the hobby expands, and changes are needed to describe what's new. Collectors new to the PNC field may find the following useful. No attempt has been made to organize or prioritize the terms, nor have any listings been given for more general philatelic terms such as EKU (earliest known usage). I have, however, included a few of the terms one might see used with reference to the new club electronic offerings on the World Wide Web, for the benefit of those not familiar with the "geek speak" used by those more computer literate members among us (and for those who don't care, these items are in a separate section at the end so they can be easily skipped).

If you think this type of glossary is helpful, and need similar information on one or more of the various sub-specialty topics (such as paper types, or tagging), let the Editor know and we'll get a specialist to respond in a future Coil Line issue.

PNC terms

PNC/x or PS/x, where x is a number such as 2, 3, 5, 7, etc. Describes the length of the PNC strip. Most PNC collectors collect either strips of 3 or 5, but specialists may go to much greater lengths (pun intended).

PNC3 Do not confuse our club acronym as a reference to the length of a coil strip. PNC3 is shorthand for the club's initials, P. N. C. C. C. (Plate Number Coil Collectors Club).

3L, 2R, etc. This shorthand locates the particular stamp being discussed in relation to the numbered stamp on the roll. The L or R refers to direction, the number to quantity. It was developed when the Cottrell press was still in use and we had lines on PNCs. At that time the numbered stamp was found to the left of the line, or 1L. The numbered stamp is always designated 1L even when there is no line (as was the case with the 18c Flag and today is commonplace). Thus 3L refers to the second stamp to the left of the numbered stamp and 3R refers to the third stamp to the right of the numbered stamp.

Type I, II, or III paper Certain Transportation issues were printed on paper from different manufacturers, with noticeable characteristics. An excellent reference to paper varieties is the Plate Number Coil Catalog. Space here does not permit trying to explain the differences.

S/A Self-Adhesive stamps (as opposed to the L/S, or lick 'n stick, using conventional water-activated gum).

Peak The serpentine die-cut separating stamps on the new S/As results in alternating "peaks" and "valleys" resembling traditional perfs, but there are no actual perforations or holes. The peak on one stamp will fit into the corresponding valley on the adjacent stamp.

10L/10R or 12/12 or 11-10 or 10X10 With respect to Self-Adhesive coils, the number of peaks in the die-cut "perf" on the left and right side, respectively, of the stamp.

(Continued on next page)

Understanding

(Continued from previous page)

7.6T3, 20T12, 20F14pv etc. Representative designations of a PNC numbering system developed by Steve Esrati and the Plate Number Coil Study Group. Since Scott and other catalogers did not identify plate numbers, this system was developed to uniquely identify PNCs. The first number(s) referred to the denomination (i.e., 7.6 cents). The following letter refers to the design (i.e., F for Flag, T for Transportation, M for Miscellaneous, etc). Second number(s) refers to the plate number. Following letters refer to precancels, varieties, etc. As the specialty grew more complex, the designations became increasingly more complex, and many collectors have difficulty using the system. I invite others to expand on the foregoing.

CC Commercial cover. Denotes actual commercial usage, contrasted with FDC (first day cover), or souvenir cover (typically covers with stamp show cancels). Some controversy arises with regard to otherwise commercial usage but with a known PNC collector tie, such as in handback cancels, controlled usage, or other known philatelic relationship between sender and receiver. This is commonly called philatelic usage. Sometimes contrived usage is extremely difficult, if not impossible, to detect.

CVP Computer Vended Postage. Experimental machines were placed in service a couple of years ago which consisted of postal scales and self-contained equipment to print a user-selected denomination on stamps ("blanks" in coil form pre-loaded in the machine). Two types (Eca-Gard and Unisys) were placed in service with different designs for the "stamps" (some feel these are more akin to meters, since the user selects the denomination). These items are available with paper, typeface (of the printed-on denomination), and gum varieties. Of course, the denomination itself is variable, and some denominations are considered "premium" values, resulting from the limited time they were legitimately available.

VRC or VDC Variable Rate Coil or Variable Denomination Coil. See CVP.

Valley see Peak, above.

Computer terms

Web Site A location on the electronic Internet. It contains information that is prepared for viewing on a computer screen by persons wishing to gain information on the subject, organization, person, etc. which has information to dispense.

Home Page The first information displayed when a visitor accesses a given Web site. It might be considered a directory to other information on the site.

URL Universal Resource Locator. This is, in effect, the "electronic address" of the location where the information on a particular topic may be found. Our PNC3 address is:

<http://www.geocities.com/Heartland/Hills/6283>
or, using a newly installed service, you can get to the same location via a "shortcut":
<http://come.to/pnc3>

Hyperlink A fast method of moving from one section of the web to another, may be within the same URL or another one.

Hit A record that the website has been accessed by a user. 1 "hit" = 1 visit

A Closer Look at Die Cuts by Doug Iams

Since it is summer time, it seems like a good time to show a few stills from the latest Jaws sequel. Actually, they are microphotos of a small section of die cutting from two different self-adhesive Flag/Porch coil strips.

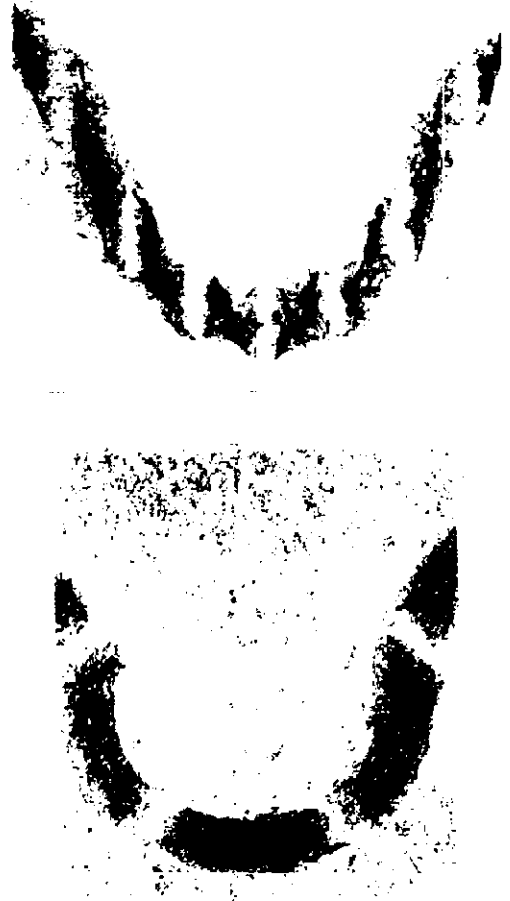
The photos were shot at 65X and then reduced down to about 40X by a photocopier. The dark areas are the cut areas or incisions and the white areas crossing the black areas are bridges or ties between stamps.

The one at the top is from a 78777 11/10 strip and the one at the bottom is from a 55555A strip that has the new reversed 10/10 cut (VP instead of PV).

The new reversed 10/10 cut features 5 ties per peak-valley cycle, while the older one had 10 ties per cycle. 44444A and 66666A strips with the reversed 10/10 cut were also found to have 5 ties per cycle, but no attempt was made to count whether all of the older types of die cuts have 10 ties per cycle, although they all clearly have many more than 5 per cycle (not counting of course the incision style C which Rich Nazar and Alan Thompson have defined as having no ties).

Besides the different numbers of ties, the direction of the ties differs also. On the older one the ties are parallel to the length of the coil while on the newer one they are perpendicular to the serpentine pattern and thus vary in direction along the serpentine pattern. As a result, the ties on the newer one are all roughly the same length, while the ones on the older one vary from short at the tips of the peaks to long along the sides of the peaks.

What will they come up with next?



INCIDENCE OF REPORTED PNC COMCL COVERS BY NUMBERS

FLAG OVER PORCH (perf)

8/98

11111	5936	"HOWGOZIT" Chart (increments=100)
22221 .. 57		
22222	3479	
22322 .. 144		
33333	9620	
34333 .. 435	//	
44444	6686	
45444 .. 2176		
66646	3823	
66666 .. 99		
77767	2812	
78767 .. 451		
91161 .. 73		
99969 .. 222		
S1111 .. 38		

CONESTOGA WAGON

1 .. 1
2 .. 3
3 .. 43
5 .. 11
6 .. 23

CIRCUS WAGON

A1 .. 3
A2 .. 4
A3 .. 3
S1 .. 14
S2 .. 15
S3 .. 5

FLAG OVER PORCH (self-adhesive)

11111	2014	LUNCH WAGON 3 .. 47 4 .. 17 5 .. 2 BLUE JAY S1111 .. 84
22222	3703	
23222 .. 1055		
33333 .. 1776		
44444	3908	
45444	4180	
55555	3227	
66666	7116	
78777	5949	
87888 .. 127		
87898 .. 641		
88888	3623	
88898 .. 33		
89878 .. 806		
89888 .. 185		
89898 .. 604		
89899 .. 25		
97898 .. 334		
99899 .. 113		
99999	19871	
11111A .. 204		
13211A .. 30		
13231A .. 398		
13311A .. 262		
22222A .. 122		
33333A .. 123		
44444A .. 185		
55555A .. 109		
66666A .. 0		
77777A .. 0		
M11111 .. 32		
S11111 .. 44		
V11111 .. 8		
11111(97) .. 3		

YELLOW ROSE

1111 .. 126
1112 .. 154
1122 .. 187
2222 .. 64
2223 .. 18
2233 .. 31
2333 .. 355
3344 .. 290
3444 .. 79
4455 .. 195
5455 .. 15

5555 .. 918
5556 .. 116
5566 .. 282
5666 .. 171
6666 .. 495
6677 .. 13
6777 .. 0
7777 .. 720

FERRYBOAT


2 .. 484
3 .. 1457
4 .. 361
5 .. 282

(Narrative elsewhere)

S/A DIE-CUT FREQUENCY - FLAG OVER PORCH

Plate	9/10	10/10	10/11	11/10	11/12	12/11	12/12	Total
11111		713						713
22222		804						804
23222		441						441
33333		635						635
44444		1878						1878
45444		1879						1879
55555		1789					55	1844
66666			3	451	1813	1	319	2587
78777		8		1571				1579
87888				27				27
87898		81		64				145
88888		296		593				889
88898		4	1					5
89878		18		198				216
89888				45				45
89898		53		46				99
89899		6						6
97898		8		50				58
99899		8		7				15
99999		1794		1213				3007
9.9999		3		33				36
11111(7)	1	2						3
	PV/VP	VP/PV						
11111A	54							54
13211A	18							18
13231A	182							182
13311A	101							101
22222A	3	1						4
33333A	51							51
44444A	7							7
55555A	61							61
66666A								0
77777A								0

This chart is comprised of known nos. and cuts and is believed to be representative of all totals percentage-wise. Only those positively identified are included. As new numbers and cuts are noted, they will be included as informational items. Hope you find it useful.



INCIDENCE REPORT NARRATIVE

This issue's incidence report includes all C/L items through the July issue and 4450 PNC covers from MD and CA sources. Although a 150# sort was reported in the May C/L and bears obviously commercial usages of PNCs, they were not included due to inability to separate and identify specific types. All were reported inclusively. However, it was a good report and will stand on its own merits as to what may be found in these mixtures.

A first found '97 11111 is included in this report. They are very scarce. I felt a great sense of loss when I read Rolly Grandahl's termination notice as a contributor to the input I use in construction of the charts. As a staple provider of data, there will be a lessening by his loss. Is there anyone who can fill his shoes? As a finality to his unselfish sharing, I wish him the best with that old Navy accolade; "May you have fair winds and following seas in your future pursuits." You will be missed each month. Our loss is your (space) gain!

Dan Kauffman

THE FERRYBOATS ARE A'GOIN'!

The Ferryboats all seem to be dead in the water - save an occasional appearance here and there, both realistically and philatelically. Replaced by sophisticated suspension structures, causeways, tunnels, Flags Over Porches, and Yellow Roses, their usage was destined to be relatively short-lived considering modern technological advances. But perhaps we can take one more nostalgic ride on the old Stern Wheelers and refresh the excitement and the notoriety they once provided.

The Ferryboat was the second from last issued in the Transportation Series and only the third time a stamp in the series covered the first-class rate. There were four sleeve numbers printed; 2-5, and a challenging color error discovered with the last number.

The stamp Ferryboats suffered as many fatal flaws as did their real counterparts, which at times were tenuous and unresponsive. Plagued with gum problems and complaints of non-adhesion, this 32c blue 'boat' fell off covers and did not always fulfill its mission. This problem did result in issues with two glue varieties while research was being further conducted on adhesive material. These preceded the self-adhesives.

Soaking often caused the blue ink to crack and depart from the paper, leaving a somewhat poor quality used stamp example. This occasioned on all numbers but was particularly pronounced on the #5s. The color error, scarce on cover, and known only on plate #5, did not enjoy wide enough circulation to make a determination whether soaking resulted in the same calamity.

There are additional challenges afforded in this issue and I'll cite one here. Nestled among my #3 Ferryboats was the item in Figure 1. Is it an odd shaped three or another freak or oddity? Conducting a study of comparable #3s and #5s, it was determined to be a #5 due to the position of the number in relationship to the water above it. All the #3s, as in Figure 2, appear much closer to the water than the #5s, shown in Figure 3. That item has now been removed from the #3 pages, and with its flat top, been placed with the other #5s on its page.



Figure 1



Figure 2



Figure 3

The Ferryboats are also only the second issue of the Transportations to show figures of people. The other is the Seaplane (although the Cog Railway came very close). These engraved definitives signaled the diminishing of a long and respected tradition.

by Dan Kauffman

Many Different Varieties

Constant plate varieties
on S/A 32c Flag (without A)
Send for list

F-VF price per # PS5 \$4.00, PS7 \$4.75
All 32c Rose #s 1111 through 7777
All 32c S/A Flag 11111A through 77777A

PNCs Unlimited
POB 38
Bruce, WI 54819

PNC BACK NUMBER CHECKLIST

WATER ACTIVATED

(5c) BUTTE

S111	BLACK	4T	4B	5T	5B
	PURPLE	4T	4B	5T	5B
	PINK	4T	4B		
S222	BLACK	4T	4B		
	PURPLE	4T	4B		
	PINK	4T	4B		
S333	BLACK	4T	4B		
	PURPLE	4T	4B		
	PINK	4T	4B	5T	5B

5C CIRCUS WAGON

S1	BLACK	5T		
	PURPLE	5T	5B	
S2	PINK	5T	5B	

(5c) MOUNTAIN

S111	PINK	5T	5B
------	------	----	----

(5c) WETLANDS

S1111	PINK	5T**	5B**
-------	------	------	------

(10c) EAGLE AND SHIELD

S2222	BLACK	5T	5B	
	PURPLE	5T	5T-U	5B

(10c) AUTOMOBILE

S111	BLACK	3T	3B	4T	
		4B	5T	5B	
	PURPLE	3T	3B	3M	4T
		4B	4M	5T	5B
S222	BLACK	5T	5B		
	PURPLE	3T	3B	5T	5B
S333	PINK	3T	3B	4T	4B
		5T			

(15c) TAIL FIN

S1111	PURPLE	5T	5B
-------	--------	----	----

(25c) JUKE BOX

S1111	BLACK	5T	5B	5M
	PURPLE	5T	5B	
S2222	PINK	5T	5B	

(25c) DINER

S1111	PINK	5T**	5B**
-------	------	------	------

(32c) RED "G"

S111	BLACK	4T	4B		
	PURPLE	4T	4B	5T	5B

32c FLAG OVER PORCH

S1111	BLACK	5T	5B	5D
	PURPLE	5T	5B	
	PINK	5T	5B	

SELF ADHESIVES

(5c) BUTTE

S111	BLACK	5T	5B
	PINK	5T	5B

(5c) MOUNTAIN

V22222	BLUE	5M-U	
V33333	BLUE	5M	
V33333	BLUE	5M	5M-U
V33334	BLUE	5M	
V33334	BLUE	5M	
#1111	GREEN	4T	

(10c) AUTOMOBILE

S111	BLACK	5T	5B	
	PINK	5T	5B	5M

(10c) EAGLE AND SHIELD

S1111	BLACK	5B		
	PURPLE	5T		
	PINK	5T	5B	5M

(15c) TAIL FIN

S1111	BLACK	5T	5B	
	PINK	5T	5B	5M

(25c) JUKE BOX

S1111	PINK	5T	5B	5M
S2222	PINK	5T**	5B**	
#11111	GREEN	4T	4B	

32c FLAG OVER PORCH

S1111	BLACK	5T	5B		
	PURPLE	5T	5B		
	PINK	5T	5B	5D	5M

(L10/R10)

#1111	GREEN	4T	4B
-------	-------	----	----

(L9/R10)

#1111	GREEN	4T	4B
-------	-------	----	----

**= NEW LISTING (6)

KEY: T=TOP; B=BOTTOM; M=MIDDLE;
D=DOUBLE; U=UPSIDEDOWN


PREPARED BY:
JOHN LARIMER
1042 CLUBLAND COURT
MARIETTA, GA 30068-2501
770-973-5743
IONMAR@GATEWAY.NET

COMMERCIAL COVERS


Installment #89

Rob Washburn
P.O. Box 840
Skowhegan, Maine 04976
(207) 474-8021 (evenings)

POSTAGE PREPAID





Nowadays, more and more mass mailers are sending out mint postage stamps and self-addressed stamped envelopes in an effort to encourage replies to their solicitations. The DAV (Disabled American Veterans) is probably the biggest such mailer, and that organization has been supplying self-addressed stamped envelopes since at least the 1950s. The small cover pictured above (actual size) is the earliest such SASE I own and features the 3¢ Nato stamp issued in 1952. Over the years, the DAV has also used coils for its SASEs.





Monsignor Robert C. Wurtz, P. A. Our Lady of Victory Homes of Charity



 **AMERICAN LUNG ASSOCIATION.**
Affiliate


Sports Illustrated

When You Call
Nothing Else

Center for Alternative Cancer Research
412 G Street, NE
Washington, DC 20069-2008

NON-PROFIT ORGANIZATION
U.S. POSTAGE PAID
PROJECT CURE



 **our lady of good counsel church**
SOUTHAMPTON, PENNSYLVANIA 19086
RECTORY • 611 KNOWLES AVENUE



REV. MSGR. BERNARD J. TRINITY




READER'S DIGEST •
Pleasantville, N.Y. 00401-0001

Find out inside how this Golden Sweepstakes Coin
could win you FIVE MILLION DOLLARS!

POSTMASTER
CONTENTS REQUIRE IMMEDIATE ATTENTION...
PLEASE HANDLE IN CONFORMANCE WITH
MAIL SECURITY REGULATIONS AS OUTLINED
IN SECTION NO. 115 OF THE UNITED STATES
POSTAL SERVICE DOMESTIC MAIL MANUAL.

BULK RATE
U.S. POSTAGE
PAID
Reader's Digest



This 2c Stamp
could be worth
much more than
2c in you!
Details inside.

The secret of how this
Gold Seal could bring you
an EXTRA \$150,000.00 CASH
will be revealed in
the enclosed booklet.

11139 88032 34223
091852
091552-B 02070-004
MISS CHERYL LANCASTER
-P. O. -BOX 421
SKOWHEGAN, ME 04976

Commercially used "SASE" covers are seldom found. Charities and other mass mailers usually do not give away their mail. Wouldn't it be nice to have access to the DAV's mail? Unused SASEs can sometimes be found in dealer's boxes for nominal prices. Whether used or unused, I think these SASEs are nice collectibles, especially those with PNCs attached.

There are a few new EKU cover reports: 32¢ Flag/Porch #13311A (3/31/98), 44444A (4/20/98), 66666A PV/VP (6/3/98), and 66666A VP/PV (6/4/98). Also, add Armenia to the confirmed list of countries where PNCs have been sent and found on cover. My thanks go out to Burt Robbins, Tommy Thompson and Mario Woscoff for their reports and contributions to this month's article.

WANTED PNC COMMERCIAL COVERS

Here Are Some Of My Sample Buy Prices:


10¢ Eagle/Shield #A33334 or A32333	\$100.00	10¢ Eagle/Shield #All 10 10 10 11 or	
21.1¢ Letters Prec. #11111 or #11121	\$25.00	A 10 11 10 10 10	\$10.00
4.9¢ Prec. #1 or #2	\$25.00	10¢ Eagle/Shield #A12213	\$35.00
20¢ Flag Prec. #14	\$150.00	5¢ G A1111 or A21111	\$15.00
9.3¢ Prec. #8	\$150.00	25¢ Jukebox SA #M1111	\$15.00
5.9¢ Prec. #5 or #6	\$35.00	29¢ Flag/White House #18	\$10.00
32¢ G #A4435	\$100.00	7.4¢ Prec. #2	\$15.00
17¢ Auto Prec. any number	\$35.00	6¢ Prec. #1	\$10.00
18¢ Surrey #17 or #18	\$500.00	5¢ Mountain SA any #	\$10.00
24.1¢ Prec. #1	\$10.00	12¢ Prec. on postcard any #	\$20.00

I'll also pay a minimum of \$10.00 for PNCs to foreign destinations (except Canada and England) and any PNC cover with attached postage due stamps.

Covers must be undamaged and be commercially used during the normal period of use.

Rob Washburn
P.O. Box 840
Skowhegan, ME 04976-0840
(207) 474-8389 (evenings)

COVER OF THE MONTH



The above first day cover features three different plate number booklet stamps, the 32c Statue of Liberty #VIII and both the booklet of 15 and booklet of 30 versions of the 32c Yellow Rose #SIII. (Cover courtesy of Robert Rowe.) (If you have a candidate for *Cover of the Month*, please send a photocopy of your cover against a black background to Rob Washburn, P.O. Box 840, Skowhegan, Maine 04976-0840.)

Membership

Names of applicants are published for members to review. Any member who questions the suitability of a prospective member should contact the chairperson of the Membership Committee, Joann Lenz, 37211 Alper Drive, Sterling Heights, MI 48312, with the objection. The committee will recommend for or against membership.

New applicants:

Kevin Kundla
332 Mullett St.
Dunkirk, NY 14048-1914

Rick Barbieri
10200 Firethorn
Reno, NV 89523

Edmond Nadwony
6519 Sebert Ave. Rear
Cleveland, OH 44105-1433

Robert B. Jones
341 Sleepy Hollow Road Unit 4094
Ellijay, GA 30540

Donald P. Brown
P.O. Box 13
Burlington, WA 98233-0013

Changes of address:

Albert Alson
1105 Bahama BND D1
Coconut Creek, FL 33066

Cameron K. Sheward
4805 Whispering Pines
Shelby Township, MI 48316-1564

Lionel Garlini
500 N. Emerson Ave.
Wenatchee, WA 98801-2089

John H. O'Hearn III
P.O. Box 32
Chartley, MA 02712-0032

John E. Alberstadt
4707 Summerland Trail
Erie, PA 16506

James M. Bonnett
1741 South Village Lane
Orem, UT 84058-7982

Slide shows available

Members interested in obtaining PNC slide shows for use at local club meetings and stamp shows should contact John Peterson, 6605 Bell Bluff Ave., San Diego, CA 92119-1147 or call 619-265-2916.

PNC³ meetings

A monthly listing of scheduled Regional and Annual Meetings will be published in *Coil Line*.

Regional Meetings are to be arranged through Dick Koenig, Regional Meeting Committee Chairperson, P.O. Box 31872, Tucson, AZ 85751.

Please contact Dick as far in advance as possible.

It would be helpful if someone involved with the planning or attending the meeting would submit a report to *Coil Line*.

Annual Meeting - Saturday, Aug. 29, 1998 at Stampshow '98. Details on front page of this issue of *Coil Line*. Stampshow, sponsored by the American Philatelic Society, will be held Aug. 27-30 at the Santa Clara Convention Center in Santa Clara, Calif.

Chicagopex 98 - Nov. 6-8, 1998. Regional Meeting will be held Saturday, Nov. 7. The show is held at Rosemont Convention Center, 5555 W. River Road, Rosemont, IL. Details in September issue of *Coil Line*.

Contact John Dahlstrom II

E-mail addresses:

Changes and new addresses will be listed monthly.

None to report this month.

COIL LINE

Published monthly as the journal of the Plate Number Coil Collectors Club, also known as PNC³. Copy must be in the hands of the editor no later than the 15th of the month to be considered for the next issue. The July issue was mailed June 23.

President: Gene Ernst, 15522 Windy Cove Dr., Houston, TX 77095 (713) 855-0146.

Distribution: Alan Thomson, P.O. Box 91, Northwood, NH 03261. Mailed under Bulk Rate permit No. 1, Northwood, NH 03261. Back issues are available but please write to Alan in advance detailing what you would like to obtain. Please include an SASE. There is a charge.

Changes of address: Should be sent to and membership applications are available from Gene Trinks, Secretary, 3603 Bellows Court, Troy, MI 48083. gctrinks@tir.com

Mailing list: Rental of the club mailing list is available. A one-time usage of labels costs \$50. Contact the secretary (above).

Dues: Are \$10 per year (\$15 for First Class mailing of *Coil Line*, \$15 for Canada and Mexico and \$20 for all others) and should be sent to Jim Perry, Treasurer, P.O. Box 20120, Beaumont, TX 77720.

Advertising rates: Are \$42 for a full page, \$22.50 for 1/2 page and \$12 for 1/4 page per issue. A check or money order made payable to PNC³ must be submitted with the advertising copy. All copy should be sent to the Editor, 909 Parker St., Bowling Green, OH 43402-2107.
E-mail - halallen@wcnet.org

Members: Are entitled to two, 40-word ads per year at no charge. Word ads are available at six cents per word per issue to nonmembers and those members who have used their free ads.