

PNC³


Coil Line

Journal of the Plate Number Coil Collectors Club PNC³
<http://www.geocities.com/Heartland/Hills/6283/>

December 1, 1998

Vol. 11, No. 12

Whole Number 124



Gene Trinks, President
3603 Bellows Ct.
Troy, MI 48083
248-528-1857

Board Members

Jim Perry, VP	Joann Lenz, At Large
Don Eastman Secy.	Dick Koenig, At Large
Tom McFarland, Treas.	Gene Ernst, Past Pres.

Harold A. Brown, Editor
909 Parker St.
Bowling Green, OH 43402
419-352-7900 (halallen@wcnet.org)

Time to renew that membership

Attached to the front of this issue of *Coil Line* is your 1999 membership renewal form.

The form is self explanatory but please make note of the penalty for payment of dues after Dec. 31, 1998. Please help out Treasurer Tom McFarland by attending to your renewal promptly.

Again this year there is no increase in dues.

PNC³ history lesson at Chicago

The Plate Number Coil Collectors Club made an impression on Chicagopex with two members receiving awards for their exhibits and 15 people attending the Regional Meeting.

John Dahlstrom II reports Gary Davis' exhibit (The Eagle and Shield Plate Number Coil Issues) received a Silver Award and the PNC³ Achievement Award. Dean Hawk received a Silver medal with ribbon and the Chicago Philatelic Society Novice Award.

"I also wish to extend a personal apology to Ron Hayes, who should have had his exhibit there also, except I along dropped the ball on this one," Dahlstrom said.

During the meeting President Gene Trinks gave a history lesson on how the Plate Number Coil Collectors Club got its start. He also discussed his 1,000 by 2000 membership drive.

Bill Castle shared a whiter paper variety on a 2c Locomotive that a friend of his received from Kansas City.

Club Auctioneer Joe Sedivy asked anyone who submits lots for the club auctions to double check their material to make sure they are grading accurately and strictly. He said even a minor folded perf should be noted as some collectors prefer pristine material and will return it to him.

After the meeting Dahlstrom introduced Trinks to Elliot Landau, president of the Chicago Philatelic Society. The two talked about bringing in three more PNC dealers. That would mean six would be at the 1999 show and make it a regional meeting and bourse. Dahlstrom said he would be happy to continue hosting the regional event into the next

(Continued on next page)

From the PNC³ President:

Think about how you can share PNC hobby

Fellow PNCers:

Well, the holiday season arrives once again. I hope everyone had a great Thanksgiving, and that all are looking forward to sharing the coming holidays with family and friends.

This is a special time of sharing and I've been thinking that we should be thinking about sharing our hobby interests, as well. As I mentioned in my last letter, why not invite a friend to share in the benefits of PNC³ membership? All it takes is asking. If you feel that PNC³ is a wonderful way to share the joys of PNC collecting with others with like interests, let them know that they can share your fun.

Don Eastman has a quantity of new information brochures, so if you want some, send a large SASE to him and he'll be glad to send some to you.

Some years ago we also thought of sharing our PNC hobby in a different way. Those of you who are APS members are aware of the APS sales circuits which have been available to APS members for many years.

Whereas PNC³ is not currently in a position to establish a sales circuit program of our own just yet, there's every reason to believe that, if we could get enough members to provide sales books to the APS circuits manager, we could get dedicated PNC circuits established.

This is a good way to share the duplicates you have with those in need, and to help support the next Holiday Season.

Give some thought to getting some sales books from APS, filling them with lots of PNC goodies, and send them out for all us other PNC kids to look at. I'm sure it will be a rewarding experience.

If you think this could be your cup of tea (or hot cocoa, as the case may be), let me know. If there's enough interest on the part of our membership, I'll contact APS about getting

(Continued on next page)

Think about

(Continued from previous page)
that dedicated PNC circuit.

Please, if this interests you at all, let me know how many books you can contribute initially, and how many at regular intervals. The reason we couldn't do this some time back is that APS requires a LARGE quantity of books to start and maintain a circuit, especially for a popular area such as PNCs, and we weren't able to assure a sufficient quantity of books on a regular basis.

For those of you who are not APS members, when we get this circuit off the ground, you'll want to consider joining APS to get in on the fun!

Remember - 1000 by 2000!

— Gene Trinks

PNC³ history

(Continued from previous page)

The club's table on the show floor saw 22 people sign the sheet and one person filed out a membership form and paid dues. Joseph Shramek spent Friday at the table, with Sylvia Castle-Dahlstrom handling the duty on Saturday and Bill Castle doing the honors on Sunday.

Dahlstrom said he would like to have a seminar on PNC collecting at the 1999 event and is seeking volunteers to help put it together. Plans are also being explored for a PNC auction at the show.

Door prizes donated by Shramek were won by Aleksanda Wastalir, Ray Ward, Jim LaPlante, Larry Crain and Richard Korpak.

Letters

Nazar article clears up IDs on die cuts

To the Editor:

I am writing to encourage all those who have been struggling to get a handle on identifying die cut incision styles on used singles to read Rich Nazar's article in Linn's (11-2-98). It just probably takes me a little longer to get the hang of new things but I finally got it. Thanks Rich Nazar.

Last month I suggested the collecting of incision styles on cover might need to be philatelic creations. However, after going through a pile of FOP covers I discovered indeed there was an occasional pair still tied together and so it may be worth the hunt if you want one on commercial cover.

Another option for collecting incision styles on cover is one with the selvage still attached on the right side. I've discovered these also have the identifying marks that allow you to tell its incision style.

via e-mail

cherry@cyberia.com

(Editor's note: Don sent an illustration via e-mail but the editor has yet to figure out how to get it to convert to anything but gibberish on his computer. However, Don's letter is an important note and encouragement even without the illustration.)

Now is the time to renew your membership.

Don't overlook the form attached to the front of this issue of Coil Line.

Coil Collection For Sale

**A complete mint collection of all PS5 issued since 1981
(except Mt. Rushmore #1 Toledo Brown and #2 Lenz Paper).**

**Additionally included are PS3 of both the 18c and 20c Flags and extra set
of PS5 of the 22c Flag.**

Also, all 42 Eagle & Shield including A32333, A33334 and 'Broken Yellow' A12213.

All 41 'G's,' including A4435.

Most of the FOPs, including 88898 (10x10) and 89899.

20c Consumer in both PS3 and PS5.

**Over 200 examples of Pre Cancel gap positions and many used singles, lots of oddities, etc.
This collection is divided into four Elbe Washington Springback Albums and is
displayed on Showguard Mounts.**

Price is a firm \$20,000.

Contact:

Gene Kiehlmeier

1832 West 29th St.

Erie, PA 16508-1154

(814) 864-6437

Member PNC³, APS, BIA, Erie Stamp Club

SNIPPETS

By Alan Thomson

New Numbers

There are many new numbers this month primarily due to the release of the "H" coil. The H numbers are too numerous to list here. See the special box in the roll size chart for the specific combinations. There are two other new items from established designs, one from the Transportation series and the other a reprint by the BEP of the Eagle & Shield. The Circus Wagon has been found with sleeve #2, and the Eagle and Shield #44444 with water activated gum (WAG) has been reported by Ken Moreau.

Old Numbers, New Varieties


Two old Transportation coils have turned up with new characteristics. The 2¢ Locomotive from plate #2 has been found on very white untagged paper with shiny gum. The original 1994 printing of #2 has dull gum. This reprint probably was run in 1997 and was first reported by Frank Covey who found it in a roll of 3,000. The \$1 Seaplane has been reprinted using plate #3, but this recent discovery has surface phosphor tagging and semi-gloss gum while the original printing was on embedded phosphor paper with shiny gum.

Escapees?

The era of the Flag Over the Porch coils is fast drawing to a close and it's beginning to look as if some varieties of that issue are going to escape us in mint condition. If memory serves me correctly, this has not happened before in PNC collecting. There are four types of the Flag that have been reported in used condition, but up to this point no one has reported finding them in strips or rolls. Two are inverted die cuts from SA #66666, 10/11 and 12/11. The 10/10 die cut from SA #78777 remains a used only stamp. The fourth item is the VP/PV die cut of SA 13231A, discovered just two months ago. Are any of these sitting in a dealer's stock waiting to be discovered?

Another Used FOP #66666 10/11

As stated above Flag #66666 with the inverted 10/11 die cut is known only in used condition. Karen Weigt has found another cover bearing this elusive item and it brings the reported total to four stamps. Two are on cover. Cropped from the cover, a photocopy of Karen's stamp, postmarked Madison WI, 19 DEC 1996, is shown below.




We're Falling Behind

Bring in a new member. Current membership is only 760. Renewal time is at hand and there will be losses.

UPC's on Big Rolls

Something new has been added to the labels that seal large rolls of coils coming from the BEP. The latest printing of plate #3 of the Seaplane sports a UPC (7703) on the sealing label. This isn't just a one time thing, apparently. The new Eagle & Shield #44444 rolls of 500 also have a UPC for the item number 7976. A blow up of the \$1 label appears below, courtesy of Mike Lipson and Alan Malakoff. There's something puzzling on both labels, the date 1981. Label dates are supposed to be the design copyright date. Are all future label dates going to be a generic 1981 signifying the inception of PNC's?



Philatelic Catalog Error

The notation of an E&S reprint in the USPS Philatelic catalog was erroneous in more than one way. It was listed in the SA coil section and offered the new item as being a reprint of rolls of 10,000 from BEP. BEP has never printed a SA E&S coil in any size. The E&S item shown immediately above the new entry was printed by Sennett Security Products (the old SV) and has an item number of 7948. The clue to what this new stamp is, is its item number of 7976. That product number was assigned to WAG E&S coils from BEP back in 1993. It told us the reprint was a WAG stamp and belonged in the regular coil section of the book where no E&S listing exists in either the Fall or Holiday issues of the catalog. The new coil is #44444 mentioned previously. Editors weren't paying attention.

Bike Splice on PN Stamp

Sherwood Day got lucky looking through a 500 roll of the WAG Green Bicycle coil. He found a post-printing splice that goes right up the middle of a plate numbered stamp. The splice was well aligned vertically but pulled apart horizontally so that it leaves a white stripe from top to bottom on the \$111 stamp. Very nice.



Die Cut Size and Incision Varieties on (BEP) 1996 32¢ Flag over Porch Self-adhesive PNCs (Part 2)

Scott No.	2915C				2915C				2915C				2915A				2915A				2915A				2915A			
Die Cut Peak Count	12/12				11/12				12/11				11/10				10/11				10/10				10/10			
Peak-Valley Method	VP/PV				VV/PP				PP/VV				PP/VV				VV/PP				PV/VP				VP/PV			
Incision Style	A	B	C	D	A	B	C	D	A	B	C	D	A	B	C	D	A	B	C	D	A	B	C	D	A	B	C	D
Cylinder Combination	11111A																			X	X	X						
	13211A																			X	X	X	X					
	13231A																			X		X	X			X		
	13311A																			X		X						
	22222A																			X	X	X				X		
	33333A																			X		X						
	44444A																			X		X				X		
	55555A																			X	X	X	X			X		
	66666A																			X						X		
	77777A																			X	X		X			X		
	78777A																			X		X	X					
	88888A																			X		X	-X-					

Notes: X — denotes that the cylinder combination has been reported with this die cut and incision style.

©1998, Nazar Publications, Inc.

Flag over Porch Die Cut Update by Richard Nazar

This two-part table shows the reported die cut varieties (including peak counts and incision styles) for each known cylinder combination of the Flag over Porch (FOP) self-adhesive coil stamp produced by the Bureau of Engraving and Printing (BEP) in rolls of 100. Recently-acquired information shows that the BEP finished printing the self-adhesive FOP coils on July 6, 1998. The last cylinder combination used was 88888A. Although the cylinder combinations have stopped, die cut varieties continue to surface. The most significant new variety was reported by Dan Kauffman, who found multiple used examples of FOP 88888A with *inverted* 10/10 [VP/PV] (incision style D) die cuts. All additions to the table are shown as -X-.

Style A — has ties in the serpentine die cut, but no ties in the straight top and/or bottom die cut.

Style B — has closely-spaced ties (approximately 9 per peak) throughout the complete die cut.

Style C — has no ties in the serpentine or straight portions of the die cut.

Style D — has widely-spaced ties throughout the complete die cut.

Normal — 3 per peak on the left side of the stamp and 2 per peak on the right side of the stamp

Invert — 2 per peak on the left side of the stamp and 3 per peak on the right side of the stamp


Report new finds to Richard Nazar at P.O. Box 7307, Somerset, NJ 08875 or via e-mail to rnazar@erols.com

Updates to this edition of the table were provided by Dan Kauffman and Doug Iams.

Die Cut Incision Styles




A



B



C



D

Coil Line

CURRENT ISSUE ROLL SIZES

11/11/98

KEY: A-100, B-500, C-3000, D-10000

EP - EMBEDDED PHOS
 SP - SURFACE PHOS
 BK - BLOCK TAG
 OA - OVERALL TAG

UT - UNTAGGED
 [xx] - NUMBER INTERVAL
 (NL) - LINERLESS
 * NEW NUMBER

Plate number intervals are shown in brackets following the stamp name. If more than one is indicated, the order is that in which the different printer's plate numbers are listed.

Example: Juke Box [24] for BEP, [14] for Sennett Security.

32c PORCH FLAG [24][14]

#11111 A (SEMI-GLOSS)
 #11111 B, C (SHINY)
 #22222 B
 #22222 A, B (SEMI-GLOSS)
 #22222 C (SHINY)
 #22322 A, B, C
 #33333 A, C
 #34333 B, C
 #44444 A, B, C
 #45444 A
 #66646 A ALL
 #66666 A 1995
 #77767 A
 #78767 A
 #91161 A
 #99969 A
 #S11111 D

32c FLAG (SA)[24][21][20][7]

#11111 A
 #22222 A
 #23222 A
 #33333 A
 #44444 A
 #45444 A
 #55555 A
 #66666 A
 #78777 A
 #87888 A
 #87898 A
 #88888 A ALL
 #88898 A 1996
 #89678 A
 #89888 A
 #89898 A
 #89899 A
 #97898 A
 #98899 A
 #99999 A
 #11111A A
 #13211A A
 #13231A A
 #13311A A
 #22222A A
 #33333A A
 #44444A A
 #55555A A
 #66666A A
 #77777A A
 #78777A A
 #88888A A
 #11111 C 1997
 #S11111 D 1996

32c FLAG (SA) Cont'd

#V11111 5000 1995
 #M11111 A 1996 (NL)

23c LUNCHWAGON [48]

#2 A, B, C
 #3 A, B, C (SP)
 #3 A (EP, DULL)
 #3 A (EP, SHINY)
 #4 A
 #5 C

20c COG RAILWAY [48]

#1 A, B, C
 #2 A, B

10c CANAL BOAT [48]

#1 A, C (BK) [52]
 #1 B, C (OA) [32]
 #1 C (EP) [52]
 #2 B, C
 #3 C
 #4 C (OA)
 #4 C (EP)

5c CIRCUS [48] [24] [14]

#1 B, C (OA) [52]
 #1 B, C (UT) [52]
 #2* ?
 #A1 D
 #A2 D
 #A3 D
 #S1 D
 #S2 D

3c CONESTOGA [48]

#1 A, B, C [52]
 #2 C
 #3 C (DULL)
 #3 C (SHINY)
 #5 C
 #6 C, D

2c LOCOMOTIVE [48]

#1 B, C, D
 #2 C (DULL)
 #2* C (SHINY)

1c OMNIBUS [48]

#1 B, C
 #2 C (BK)
 #2 B, C (UT)
 #3 B, C (DULL)
 #3 B, C (SHINY)
 #3 C (SEMI-GLOSS)

32c ROSE (SA) [24]

#1111 A
 #1112 A
 #1122 A
 #2222 A
 #2223 A
 #2233 A
 #2333 A
 #3344 A
 #3444 A
 #4455 A
 #5455 A
 #5555 A
 #5556 A
 #5666 A
 #6666 A
 #6677 A
 #6777 A
 #7777 A
 #8888 A

22c U. SAM (SA) [24]

#1111* A

20c BLUEJAY [14]

#S1111 A

20c PHEASANT [24]

#TTTT A

1c KESTREL [24]

#1111 B, C

(5c) BUTTE [14]

#S111 C, D
 #S222 C
 #S333 C

(5c) BUTTE (SA) [21]

S111 D

(5c) MOUNTAIN [24][14]

#11111 B, C
 #S111 D

(5c) MTN (SA) [21] [15]

#1111 C
 #V222222 D
 #V333323 D
 #V333333 D
 #V333342 D
 #V333343 D

(33c) HAT [24]

#1111* A, C
 #3333* A
 #3343* A
 #3344* A
 #3444* A

(5c) WETLANDS [14]

S1111 D

(10c) AUTO [14]

#S111 B, C, D
 #S222 B, D
 #S333 B, C

(10c) AUTO (SA) [21]

#S111 D

(10c) GREEN BIKE [14]

#S111 B, D

(10c) G. BIKE (SA) [21]

#111 D
 #221 D
 #222 D
 #333 C

(15c) TAIL FIN [24][14]

#11111 C
 #S11111 D

(15c) TAIL FIN (SA) [21]

#S11111 D

(25c) JUKE BOX [24][14]

#111111 B, C
 #212222 C
 #222222 C
 #332222 C
 #S11111 D
 #S22222 D

(25c) JUKE BOX (SA) [21]

#111111 C
 #222222 D
 #S11111 D
 #S22222 D
 #M11111 D [7] (NL)

(25c) DINER [14]

#S11111 D

(25c) DINER (SA) [21]

#11111 D

\$1 SEAPLANE (48)

#1 B
 #3 B (EP) (SHINY)
 #3* B (SP) (S-GLOSS)

(33c) HAT (SA) [24]

#1111* A
 #1131* A
 #2222* A
 #3333* A

(33c) HAT (SA) [21]

#1111* C

Thanks to F. Covey, P. Hoffman, D. Kemp, A. Malakoff, K. Moreau, and R. Nazar for information this month.

Is Die Cut Style C Real?

by Doug Iams

Self-adhesive coils stamps having no ties between them have been defined by Rich Nazar as having style C die cuts, while all of the other styles have ties.

How could the style C have come about? It could have been a mistake by one of the die mat manufacturers or it could have been an incomplete specification or a specific request by the USPS or the BEP.

In his Nov. 2 *Linn's* article, Rich stated the ties "are narrow pieces of paper that remain between stamps after die cutting to ensure that the stamps do not separate and lift off the backing paper during production into the tightly wound rolls", so it seems unlikely that they would have started production using style A and B mats that produce the ties and then later intentionally started using mats that do not produce any ties.

Let's assume for the sake of argument that style C mats really were made and used. How do we tell the difference between a real style C strip and a false style C strip?

What is a false style C strip? Have a look at Figure 1, which is from a roll of the Yellow Rose 7777. You won't see any ties, but when I looked in the areas between plate strips I found regions like the one shown in Figure 2 that show style D ties. Stripped out as PSS's the plate strips would look like style C strips when they actually came from a style D roll.

How did this mixture of style D and false style C occur in the same roll? Could have been a poorly made mat or an unevenly worn mat and it is easy to imagine a full roll lacking ties when it was supposed to have them. It is also easy to imagine someone with less than ideal eyesight looking at an A, B or D with weak ties and reporting that they have C instead.

This problem is not restricted to the Yellow Rose. I've seen plate strips of the Flag/Porch where parts of the strip looked like C but other parts looked like A or B and one has to look no further than the photo that was first used to illustrate the style C on page 78 of the June *Coil Line* to see an example of what looks to my eyes to be a poorly made style B cut that is labeled as style C.

In my collection, C stands for Can not identify.




Figure 1

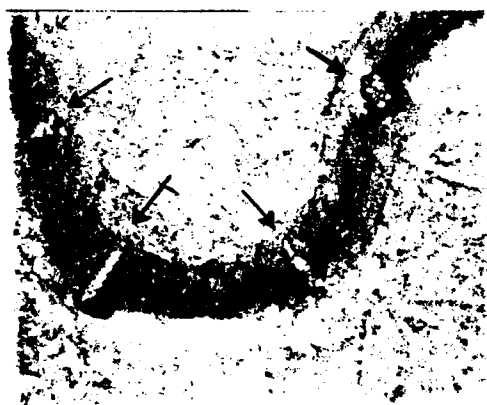



Figure 2

Cover of the Month



The cover above featuring a plate strip of three of the 1c Omnibus #3 shows an overpayment of the 32c First Class rate by 3c. It appears this mailer was either confused about the rate to mail a letter, or more likely, these Omnibus coils were probably "change makers" purchased from a U.S.P.S. vending machine and stuck on the envelope for lack of a better place to put them. (Cover courtesy of Dan Kauffman). (If you have a candidate for Cover of the Month, please send a photocopy of your cover against a black background to Rob Washburn, P.O. Box 840, Skowhegan, Maine 04976.

WANTED

MODERN U.S. POSTAL HISTORY

Junk Mail Precancelled PNC commercial covers
PNC covers to foreign destinations
Americana series Precancelled commercial covers, especially 9c, 10c, 12c & 13c
The last series of postage dues on commercial covers
Express mail covers to foreign destinations and all Express mail covers used
in 1983 or earlier
Official postal cards and 45c, 52c, 65c, and 75c Official envelopes

FOR SALE

PNC VARIETIES (1990 edition)

Still the finest reference book available for PNC varieties from 1981-1989.
Over 1,500 listings including imperfs, tagging varieties, color errors, plate
cracks & flaws, numbers on top, precancel mat varieties, and more.

ILLUSTRATED

\$15.00 postpaid

Limited Number Available

Rob Washburn
P.O. Box 840
Skowhegan, ME 04976-0840
(207) 474-8389 (evenings)

Membership

Names of applicants are published for members to review. Any member who questions the suitability of a prospective member should contact the chairperson of the Membership Committee, Joann Lenz, 37211 Alper Drive, Sterling Heights, MI 48312, with the objection. The committee will recommend for or against membership.

New applicants:

Lee Cooper
94 Carasalgo Dr.
Lakewood, NJ 08701-2307

Melvin R. Hilliard
11810 INA Dr. #Q-61
Sterling Heights, MI 48312-5085

William C. Pless
4907 Mattis Road
St. Louis, MO 63128-2707

Sidney Myers
31231 Websters Ave.
St. Louis Park, MN 55416-2128
Membership will be 758 if all applicants are approved.

Changes of address:

David Zajac
3800 Glen Eagle Blvd Apt. 132
Uniontown, OH 44685-7507

Jeff & Denise Fiszbein
10092 Pembroke Cir.
South Lyon, MI 48178-8521

Larry Mertens
3220 Renaissance Dr. SE
Rio Rancho, NM 87124-7634

John Frankowski
147 Kingberry Dr.
Somerset, NJ 08873-4310

Robert M. Mebert
62 Kingswood Dr.
Bethel, Ct. 06801-1841

John F. Hallgren
16613 Ashwood Dr.
Tampa, FL 33624-1156
(Effective Jan. 1, 1999)
(Continued on next page)

Slide shows available

Members interested in obtaining PNC slide shows for use at local club meetings and stamp shows should contact John Peterson, 6605 Bell Bluff Ave., San Diego, CA 92119-1147 or call 619-265-2916.
jkpete@pacbell.net

PNC³ meetings

A monthly listing of scheduled Regional and Annual Meetings will be published in *Coil Line*.

Regional Meetings are to be arranged through John Peterson, Regional Meeting Committee Chairperson, 6605 Bell Bluff Ave., San Diego, CA 92119-1147. 619-265-2916.

Please contact John as far in advance as possible.

It would be helpful if someone involved with the planning or attending the meeting would submit a report to *Coil Line*.

ARIPEX -Jan. 22-24 Tucson, AZ, Tucson Convention Center, Dick Koenig, P.O. Box 31872, Tucson, AZ 85751 520-886-7754 or 520-760-6090.

PIPEX - Umpqua Valley Stamp Club Show, Oct. 18. Contact Larry Crain, P.O. Box 4395, Medford, OR 97501-0170 503-779-9462.

Sarasota National Stamp Exhibition - 10 a.m. Saturday, Feb. 6, Sarasota Exhibition Hall, Sarasota, FL. Contact Tom Haire at 16275 Bobcat Dr., Ft. Myers FL 33908 (after Nov. 1) 941-433-1084.

COIL LINE

Published monthly as the journal of the Plate Number Coil Collectors Club, also known as PNC³. Copy must be in the hands of the editor no later than the 15th of the month to be considered for the next issue. The November issue was mailed Oct. 26.

President: Gene Trinks, 3603 Bellows Ct., Troy, MI 48083.
gctrinks@sprynet.com

Distribution: Alan Thomson, P.O. Box 91, Northwood, NH 03261 or mrsnips@tds.net Mailed under Bulk Rate permit No. 1, Northwood, NH 03261. Back issues are available but please write to Alan in advance detailing what you would like to obtain. Please include an SASE. There is a charge.

Changes of address: Should be sent to and membership applications are available from Don Eastman, Secretary, 24 Bemis St., Berlin, NH 03570. easte@landmarknet.net

Mailing list: Rental of the club mailing list is available. A one-time usage of labels costs \$50. Contact the secretary (above).

Dues: Are \$10 per year (\$15 for First Class mailing of *Coil Line*, \$15 for Canada and Mexico and \$20 for all others) and should be sent to Tom McFarland, Treasurer, P.O. Box 756 Princeton Jct., NJ 08550.

Advertising rates: Are \$42 for a full page, \$24 for 1/2 page and \$12 for 1/4 page per issue. A check or money order made payable to PNC³ must be submitted with the advertising copy. All copy should be sent to the Editor, 909 Parker St., Bowling Green, OH 43402-2107.
E-mail - halallen@wcnet.org

Members: Are entitled to two, 40-word ads per year at no charge. Word ads are available at six cents per word per issue to nonmembers and those members who have used their free ads.

Ads

COLLECTOR LOOKING FOR trading partners of used PNC singles. Send have and want lists for mine. Norman Ellis, 568 Forest St. Kearny, NJ 07032.

SEND FOR MY USED PS1, mint PS5 and used PNC strips list. Everything is top quality and the prices are GREAT! A 32c SASE would be appreciated. John Himes, P.O. Box 453, Cypress, CA 90630-0453.

'H' Stamps are here. 'FOP's' will soon be gone! The rarer ones will rise in price. Get your missing ones now! #88898 10x10 \$385.00 PNS-5; 10x11 \$575.00. #89878 10x10 \$1,200. #89899 10x10 \$450. #9.9999 11x10 \$125. Split '9's' 10x10 PNS-8 \$600.00. Many constant plate varieties' 'P.O.R.' Join my "no deposit" New Issue Service! Specify length, quality, quantity. Free bonus to first 50 new customers-recent non-PNC First Day Cover. Jim Nelson 5649 E. 100 N, Kendallville, IN 46755-9670. (219) 897-3975.

REMEMBER that all members are entitled to two 40-word ads per year at no charge. Additional ads are available at 6 cents per word.

Holiday deadlines tight

Please note that your editor and distribution agent intend to hold tight to the 15th of the month deadline again in December.

Coil Line has been packed with information the last several months and with the rate change, it looks like the trend will continue. Thanks for your continued help and cooperation.

Have a safe and happy holiday season. - Harold Brown

Membership

(Continued from previous page)

Changes of address:

Dr. Robert Friedman
10624 Tropic Palm Ave.
Palm Chase-Unit 102
Boynton Beach, FL 33437

New or changed e-mail:

John L. Wagner -
jlwagner@fhcrc.org

James T. Fattalah -
fattalah@erols.com

Michael Grusby -
grusby@mccr.harvard.edu

Stephen Tuft -
Putney@one.net

1999 exhibit plans

The following members have reported the following exhibit plans for 1999. Please use the form attached at the back of this issue to report your plans to Dean M. Hawk, Awards Chairman, who will in turn report the plans for inclusion in *Coil Line*.

Gary Davis — "What a Difference a Mark Makes," ARIPEX '99, Jan. 23-24, 1999 in Arizona.

Dean M. Hawk — "U.S. Flag Coils 1969-1985," Yorkpex '99, Jan. 22-23, 1999 in Pennsylvania.

PNCs in other publications

BEP die-cut varieties not from worn mats, by Richard Nazar, *Linn's Stamp News*, p.8, Nov. 2, 1998.

More new Scott numbers assigned, *Linn's Stamp News*, Oct. 19, 1998, p.8.

Two new plate number coil constant varieties, *Stamp Collector*, Oct. 19, 1998, p.3.

Exhibiting

By Dean Hawk
Awards Chairman
1825 Clearbrook Rd. NW
Massillon, OH 44646

I have been thinking about writing to the membership since August, but have been in a quandary as to what to say or how to ask why the members why we do not have more PNC exhibits.

After reading the President's Message in the November *Coil Line*, I realized there was a need for some input on how to get more exhibits out to the shows. It is hard to believe that out of 750 members there were only three who had exhibits in shows from Chicagopex '98 all the way to the East coast, at least as far as I am aware.

If I don't know who you are or where your exhibits are at, I cannot give the recognition and awards for your efforts. I suppose a lot of members are busy after work but if we are avid coil collectors, which I know you are, you surely must have at least 48 pages to put in an exhibit somewhere.

Let's make this a New Year's resolution, to get some more exhibits at more shows. I have a feeling this will help to generate some members by the end of year 2000.

Awards

Dean M. Hawk - Thamespex '98, Waterford, CT Oct. 24-25: Transportation Coils 1981-1985, Silver Award and PNC3 Achievement Award.

LEBPEX '98, Lebanon, PA Oct. 31-Nov., 1: Transportation Coils 1987-199, Silver Medal and PNC3 Achievement Award.

Chicagopex '98 - Chicago, IL, Nov. 6-8, U.S. Flag Coils 1969-1995, Silver Medal with ribbon and the Chicago Philatelic Society Novice Award, which is a copy of the book entitled *The Minnesota Territory in Postmarks, Letters & History*.

Gary Davis — Chicagopex '98, 10c Eagle & Shield Plate Number Coils, Silver Award and PNC3 Achievement Award.

MY EXHIBIT PLANS FOR 1999

NAME _____
ADDRESS _____
CITY _____ STATE _____
ZIP _____ PHONE _____

EXHIBIT
TITLE _____

SHOW (1) NAME _____
SPONSOR _____
DATES _____
ADDRESS _____

SHOW (2) NAME _____
SPONSOR _____
DATES _____
ADDRESS _____

SHOW (3) NAME _____
SPONSOR _____
DATES _____
ADDRESS _____

SHOW (4) NAME _____
SPONSOR _____
DATES _____
ADDRESS _____

NOTE: I will write the shows you list and make the PNC3 Awards available to them and I will notify Coil Line of your plans so PNC3 members in the area will get a chance to view your exhibit. Please send completed form to Dean Hawk, 1825 Clearbrook N.W., Massillon, Ohio 44646. I realize these are only plans and the exhibit might not be accepted.

Thanks, Dean