


# PNC



# Coil Line

Journal of the Plate Number Coil Collectors Club PNC<sup>3</sup>

<http://www.geocities.com/Heartland/Hills/6283/>

June 1, 1998

Vol. 11, No. 6

Whole Number 118

**Gene Ernst, President**  
15522 Windy Cove Drive  
Houston, Texas 77095  
(281) 855-0146

<u>Board Members</u>	
Dick Koenig, VP	Joann Lenz, At Large
Gene Trinks, Secy.	Don Eastman, At Large
Jim Perry, Treas.	Tom Maeder, Past Pres.

**Harold Brown, Editor**  
909 Parker Street  
Bowling Green, OH 43402  
(419) 352-7900 (Also Fax#)

## Plymouth RM still going strong

By Gene Trinks

The Plymouth Show was the site of the latest PNC<sup>3</sup> Regional Meeting. Held on April 25, the meeting began at 10:35 p.m. and concluded at 1:30 p.m. The Plymouth Show is an APS World Series of Philately show, and has been the site of a PNC Regional for nine consecutive years.

Attendance this year was 28 members and guests, a slightly smaller number than usual for this show.

Dean Hawk exhibited "Transportation Coils 1981-1986" and Frank Shively exhibited his "The Canadian Klondike District Yukon Law Revenue Story." Unfortunately, this reporter was unable to stay until awards were made. The program consisted of three parts:

### News & Views:

Joann Lenz provided news of the latest finds and displayed various items of interest including a cover with an example of the "sky blue" ferryboat. Discussion included the final days of the Eca-Gard self-service postal centers at Detroit and Ann Arbor post offices. Member Ed Kerr brought a banner used by the Postal Service to advertise the mailing center using these machines.

### PNC3 Website:

Ron Maifeld spoke for about 20 minutes on the success of his efforts in establishing the initial content of the club's website. Much of the content of this presentation was already reported in the last issue of Coil Line, so it will not be repeated here. Ron was congratulated for his excellent work on the project.

### PNC3 Auction:

Joe Sedivy spoke for about 30 minutes on "Being Successful in Buying and Selling at PNC3 Auctions". His advice to both buyers and sellers should receive careful attention.

### Advice to sellers:

1. Lots that sell well are those that are less commonly found. Varieties, gaps, etc. seem to attract a lot of interest.
2. Lots that don't sell well are mint singles, pairs, and PS/3. Out of 35 lots in that category last auction, only seven

received bids.

3. Carefully describe faults, if any, on submitted material. The Auctioneer inspects every lot, and incurs needless communication effort to contact the consignor and advise of any description changes, as well as to perhaps recommend a lower minimum bid for faulty lots.

4. Don't send defective items unless the item is truly a premium piece. Our members almost never bid on defective lots, especially if the material is common.

5. Establish realistic minimum bids. Most lots sell at about 2/3 to 3/4 of dealer price.

6. Use the grading guidelines which have been published by the Auctioneer. These guidelines will be published again in the near future.

7. Be patient awaiting settlement. Settlement checks can't be mailed out until all bidders have paid for the lots they have won.

8. Don't seal the glassine or other container. Makes inspection needlessly difficult.

9. Remember the lotting charge of \$.50 per lot. Also remember that the seller pays postage both ways for unsold lots.

### Buyers should:

1. Send realistic bids. Unrealistic bids are rejected. Again, most lots sell at 2/3 or more of dealer prices.

2. Pay invoices promptly. Invoices are due within 5 days. Remember, your fellow members are awaiting their checks, and only one inconsiderate bidder delays everyone. Repeated abuse will result in suspension of bidding privileges.

Some proposed policy changes may be forthcoming:

1. Phone bids may no longer be accepted, since late arriving mail bids have, in the past, caused controversy for late phone bidders.

2. Mail bids will need to be in the hands of the Auctioneer by the closing date. Bids postmarked on the closing date sometimes take an undue amount of time to reach the Auctioneer.

Regarding policy changes, the Auctioneer has the official word. Stay tuned to his official announcements in *Coil Line*.


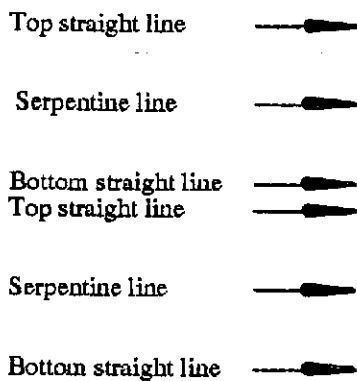
(Continued on page 94)

# Die Cuts and Incision Styles of the 1996 Self-adhesive Flag


By Richard Nazar and Alan Thomson

By this time most Plate Number Coil Collectors' Club members are familiar with the different size die cuts that exist on the 1996 self-adhesive 32¢ Flag Over the Porch coil produced by The Bureau of Engraving and Printing. There is more to the die cutting process than just the peak (teeth) counts found on the various cylinder combinations. The cuts have been made by a particular combination of smooth clean incisions on some portions and horizontal slits on others.

Each die cut on each side of a stamp consists of three parts. There is a straight line at the bottom that transitions into a serpentine line which in turn transitions into another straight line at the top. To help you understand the location of the parts, a representation of two rows of a printing web, before the rows are sliced apart, is shown below.



Style A



Style B

The kind of incision on any given part may not be consistent with the kind on another part for the same stamp. Four different combinations of the clean cut and the tiny slits on the three parts have been found.

For identification purposes the four styles have been assigned the letters A, B, C and D where:

Style A has slits in the serpentine part of the line and smooth cuts on both top and bottom straight lines.

Style B has slits in all three parts; on both straight lines and on the serpentine line.


Style C has smooth clean incisions on all three parts. No slits in the paper are present.

Style D is a peculiar case. It has slits in the bottom straight line and the serpentine line. The top straight line is clean cut.

Each of these styles can be seen in the enlarged photos in the column to the right.

Many of the 28 known cylinder combination numbers have more than one die cut size. For example #99999 exists in sizes 11/10 and 10/10. But those sizes each may have more than one incision style. Number 99999 11/10 has only style A, while 99999 10/10 has been found with styles, A, B, and C.

A chart showing all combinations of die cut sizes and incision styles for all known '96 SA Flag numbers is on the next page. This chart will be included in the next edition of The Plate Number Coil Catalog.



Style C



Style D

**Die Cut Size and Incision Varieties on  
(BEP) 1996 32¢ Flag over Porch Self-adhesive PNCs**

Scott No.	2915C				2915C				2915A				2915A				2915A			
Die Cut Peak Count	12/12				11/12				11/10				10/11				10/10			
Actual Stamp (shown at 100%)																				
Peak-Valley Method	VP/PV				VV/PP				PP/VV				VV/PP				PV/VP			
Incision Style	A	B	C	D	A	B	C	D	A	B	C	D	A	B	C	D	A	B	C	D
11111																	X	X	X	
22222																	X	X	X	
23222																	X	X	X	
33333																	X		X	
44444																	X		X	
45444																	X			
55555	X																X			
5-5555	X																			
66666	X							X	X	X										
78777									X										X	
87888									X											
87898									X									X		
88888									X									X		
88898												X							X	
89878									X									X		
89888									X											
89898									X									X	X	
89899																		X	X	
97898									X									X		
99899									X										X	
9999-9																		X		
99999									X								X	X	X	
11111A																	X			
13211A																	X			X
13231A																	X			
13311A																	X			
22222A																		X		
33333A																	X		X	
44444A																	X			
55555A																	X			

Cylinder Combinations

**Notes: Die cut nomenclature**—The serpentine die cuts on the sides of the stamps are comprised of peaks (P) and valleys (V). Four distinct styles of incision exist. Each style has been assigned a letter designation for identification purposes, where: **Style A** has horizontal slits in the paper to form the serpentine cut and a clean incision on the vertical straight cuts at the top and bottom of the serpentine line; **Style B** has horizontal slits in the paper to form the serpentine cut and horizontal slits in both the top and bottom vertical straight cuts of the serpentine line; **Style C** has a clean incision in the paper to form the serpentine cut and the top and bottom vertical straight cuts of the serpentine line; **Style D** has horizontal slits in the paper to form the serpentine cut and the bottom vertical straight cut of the serpentine line. The top straight cut of the serpentine line of Style D is clean cut.

# SNIPPETS

By Alan Thomson

## New Numbers

There are two new numbers this month and both are for the SA Flag. Numbers 5555A and 6666A are in dealer or collectors' hands.

## A Sad, Sad Day


A source at the Bureau of Engraving and Printing says that it has ceased paying the storage cost for Cottrell press 801 and the last of the four intaglio presses that gave us so many beautiful Transportation coils has been disposed of. You don't need a vivid imagination to know what that means. It has been sold for scrap and is sitting in a pile of steel somewhere. The Postal Museum refused to acquire the classic press because it was "too big". Sad, very sad.

## Surprise Find

Just when you think you've found a solid chronological order of use in this stamp business a case crops up that knocks holes in it. I recently bought a roll of SA Flags with combination number 22222A and found that the bubble panel on the back was type "C" instead of the expected type "D". The two types look much alike but the older type "C" has no "self/adhesive" above the bar code. Perhaps just as interesting is the fact that the bubble itself was the old style also. All the other combinations with an "A" suffix have had the "D" panel and the new bubble shape. Regression.

## Two Row CPV on Flag

Both Frank Covey and Bob Novak have found a constant plate variety on SA Flag #13211A that is a long heavy blue line running almost vertically. Covey found one strip, but Novak found strips from two adjacent rows that show the line extends from the top of one row to the first red stripe in the flag in the row below. The scratch is 41+ millimeters long and is on the 3L stamp of each row. Both rows are shown below.



## Club Trivia

Membership numbers are not continuous from #1. The founding group was assigned #1 - #15. The next number issued was 100. The latest number assigned is 1350.

## Survey Statistics

President Gene Ernst supplied some numbers from the survey sheets that were included with this year's renewal form. They encompass the two most talked about questions. A total of 409 individuals filled out the questionnaire, although all did not answer every question. Keep in mind that over 300 members did not respond for one reason or another (life membership, personal choice, etc.).

Concerning computers:

- 243 own one
- 142 do not own one
- 24 gave no response and may not own one

Of those who use a computer, 167 are on the internet. That's 69% of responding computer users but 41% of the total respondents.

Concerning plate number booklet (PNB) stamps:

- 191 said they collect PNB's
- 185 said they do not collect PNB's
- 33 gave no reply

When answering the question about including articles on PNB's in *Coil Line*, 225 said yes and 93 said no. Somehow these two numbers don't reflect the collecting statistics. Is the 225 an approximation of 191 plus 33? Perhaps this PNB question is moot. It looks as if there won't be any more booklet panes with plate numbers on one of the stamps. One cannot write about that which does not exist.

## Another Inverted Die Cut Found

A second kind of inverted die cut on the '96 SA Flag coil has been found by a German collector. The stamp is on a cover and has a size of 12X11. Unfortunately there is no cylinder combination number on the stamp, which makes it a little more difficult to classify. Since 66666 is the only number known with cut size 11X12, this invert will be tentatively listed under it. It has been given type "I" as a designator and has been added to the die cut table. The usefulness of the "peak and valley" system to determine die cut size is fast disappearing. This invert has a PP/VV configuration and can be confused with die cut 11X10 which also has PP/VV.

## Incision Styles Will Be in Catalog

Editor Rich Nazar has developed a table for the new issue of the PNC Catalog that combines all known die cut sizes and incision styles for every SA Flag number. Some numbers have more than one die cut size and some die cut sizes have up to three incision styles for any specific number. As an example, #11111 is known only with size 10X10 but that cut exists with three different kinds of incision, each coming from a different cutting mat. There are four incision styles, A, B, C, and D. As mentioned above, style "D" is known only with #66666, 11X12. This issue of *Coil Line* is planned to include a two page article that will give you a full explanation of each style and a preview of the table. Rich has taken some very detailed photographs of the styles. As the saying goes, a picture is worth a thousand words.

# CURRENT ISSUE ROLL SIZES

05/18/98

KEY: A-100, B-500, C-3000, D-10000

EP - EMBEDDED PHOS  
 SP - SURFACE PHOS  
 BK - BLOCK TAG  
 OA - OVERALL TAG

UT - UNTAGGED  
 [xx] - NUMBER INTERVAL  
 (NL) - LINERLESS  
 \* **NEW NUMBER**

Plate number intervals are shown in brackets following the stamp name. If more than one is indicated, the order is that in which the different printers' plate numbers are listed. Example: Juke Box [24] for BEP, [14] for SV.

### 32c PORCH FLAG [24][14]

#11111	A (SEMI-GLOSS)
#11111	B, C (SHINY)
#22221	B
#22222	A, B (SEMI-GLOSS)
#22222	C (SHINY)
#22322	A, B, C
#33333	A, C
#34333	B, C
#44444	A, B, C
#45444	A
#66646	A ALL
#66666	A 1995
#77767	A
#78767	A
#91161	A
#99969	A
#S11111	D

### 23c LUNCHWAGON [48]

#2	A, B, C
#3	A, B, C (SP)
#3	A (EP, DULL)
#3	A (EP, SHINY)
#4	A
#5	C

### 20c COG RAILWAY [48]

#1	A, B, C
#2	A, B

### 5c CIRCUS [52][24][14]

#1	B, C (OA)
#1	B, C (UT)
#A1	D
#A2	D
#A3	D
#S1	D
#S2	D

### 32c FLAG (SA)[24][21][20][7]

#11111	A
#22222	A
#23222	A
#33333	A
#44444	A
#45444	A
#55555	A
#66666	A
#78777	A
#87898	A
#87898	A
#88888	A ALL
#88898	A 1996
#89878	A
#89888	A
#89898	A
#89899	A
#97898	A
#99899	A
#99999	A
#11111A	A
#13211A	A
#13231A	A
#13311A	A
#22222A	A
#33333A	A
#44444A	A
#55555A*	A
#66666A*	A
#11111	C 1997
#S11111	D 1996
#V11111	5000 1995
#M11111	A 1996 (NL)

### 3c CONESTOGA [48]

#1	A, B, C [52]
#2	C
#3	C (DULL)
#3	C (SHINY)
#5	C
#6	C, D

### 32c ROSE (SA) [24]

#1111	A
#1112	A
#1122	A
#2222	A
#2223	A
#2233	A
#2333	A
#3344	A
#3444	A
#4455	A
#5455	A
#5555	A
#5556	A
#5566	A
#6666	A
#6677	A
#6777	A
#7777	A

### 20c BLUE JAY (SA) [14]

#S1111	A
--------	---

### 1c KESTREL [24]

#1111	B, C
-------	------

### (5c) BUTTE [14]

#S111	C, D
#S222	C
#S333	C

### (5c) BUTTE (SA) [21]

#S111	D
-------	---

### (5c) MOUNTAIN [24][14]

#11111	B, C
#S111	D

### (5c) MTN (SA) [21] [15]

#1111	C
#V222222	D
#V333323	D
#V333333	D
#V333342	D
#V333343	D

### (10c) E & S (SA) [21]

#S11111	D
---------	---

### (10c) AUTO [14]

#S111	B, C, D
#S222	B, D
#S333	B, C

### (10c) AUTO (SA) [21]

#S111	D
-------	---

### (15c) TAIL FIN [24][14]

#11111	C
#S11111	D

### (15c) TAIL FIN (SA) [21]

#S11111	D
---------	---

### (25c) JUKE BOX [24][14]

#111111	B, C
#212222	C
#222222	C
#332222	C
#S11111	D
#S22222	D


### (25c) JUKE BOX (SA) [21]

#111111	C
#S11111	D
#S22222	D
#M11111	D [7] (NL)

## Flag Die Cut Types by Plate Number

('96 Flag)

- Type a - L12VP/R12PV
- Type b - L11VV/R12PP
- Type c - L11PP/R10VV
- Type d - L10PV/R10VP
- Type e - L10VV/R11PP
- Type f - L12PP/R11VV



In the type designation, P and V are "peak" and "valley". In the illustration above the serpentine cut starts with a peak at the top and ends with a valley at the bottom. That is type "d" which is L10/R10.

Type "e" is an inverted type "c" and is known on two numbers. Type "f" is an inverted type "b" known on only one number. See the bold print in the table below.

#11111	- L10/R10
#22222	- L10/R10
#23222	- L10/R10
#33333	- L10/R10
#44444	- L10/R10
#45444	- L10/R10
#55555	- L12/R12, L10/R10
#66666	- L12/R12, L11/R12, <b>L12/R11, L11/R10, L10/R11</b>
#78777	- L11/R10, L10/R10
#87888	- L11/R10
#87898	- L11/R10, L10/R10
#88888	- L11/R10, L10/R10
#88898	- L10/R11, L10/R10
#89878	- L11/R10, L10/R10
#89888	- L11/R10
#89898	- L11/R10, L10/R10
#89899	- L10/R10
#97898	- L11/R10, L10/R10
#99899	- L11/R10, L10/R10
#99999	- L11/R10, L10/R10

Thanks to D. Kemp and J. Nelson for information this month.

## Letters

### PNC answers are found in many references

To the Editor:

In regard to Mr. Fetta's letter in the May issue, it's probably a pretty normal assumption when joining an organization, for one to expect complete gratification and fulfillment of all the aspects of their quests, have all the questions answered and all the information delivered. Although much of the knowledge will be forthcoming, continued research is still necessary - as new information is reported regularly. Much has been produced, but, perhaps missed in the reading of the past. But he's on the right track. By joining, by researching past issues and by asking questions, the knowledge will release his puzzlements.

To generally address some of his interrogatories, the following is proffered. Much of the info on varieties is contained in both the newer PNC Catalog and in Rob Washburn's book "PNC Varieties" still available (CL# 114, pp 25; #116, pp 44). It is believed Mr. Fetta has referenced the older pink cover PNC Catalog produced by Steve Esrati years ago. Although a new catalog is most desired and is being worked on, there is an updated version by Rich Nazar available. Paper varieties and tagging are capably addressed in Bruce Menia's productions and cataloging of self-adhesives are in Alan Malakoff's work (CL#107, pp 102).

Specifically, Pat's query on the "20c" (typo) White House #1 refers to one strip found. I'm sure many of us accumulators rushed to our resources (as I did - and I have notebooks full) to check for a new CPV (constant plate variety). As none were found, it was probably a lone inking problem. (Wicklund, it's a fluke!) Although there are many truncated (cut off at the bottom) numbers in this and other issues which are duly noted and documented. The lack of follow-up response is indicative of uniqueness - or a freak.

In query two, issue #81, pp75, talks of a smaller (not similar) font for the new printing of E&S. And we know the number, and knew it in that issue. All previous issue were S1111 as a produced number (see CL# 79, pp81 and previous). CL#81, pp 78 lists S2222 and when one compares the fonts, they are incredibly smaller. Although not word specific, we were on notice by the mention of alertness for a new number - which occurred on that chart. In CL#82, pp 93, New Numbers, it is word specific, not ignored.

Query 3. The FOP #45444 was located and publicized in Dec. '95 (CL#88, pp 183). Notation of the large 5 font was reported in CL# 89, pp4. First reports on covers CL #90, pp19. By issue #95, that number, font style and size were familiar to all. There were no differing fonts until the SAs.

In item 4 referencing CL#108 about the issues ignored, not so. I was at that meeting as co-host and the passing around of the strip of Tractor-trailer was in conflict with another discussion on the floor at the time concerning the color error Ferryboat. That it didn't get greater notice

and attention is unfortunate and regrettable. However, this item is recognized in Doug Iam's reply letter (CL#109, pp 102) and he elucidates on where it is documented.

Item 5 talks about the "Almost 10" variety of FOP 9.9999 mentioned in CL#110. The writer must surely have missed the other references in its regard (CL#100, pp 174 & 182; #104, pp 50; #106, pp 82; #107, pp 92; #108, pp 116, etc)

In view of the above and my own personal observation, there is little that goes on in the PNC world which doesn't find its way into Coil Line. Covers do play an important role - all used stamps were once on them and were canceled. But that's not the main thrust of the journal. All subjects are noted, sometimes subtle, but viable, and such information should increase your enjoyment as well as others.

Letters such as yours are highly desirable and valuable as they provide an opportunity to review, renew and reinforce subject material not as familiar to all. We tend to forget there are new folks coming into the organization and they should be as enlightened as we can make them! Hope this helps you out.

Dan Kauffman

### Commercial covers-Southern New England

To the Editor:

In the Southern New England area these PNCs and PNBs were found on commercial covers from about 104,500 pieces postmarked April 3 through May 1, 1998.

32c Flag/Porch [L/S]- 11111- 4; 22221- 2; 22222- 5; 22322- 1; 33333- 2; 34333- 1; 44444- 4; 91161- 3.  
Total- 22.

32c Flag/Porch [S/A]- 11111 [1996]- 4; 22222- 13; 23222- 8; 33333- 2; 44444- 76; 45444- 55; 55555 [10/10]- 31; 55555 [12/12]- 3; 666666 [11/10]-5; 666666 [11/12]- 27; 666666 [12/12]- 5; 78777 [11/10]- 25; 88888 [10/10]-3; 88888 [11/10]- 4; 89878 [11/10]- 6; 89888 [11/10]- 2; 89898 [11/10]- 1; 97898 [11/10]- 2; 99999 [10/10]- 21; 99999 [11/10]- 93; 9.9999 [11/10]- 1; 11111A [10/10]- 30; 13231A- 26; 13311A [10/10]- 44; 22222A [10/10]- 27; 33333A [10/10]- 3; 55555A- 1.  
Total- 518.

Cover 55555A is postmarked Worcester, Ma 016. 27 April 1998.

32c Yellow Rose [S/A][1997]- 1111- 1; 1112- 5; 1122- 7; 2333- 1; 4455-11; 5555- 18; 5566- 7; 6666- 69; 7777- 84. Total- 203.

32c Statue of Liberty- PNB- V1111- 12

32c Yellow Rose- PNB- S1111- 15

Others- None

Grand total: 770.

Rolly Grandahl  
via e-mail

## Letters

(Continued from previous page)

### Comments on items raised in May Coil Line

To the Editor:

Some observations about a few items on the May issue of *Coil Line*. Regarding the 10c Canal Boat coil, it was never formally removed withdrawn from sale, even though it did disappear from the Stamp Fullfillment Service catalog without notice. The 3,000-roll size is still available (item #7740), smaller sizes are not. It should be noted that it is not uncommon for some stamps to be available through the Kansas City caves long after they have been removed from the catalog.

Regarding Ken Cherry's item submitted as part of Rob Washburn's "Cover of the Month" column on page 73, although the "RETURNED FOR POSTAGE" label appears to be covering some of the writing on the envelope, I would argue that the Postal Service was correct to return it to the sender, primarily for two reasons.

Firstly, the "Domestic Mail Manual" does not require that the sender's permit number be indicated on the face of the envelope. It does, however, require that the appropriate class of mail be clearly indicated under the postage, such as FIRST CLASS MAIL, THIRD CLASS MAIL (now called standard), etc. It does not appear that the sender followed this requirement.

Secondly, the postal clerk handling this piece could possibly assume, absent any other information about what class of mail was intended, that this cover was part of a qualifying bulk mailing, since both the 10.9c Hansom Cab and 12.5c Pushcart stamps do bear a BULK RATE precancel. Further, since the 10.9c Hansom Cab stamp was declared invalid for use on bulk mailings sometime in 1984 when the 11c Caboose coil was issued, the cler, assuming the above logic, could declare the 10.9c Hansom Cab coil as illegal postage.

No so the 12.5c stamp. During the entire 22c first class rate period when this cover was presumed to have been posted (April 1985 when the stamp was issued through April 2, 1988), the 12.5c stamp was valid postage when used as part of a qualifying bulk mailing. And, of course it was (and still is) valid on single-piece first class mailings assuming the class of mail is clearly indicated on the face of the envelope.

In closing, it should be pointed out that Ken Lawrence's "Plate Number Coil Handbook" makes for excellent reference material when attempting to figure out these kinds of puzzles.

Richard Beecher  
2523 Kenilworth Ave.  
Los Angeles, CA 90039

### Commercial covers from the Southwest

To the Editor:

Following is a listing of the PNC commercial covers found April 1, through 30, 1998 from a national insurance company and a ladies wear mail order company.

32c Flag over Porch - S11111-2; 22222-1; 22322-5; 34333-5; 91161-5; 99969-3.

32c Flag over Porch S/A - 11111-40; 22222-92; 23222-12; 33333-26; 44444-95; 45444-46; 55555-78; 55555 (12/12)-12; 66666-82; 78777-37; 87888-1; 87898-11; 88888-46; 88898-1; 89878-19; 89888-11; 89898-11; 89899-1; 97898-7; 99899-6; 99999-214; 11111A-49; 13211A-1; 13231A-42; 13311A-38; 22222A-10; 33333A-20; 44444A-38; 55555A-2.

32c Yellow Rose PNB S/A - S1111(15) -26; S1111(30) -9.

Liberty - V1111-21.

32c Yellow Rose S/A - 1111-15; 1112-7; 1122-14; 2222-24; 2223-4; 2233-9; 2333-16; 3344-14; 3444-1; 4455-19; 5455-5; 5555-128; 5556-20; 5566-31; 5666-36; 6666-41; 6677-6; 7777-185.

10c Canal Boat - 3-2.

Circus Wagon - S1-1; S2-2.

Lunch Wagon - 4-3.; 5-1.

The toughest numbers thus far on the Yellow Rose coil appear to be 2223, 3444, 5455, 6677 and 6777. Of the new 'A' suffix Flag over Porch series, 13211A and 22222A are the most difficult to find.

Anyone looking for used PNCs or PNCs on commercial cover is encouraged to write. Happy hunting for the new numbers.

David R. Kemp  
509 S. Grinnell Ave.  
Tucson, AZ 85710

---

### Coming in the July issue of Coil Line

The July issue of *Coil Line* will contain many of the usual features but there will be at least two items of special interest.

Auctioneer Joe Sedivy is hard at work on the next club auction. It's too late to submit lots but you can anticipate a good offering of material. Read over the Plymouth Regional Meeting report to learn Joe's tips on successful bidding.

Dick Koenig has prepared a report on how to develop a source for commercial covers. I know Dick hoped to see the article in this issue but the June issue is of good size and the Editor likes the idea of having it in the bank for the July issue. Experience has taught the Editor the copy can get a bit slim when the weather warms up!

Keep those cards, letters, articles and e-mail's coming! All are appreciated. Please don't be disappointed if what you send sits on my desk a month or two. It makes the Editor's life a little easier knowing the well's not dry.

# COMMERCIAL COVERS


Installment #87

Rob Washburn  
P.O. Box 840  
Skowhegan, Maine 04976-0840  
(207) 474-8021 (evenings)

## OFFICIAL COILS ON COVER

Recently, the Postal Service announced that it was going to soon be discontinuing the use of Official stamps, thereby ending the latest fifteen year Official stamp experiment. As many of you probably know, Official stamps are only for use by government agencies, and they are not to be used by the general public. Official stamps were first authorized by an act of Congress in 1873, and the first series of Officials saw use until July 5, 1884 when they were declared obsolete. In 1910, a new series of Officials were issued for postal savings mail. That experiment only lasted until 1914 when they were discontinued. After an almost 70 year hiatus, the latest series of Officials were issued starting in 1983.

Over the past 15 years, eleven different Official coil stamps have been issued starting with the 20¢ Official coil issued on January 12, 1983, followed by the 22¢ D (2/4/85), 22¢ (5/15/85), 25¢ E (3/22/88), and a new 20¢ (5/19/88), 15¢ and 25¢ (6/11/88), 29¢ F (1/22/91), 29¢ (5/24/91), 32¢ G (12/13/94), and finally the 32¢ (5/9/95). Only the first two issued Official coils have plate numbers, and they are not that easy to find on cover. From 1983 through 1985, the U.S. Department of Agriculture Soil Conservation Service, the Department of the Army and the Department of the Air Force are believed to be the only U.S. departments using Official stamps. The 20¢ Official #1 on cover usually sells from \$30-\$50 each and the 22¢ D Official #1 usually sells for \$50-\$100 each. The 22¢ D Official #1 is especially tough to find on a #10 size or smaller covers.



This cover shows an odd combination of regular and Official stamps, a 20¢ Official plus a strip of three of the 1¢ Omnibus coil. It was cancelled on 7/20/85, a few months after the first class rate changed from 20¢ to 22¢, and is overpaid by a penny.

U. S. DEPARTMENT OF AGRICULTURE  
 SOIL CONSERVATION SERVICE  
 USDA-SOIL CONSERVATION SERVICE  
 P. O. BOX 519  
 GROVETON, TX 75845  
 OFFICIAL BUSINESS  
 PENALTY FOR PRIVATE USE, \$300

AN EQUAL OPPORTUNITY EMPLOYER

POSTAGE AND FEE PAID  
 U. S. DEPARTMENT OF AGRICULTURE  
 AGR-101  
 1983  
 7000



DEPARTMENT OF THE ARMY  
 COMMANDER  
 650th Pers Svc Co (Type B)  
 1901 Jackson Avenue  
 Ogden, Utah 84401


OFFICIAL BUSINESS  
 PENALTY FOR PRIVATE USE, \$300

OGDEN, UT  
 PM  
 JAN 2  
 1983

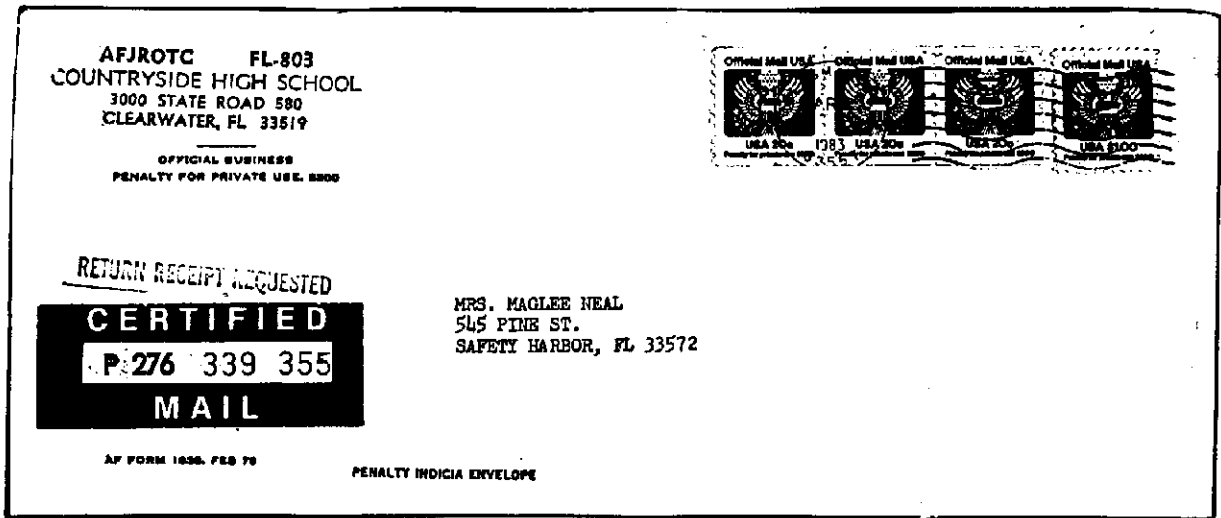


COMMANDER  
 6TH 3N 830 EA (155MM) (T)  
 BOX 41, DEFENSE DEPOT 06DEN  
 06DEN, UT 84407-5000

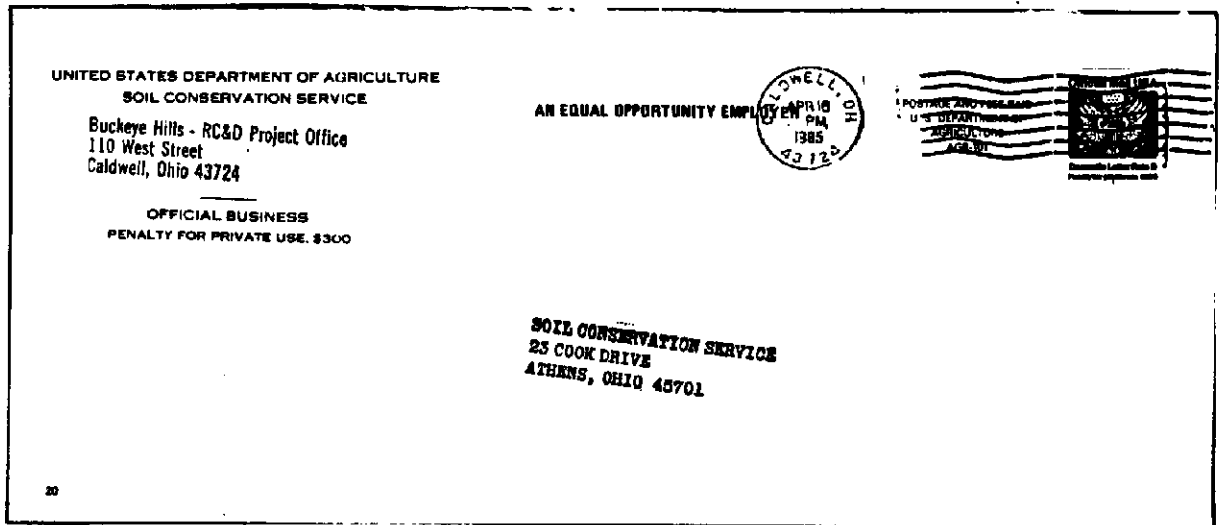
Two nice usages of the 20¢ Official #1. The top cover is from the USDA-Soil Conservation Service with a March 2, 1983 postmark, and the second cover is from the Department of the Army and is a fairly late usage of the 20¢ Official #1 (1/2/87).




Oversized 20¢ Official coil cover. This one has 34¢ in postage due stamps and is the only known "new" Official cover with postage due stamps (1/12/84 postmark).




20c Official coil strip of three plus \$1.00 Official on certified cover from Air Force Junior ROTC (3/4/83).



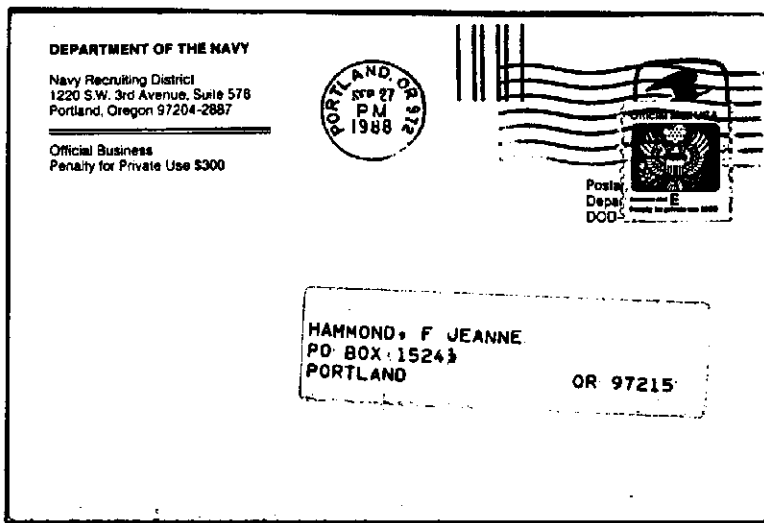
This nice 22c D Official #1 cover is dated 4/16/85, an early usage of that PNC.




A scarce special delivery usage of the \$5.00 Official with strip of three of the 22c Official coil (10/27/88).



An illegal usage of 22¢ Official coil used privately to pay a bill owed Sears Roebuck & Co. (2/15/88).




25¢ E coil on message reply postcard from the Department of Navy (9/27/88).




The new version of the 20¢ Official serving its purpose by paying the second ounce postage (9/23/88).






Nice combo cover with 15¢ coil and a pair of the new version 20¢ coils (11/3/89).

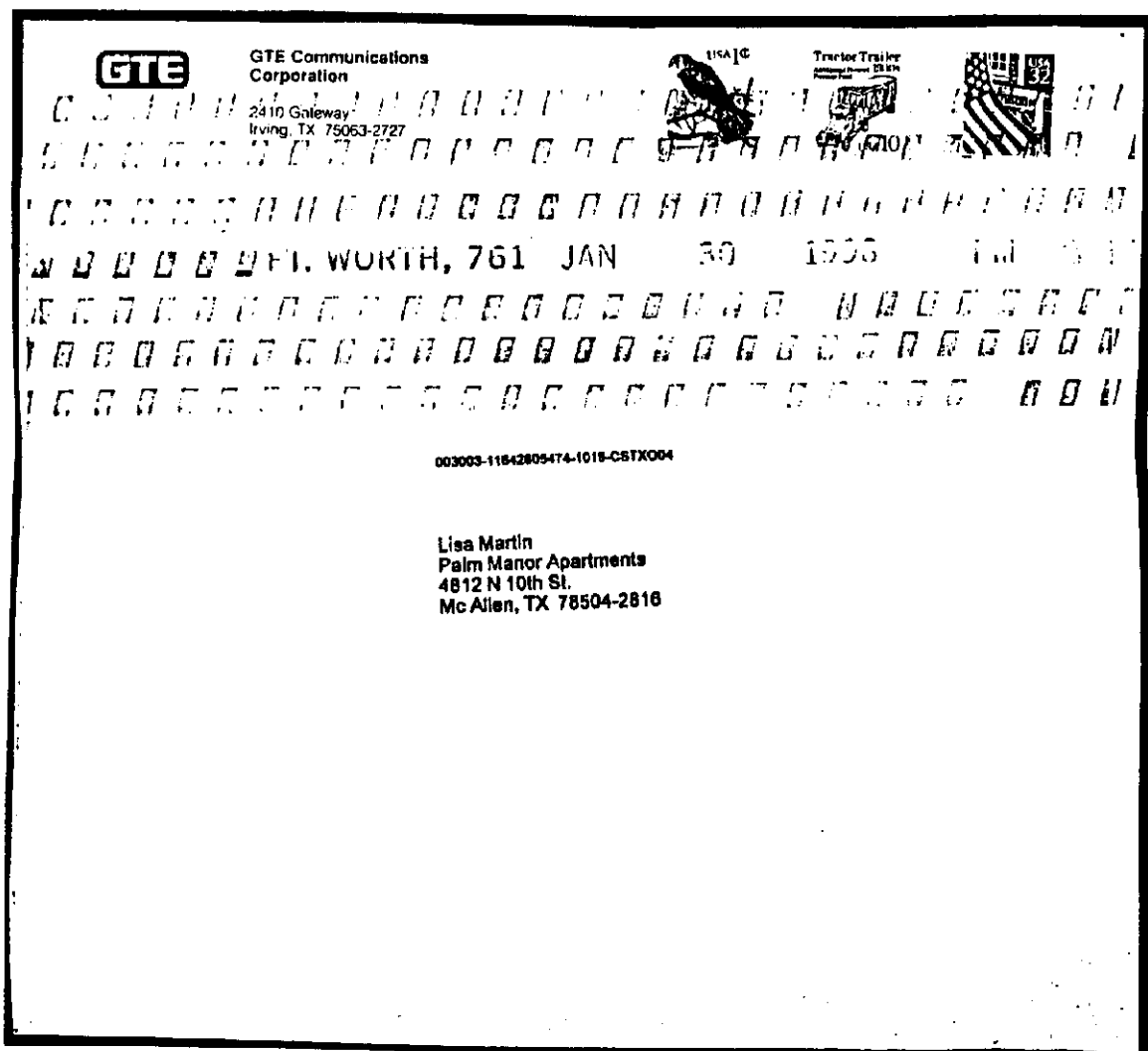


32¢ G coil tied on cover from the U.S. Department of Commerce by a 3/7/95 machine cancel.



Illegally used 32¢ Official coil tied to colorful envelope by 2/9/98 handstamp.

## COVER OF THE MONTH



The above cover is an unusual mass mailing PNC combo usage featuring the 10c Kestrel #1111, 10c Tractor Trailer #11 and a 32c Flag Over Porch. It is cancelled 1/30/98. The additional 11c postage is because of its non-standard size. (Cover courtesy of Carl Wicklund.) (If you have a candidate for *Cover of the Month*, please send a photocopy of your cover against a black background to Rob Washburn, P.O. Box 840, Skowhegan, Maine 04976-0840.)

## PNC BACK NUMBER CHECKLIST

### WATER ACTIVATED

#### (5c) BUTTE

S111	BLACK	4T	4B	5T	5B
	PURPLE	4T	4B	5T	5B
	PINK	4T	4B		
S222	BLACK	4T	4B		
	PURPLE	4T	4B		
	PINK	4T	4B		
S333	BLACK	4T	4B		
	PURPLE	4T	4B		
	PINK	4T	4B	5T	5B

#### 5C CIRCUS WAGON

S1	BLACK	5T		
	PURPLE	5T	5B	
S2	PINK	5T	5B	

#### (5c) MOUNTAIN

S111	PINK	5T	5B
------	------	----	----

#### (10c) EAGLE AND SHIELD

S22222	BLACK	5T	5B	
	PURPLE	5T	5T-U	5B

#### (10c) AUTOMOBILE

S111	BLACK	3T	3B	4T	
		4B	5T	5B	
	PURPLE	3T	3B	3M	4T
		4B	4M	5T	5B
S222	BLACK	5T	5B		
	PURPLE	3T	3B	5T	5B
S333	PINK	3T	3B	4T	4B
		5T			

#### (15c) TAIL FIN

S11111	PURPLE	5T	5B
--------	--------	----	----

#### (25c) JUKE BOX

S11111	BLACK	5T	5B	5M
	PURPLE	5T	5B	
S22222	PINK	5T	5B	

#### (32c) RED "G"

S1111	BLACK	4T	4B		
	PURPLE	4T	4B	5T	5B

#### 32c FLAG OVER PORCH

S11111	BLACK	5T	5B	5D
	PURPLE	5T	5B	
	PINK	5T	5B	

### SELF ADHESIVES

#### (5c) BUTTE

S111	BLACK	5T	5B
	PINK	5T	5B

#### (5c) MOUNTAIN

V222222	BLUE	5M-U	
V333323	BLUE	5M	
V333333	BLUE	5M	5M-U**
V333342	BLUE	5M	
V333343	BLUE	5M	
#1111	GREEN	4T	

#### (10c) AUTOMOBILE

S111	BLACK	5T	5B	
	PINK	5T	5B	5M

#### (10c) EAGLE AND SHIELD

S11111	BLACK	5B		
	PURPLE	5T		
	PINK	5T	5B	5M

#### (15c) TAIL FIN

S11111	BLACK	5T	5B	
	PINK	5T	5B	5M

#### (25c) JUKE BOX

S11111	PINK	5T	5B	5M
#111111	GREEN	4T	4B	

#### 32c FLAG OVER PORCH

S11111	BLACK	5T	5B		
	PURPLE	5T	5B		
	PINK	5T	5B	5D	5M

#### (L10/R10)

#11111	GREEN	4T	4B
--------	-------	----	----

#### (L9/R10)

#11111	GREEN	4T	4B
--------	-------	----	----

\*\*= NEW LISTING (1)

KEY: T=TOP; B=BOTTOM; M=MIDDLE;  
D=DOUBLE; U=UPSIDEDOWN

PREPARED BY:  
JOHN LARIMER  
1042 CLUBLAND COURT  
MARIETTA, GA 30068-2501  
770-973-5743  
JONMAR@GATEWAY.NET

# Plate Number Coils in other publications

- ◆ Experts certify Canoe with gray ink missing, *Linn's Stamp News*, May 4, 1998, p. 24.
- ◆ Scroll-design dummy coil printed in Orange, *Linn's Stamp News*, May 4, 1998, p. 16
- ◆ Double die-cutting coil error, *Stamp Collector*, April 27, 1998, p. 6.
- ◆ Suffix 'A' on Flag Over Porch, *Linn's Stamp News*, April 20, 1998, p.22.
- ◆ Eca-Gard coils taken out of service, *Linn's Stamp News*, April 20, 1998, p. 20.
- ◆ All About Stamps, feature on definition of a plate number coil, *Stamp Collector*, May 18, 1998, p.5.

THE PN SEERS

by Dan Kauffman



## WANTED

### MODERN U.S. POSTAL HISTORY

**Junk Mail Precancelled PNC commercial covers**

**Americana series Precancelled commercial covers, especially 9¢, 10¢ & 13¢**

**The last series of postage dues on commercial covers**

**Express mail covers to foreign destinations and all Express mail covers used prior to 1989.**

## FOR SALE

**PNC VARIETIES (1990 edition)**

**Still the finest reference book available for PNC varieties from 1981-1989.**

**Over 1,500 listings including imperfs, tagging varieties, color errors, plate cracks & flaws, numbers on top, precancel mat varieties, and more.**

**ILLUSTRATED**

**\$15.00 postpaid**

**Limited Number Available**

**Rob Washburn**

**P.O. Box 840**

**Skowhegan, ME 04976-0840**

**(207) 474-8389 (evenings)**

# Membership

Names of applicants are published for members to review. Any member who questions the suitability of a prospective member should contact the chairperson of the Membership Committee, Joann Lenz, 37211 Alper Drive, Sterling Heights, MI 48312, with the objection. The committee will recommend for or against membership.

## *New applicants:*

Thomas M. Meneskie  
114 Ingram Ave.  
Pittsburgh, PA 15205

Stuart Graves  
769 Center St.  
Pembroke, MA 02359

Arthur S. Westneat  
15 Davis Ave.  
Durham, NH 03824

Frank Senger  
2419 S. W. 23rd St.  
Troutdale, OR 97060-1216

Jerome R. Schweitzer  
506 Park Club Lane  
Williamsville, NY 14221

John C. Miechowicz  
18 Cale de Cabos  
Pomona, CA 91766

David S. Kidney  
132 Carousel Dr.  
Delmont, PA 15626

Marc Anthony  
21, Glynneath Road  
Resolven, Nr. Neath  
W. Slam  
S. Wales SA11 4DP  
U.K.

Robert M. Kumpfer  
3404 Terry Point Drive  
Fort Collins, CO 80524

Paul F. Moore  
P.O. Box 264  
Perryville, MO 63775

Edward Kroll  
828 Superior Blvd.  
Wyandotte, MI 48192-5034

## *Deceased:*

Alex Kesselman #318-Life

## *Renewed:*

James Sauer #577  
Tom Grande #893  
Raymond Collins #775

## *Resigned:*

Bill Carrigan #1000

(Continued on next page)

## **Slide shows available**

Members interested in obtaining PNC slide shows for use at local club meetings and stamp shows should contact John Peterson, 6605 Bell Bluff Ave., San Diego, CA 92119-1147 or call 619-265-2916.

## **PNC<sup>3</sup> meetings**

A monthly listing of scheduled Regional and Annual Meetings will be published in *Coil Line*.

Regional Meetings are to be arranged through Dick Koenig, Regional Meeting Committee Chairperson, P.O. Box 31872, Tucson, AZ 85751.

Please contact Dick as far in advance as possible.

It would be helpful if someone involved with the planning or attending the meeting would submit a report to *Coil Line*.

**Annual Meeting** - Saturday, Aug. 29, 1998 at Stampshow '98. The time and location of the meeting will be announced later. Stampshow, sponsored by the American Philatelic Society, will be held Aug. 27-30 at the Santa Clara Convention Center in Santa Clara, Calif.

## *E-mail addresses:*

Changes and new addresses will be listed monthly.  
John F. Hallgren -  
john@tampabay.rr.com

## **COIL LINE**

Published monthly as the journal of the Plate Number Coil Collectors Club, also known as PNC<sup>3</sup>. Copy must be in the hands of the editor no later than the 15th of the month to be considered for the next issue. The May issue was mailed April 22.

**President:** Gene Ernst, 15522 Windy Cove Dr., Houston, TX 77095 (713) 855-0146.

**Distribution:** Alan Thomson, P.O. Box 91, Northwood, NH 03261. Mailed under Bulk Rate permit No. 1, Northwood, NH 03261. Back issues are available but please write to Alan in advance detailing what you would like to obtain. Please include an SASE. There is a charge.

**Changes of address:** Should be sent to and membership applications are available from Gene Trinks, Secretary, 3603 Bellows Court, Troy, MI 48083. gctrinks@tir.com

**Mailing list:** Rental of the club mailing list is available. A one-time usage of labels costs \$50. Contact the secretary (above).

**Dues:** Are \$10 per year (\$15 for First Class mailing of *Coil Line*, \$15 for Canada and Mexico and \$20 for all others) and should be sent to Jim Perry, Treasurer, P.O. Box 20120, Beaumont, TX 77720.

**Advertising rates:** Are \$42 for a full page, \$22.50 for 1/2 page and \$12 for 1/4 page per issue. A check or money order made payable to PNC<sup>3</sup> must be submitted with the advertising copy. All copy should be sent to the Editor, 909 Parker St., Bowling Green, OH 43402-2107. E-mail - halallen@wcnnet.org

**Members:** Are entitled to two, 40-word ads per year at no charge. Word ads are available at six cents per word per issue to nonmembers and those members who have used their free ads.

## Ads

SEND FOR MY USED PS1, mint PS5 and used PNC strips list. Everything is top quality and the prices are GREAT! A 32c SASE would be appreciated. John Himes, P.O. Box 453, Cypress, CA 90630-0453.

TWO PNC COLLECTIONS for sale. (#1) used PS3's (over 300 different strips) and (#2) mint PS3s (over 60 strips). Both are mostly older issues. Write for details. SASE appreciated. Jeff Fiszbein, 824 Chatham, Milford, MI 48381-2783. e-mail-jefffnc@email.msn.com

IMPERF PAIRS: 20c Flag-\$6.00; 22c Flag -\$9.50; 25c Honeybee-\$25.00; 29c White House - \$12.50. Color Error: 'Bronx Blue' Ferryboat \$4.50 per stamp; \$125 PS/5. Untagged error: 5c Motorcycle - \$3/stamp. Want lists accepted. Full line of PNCs. Michael C. Mules, P.O. Box 342, Big Bend, WI 53103. (414) 318-0880 Fax (414) 662-5438.

WANTED - 10c Eagle & Shield coils, FDCs. Send list and asking price. Ken Moreau, 402 Coronation Dr., Franklin, MA 02038. Phone/Fax 308-528-9028.

BIDS WILL BE received until July 1 for 9 pounds of commercial covers to Boynton Beach, FL. PNCs are unchecked for value. Will ship to member via Priority Mail to highest bidder. Art Giese, Rt. 1 Box 94, Midway, TX 75852.

USA UNPICKED definitives on paper with PNCs. 5 lbs.-\$21; 10 lbs.-\$39; 20 lbs.-\$62 (Postpaid lower 48 states). Michael C. Mules, P.O. Box 342, Big Bend, WI 53103.

## Membership

(from previous page)  
*Changes of address:*  
Lionel Garlini  
2977 Malaga-Alcoa Hwy.  
Malaga, WA 98828-9726

Michael Murray  
681 W. Remington Dr.  
Sunnyvale, CA 94087

John E. Bennett  
1811 E. Clairemont Ave.  
Eau Claire, WI 54701

Thomas Haire  
112 Fern Creek Dr.  
Flat Rock, NC 28731

Jon C. Ragland Sr.  
11901 4th St. N Apt. 803  
St. Petersburg, FL 33716

Peter A. Conrad Sr.  
P.O. Box 2978  
Battle Ground, WA 98604-2978

Robert Friedman  
3435 Poplar St.  
Oceanside, NY 11572-4518

## Exhibiting

Dean Hawk has added two awards to his growing list of achievements. His U.S. Flag Coils took First Place and an Oscar award at the McKinley Stamp Club 67th annual exhibition in Canton, OH April 25-26.

The same weekend, his Transportation Coils 1981-1986 received a Silver Bronze at the Plymouth Show in Plymouth, MI.

Please forward your exhibit plans and show results to:

Dean Hawk  
1825 Clearbrook Rd. NW  
Massillon, OH 44646  
More details in the July issue!

## Plymouth Show

(Continued from page 77)

The foregoing comments are not official.

At the conclusion of Joe's comments, an enthusiastic round of applause was offered in recognition of Judy Sedivy, Joe's wife. As a volunteer who does not even collect stamps, she gives Joe a lot of help and support, even enduring sometimes unpleasant calls from our members (who should know better) when they have a perceived grievance. Joe, too, is a volunteer, and he deserves a great deal of support and recognition for the countless hours he (and his wife and adult daughter) devote to make the auction possible. (The Editor second's those comments).

The formal part of the program was adjourned shortly after noon with most members showing materials and trading for the next hour.

Some members still remained when we needed to give up the space at 1:30 for the next event. Nearly all members brought material to share with others and trade. It should be noted that a regular guest (perhaps soon to be a member) at our Plymouth Regional Meetings, Ed Kroll Sr., brought a roll of perforated Stamp Venturers test coils to give strips of five to persons present who did not already have some.

## Testing/Dummy web site

An Internet web site devoted to U.S. Testing and Dummy stamps has been launched by member/dealer Steven Crippe.

The URL is  
[www.stampdealers.com/millcreek/dummy.html](http://www.stampdealers.com/millcreek/dummy.html)

## THE PN SEERS

by Dan Kauffman

