


PNC³



Coil Line

Journal of the Plate Number Coil Collectors Club PNC³

<http://www.geocities.com/Heartland/Hills/6283/>

March 1, 1998

Vol. 11, No. 3

Whole Number 115

Gene Ernst, President
15522 Windy Cove Drive
Houston, Texas 77095
(281) 855-0146

<u>Board Members</u>	
Dick Koenig, VP	Joann Lenz, At Large
Gene Trinks, Secy.	Don Eastman, At Large
Jim Perry, Treas.	Tom Maeder, Past Pres.

Harold Brown, Editor
909 Parker Street
Bowling Green, OH 43402
(419) 352-7900 (Also Fax#)

Election Committee proposes slate

Others may submit their names by March 30 deadline

The biennial election of officers for the Plate Number Coil Collectors Club is scheduled for June. The Election Committee has proposed the following slate:

President - Gene Trinks

Vice President - Jim Perry

Secretary - Don Eastman

Treasurer - Thomas McFarland

Member At-Large - (two to be elected) - James Cate, Wallace Craig, R.B. Geary, Dan Kauffman, John Larimer, Dick Koenig, Joann Lenz, Ron Maifeld, Jim Nelson, Charles Weslow, H. Arnold Zenker.

Anyone who is interested in adding his/her name to the slate is encouraged to do so. Submit your name to Tom Maeder, chairman of the Election Committee, 1604 Bardale Ave., San Pedro, CA 90731 by March 30.

Candidates please note: Submit a written statement (not to exceed 200 words) to Tom Maeder by March 30 for inclusion in the Election issue. The statement may include your plans for the office, short biography, or whatever the candidate thinks is pertinent.

Questionnaires provoke more questions

Responses to the questionnaires sent out as part of the membership renewal form have provided some beneficial information. Some of the comments have set the editor (and probably a few club officials) to scratching their heads. Over the next few months a series of columns or short informational stories will be developed in an attempt to clear up some of the issues. The editor has been involved with the club for a long time and is likely guilty of failing to repeat basic information that all of us had to acquire somewhere along the line.

Your comments about *Coil Line* are appreciated. If you have an idea for an article or series of articles, please let the editor know. We're working on reviving the regular exhibiting reports.

If you have questions, direct a note to the editor or anyone at the top of the page and we'll do our best to get an answer.

15 attend Jan. 17 meeting at ARIPEX

The Plate Number Coil Collectors Club Regional Meeting at ARIPEX on January 17 in Mesa, AZ, was attended by 15 members from around the U.S.A. The weather was picture Arizona perfect and the show, as usual, was excellent. The bourse had several dealers with stocks of basic unchecked for tagging and constant plate variety PNCs. Dave Cobb of Newport Harbor Stamp Co., had some hard-to-find PNCs and EFO material.

Gary Davis of Des Moines exhibited for the first time with his 10c Eagle and Shield, winning a silver, an excellent exhibit.

The meeting was hosted by club VP Dick Koenig. The agenda was simple-announcements, introductions, show and tell and a trade session. After two hours the group had to vacate the meeting room but continued trading in another room, as well as sharing stories about PNC collecting.

In 1999, AIRIPEX will be held in Tucson, AZ. This stamp show will be even bigger and better than in previous years. Plan to attend. -*Dick Koenig*

Sarasota marks third regional gathering

The third annual Regional Meeting at the Sarasota National Stamp Exhibition in Florida was held February 7. Members from across the national made the Sunshine State their gathering place.

The majority of the group collected a wide range of PNC material. Several collected oddities and brought examples to show the others. Dan Kauffman brought along enough Yellow Rose 6666 strips to share with the group. Pat Buse requested everyone write to him with any information on philatelic centers, along with names, locations, addresses and phone numbers. The information is being posted on the club's Internet site.

David Vandette showed some samples of Yellow Rose imperf strips. Burt Robbins brought along his collection of Yosemite Flags with a wide variety of red splotches. Warren Heidenis and host Tom Haire managed to acquire a number of strips to fill spaces in their collections.

(Continued on page 44)

Letters

Two of three Ann Arbor VDC sites working To the Editor:

The SNIPPETS report, by Richard Beecher in February *Coil Line* that the Monterey Park VDC machine was gone, made me scurry off to Ann Arbor, MI, to check the status of those machines. The clerks at the Green Road office said the machine has been inoperable for the past several months. Supposedly a part is needed to repair the machine.

The Liberty Station machine looked to be in operation. I say looked as the station was closed but through the glass doors I saw the machine had a lighted screen. The machine at the main Ann Arbor PO was in operation and was using the new paper with shiny gum and embedded taggant.

I remember a report that the Oklahoma machines were removed. Does anyone know if there are other machines still in operation? Are all the East coast machines gone? Miami? Irvine? Does anyone have information as to when the "missing" machines were removed? I guess I really missed documenting the recent status of the ECA GARD machines.

Joann Lenz
krxj83a@prodigy.com
lenz@123.net

Commercial covers in Southern N. England

To the Editor:

In the Southern New England area these PNCs were found on commercial covers from about 69,500 pieces postmarked January 2 through January 21, 1998:

32c Flag/Porch [L/S]- 11111- 3; 22222- 4; 33333- 4; 34333- 2; 44444- 1; 45444- 1; 66646- 1. Total- 16.
32c Flag/Porch [S/A]- 11111[1996]- 8; 22222- 22; 23222- 20; 33333- 25; 44444- 140; 45444- 134; 55555 [10/10]- 59; 55555 [12/12]- 8; 66666 [11/10]- 3; 66666 [11/12]- 55; 66666 [12/12]- 25; 78777 [11/10]- 63; 88888 [10/10]- 10; 88888 [11/10]- 12; 88898 [10/10]- 1; 89878 [11/10]- 23; 89888 [11/10]- 2; 89898 [11/10]- 1; 99999 [10/10]- 23; 99999 [11/10]- 11. Total- 645.
32c Yellow Rose [S/A][1997]- 1112- 13; 1122- 10; 2223- 1; 4455- 8; 5555- 9; 5566- 1; 5556- 4. Total- 46.
32c Statue of Liberty- PNB- V1111- 8.
32c Yellow Rose- PNB- S1111- 4.
Others: 3 - G[32c]
Grand total: 722.

Rolly Grandahl
PNC3RLG@aol.com

Can anyone help with missing members?

To the Editor:

I received dues renewal reminders returned from the post office for the members below for the reasons listed. Does anyone have a new address for any of these members?

#890, Karl Frese, 161 Almeria Ave. #104W, Carol Cables, FL "forward order expired"

#1066, George Shapiro, P.O. Box 2421, Seal Beach, CA "moved, left no address"

#1286, John Thomas, 4875 Maxwell A, El Paso, TX "returned to sender"

Jim Perry
Treasurer
Box 20120
Beaumont, TX 77720

Some old, one new number around Detroit

To the Editor:

Just a quick note to add a couple more numbers to the "old ones revisited" list: 66666 (11/10) and 87898 (11/10) both found in the Detroit area.

Also found Yellow Rose 6677.

Jeff Fiszbein
jeffpnc@email.msn.com

5 boxes of Wisconsin commercial covers

To the Editor:

Searching five boxes of commercial covers, the following were found: 32c FOP 11111-3; 22222-7; 33333-5; 44444-5. 32c FOP S/A - 11111-10; 22222-6; 23222-1; 33333-7; 44444-10; 45444-5; 55555-6; 78777-1; 88888-4; 99999-3; S11111-2. Yellow Rose - 1112-1; 2223-1; 3344-1; 4455-1; 5555-2; 5556-1; 5566-2; S111-3. 32c Statue of Liberty - V1112-4. Roman Otten, 3878 Ridge Rd., Kewaskum, WI 53040

HELP!!! HELP!!!! HELP!!!!

In one of my more foolish moments I decided to try and make a collection of plate number coil strips containing all 300 of the successive counting numbers from rolls of 3000 Flag stamps (# on #). I still have a few to go, and need HELP. Top numbers are preferred, but bottom are OK. I would be most appreciative and be happy to purchase any you have.

UNDENOMINATED FLAG - RED 'G'
COIL STRIP OF 5- PLATE #S1111 ON CENTER STAMP
I NEED THE FOLLOWING COUNTING NUMBERS,
WITH THE NUMBERS ON THE BACK OF THE
CENTER STAMP (THE ONE WITH THE PLATE#)

0040 0110 0230 0260 0370 0440 0560 0590 0700
0770 0890 0920 1030 1220 1250 1360 1430 1580
1690 1760 1880 1910 2020 2090 2210 2240 2350
2420 2540 2570 2680 2870 2900

Richard L. Jordy

641 Strings Drive

San Antonio, Texas 78216

SNIPPETS

By Alan Thomson

New Numbers

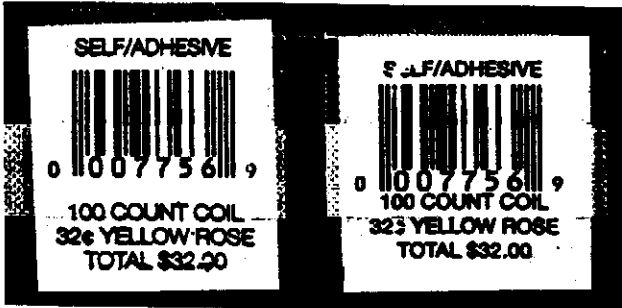
There are two new Yellow Rose numbers this month. Cylinder combinations 6677 and 7777 have been found.

Unannounced Withdrawals?

Apparently the Philatelic Fulfillment Service Center in Kansas City has withdrawn the 4¢ Steam Carriage and the 10¢ Canal Boat from sale. Richard Beecher noticed that the last time either one appeared in the PFSC Catalog was the 1997 spring edition. The Canal Boat has been dropped from the roll size chart.

Yellow Rose Panels Different Too

California collector Doug Iams has pointed out there are two different sealing panels on Yellow Rose bubble packs. I checked this out and managed to isolate the transition point in relation to the numbers on the rolls. Apparently the early type of printed panel with large spaces above and below the bar code (below, left) was used only on #1111, #1112 and #1122. The compactly printed panel (below, right) was used on #2222 and all subsequent cylinder combinations. Clues.



Imperforate Count

Imperf specialist John Tison has come up with a count of Flag Over the Porch cylinder combinations that exist imperforate or not die cut. Eleven of the "lick and stick" numbers and seven of the self adhesive numbers are known without the separation feature. That means 11 of 14 L&S and seven of 20 SA got through imperforate.

Juke Box CPV

Michael Mules discovered a constant plate variety on the SA Juke Box #111111. It consists of a large blue dot just to the right of the upper part of the machine and is on the 11L stamp.




APS Certificate for Double Die Cut

Finder Victor Westerling tells me he received an APS certificate of authenticity for that double die cut Flag from # 88888. It's a genuine error.


Other Than Dots & Dashes

The SA Flag stamp shown below was found by Doug Iams and has a constant plate variety that he calls the "Post Knot". The blob of dark brown ink on the upper (square) part of the porch post looks very much like a knot. Doug found it on #89888 at 1L (the numbered stamp).




BEP's Back Number Trouble.

When BEP started back numbering large coil rolls there were all kinds of problems. In an April 1997 item in Snippets I mentioned that some 3,000 stamp SA Flag rolls started with back number 0000 or ended with 0000 which confused nearly everyone. Now Ed Kerr has found a roll that has nothing but 0000 for counting numbers. Every 20th stamp has the quad cipher. The strip shown below is obviously not from the beginning or the end of a roll. Something old, yet something new.



Numbers Over Numbers

Misaligned cylinder numbers on the Flag coil have become a common occurrence. Two more have appeared where a digit overprints another digit in the number combination. Both are from #22222, but the one found by Doug Iams is a self adhesive and the one found by Ken Moreau is a standard gum coil. Iams' stamp is illustrated below and shows the dark blue 2 on top of the red 2, leaving a space in the middle of the number combination. Moreau's stamp could not be copied but has the brown 2 moving left, onto the red 2.



Musings

Tom Maeder

Are self-adhesive stamps with plate numbers really plate number coils? Since the stamps are not joined, are they really plate strips? Is our PNC collection complete without them.

The 18¢ Flag coil was the first stamp with a plate number deliberately inscribed on the stamp itself. Collectors saw a new philatelic genre, and our club was formed around the collecting and study of this genre. Now there is debate about whether plate number booklet information should be included in Coil Line. The coil purists argue "no," the plate collectors argue "yes."

Every time there has been a postal service permutation of the 1981 plate number coil concept, there has been some degree of grouching from our ranks. It began with the dismantling of the Cottrell presses, with the attendant loss of joint lines. And the intaglio 10¢ Tractor Trailer was re-released in photo-gravure. How could the Postal Service cheapen that beautiful transportation series! It continued with self-adhesives, and has been accentuated with linerless coils. How dare the postal service bastardize our beautiful and uniform album pages!

The White House exterior was repainted in 1984 in anticipation of Reagan's second inaugural. The columns on the north and south porticoes are wooden, not stone. Since the White House opened in 1800, apparently every repainting involved sanding, but not stripping. In 1984, they decided to strip down to the bare wood. There were 23 layers of paint. All sorts of scientific groups wanted samples of the layers. Here was a history of American paint, each layer different in some way from the layer under it.

Plate number coils ala the 1980's is one layer of paint. Magnificent and elegant and simple as they were, the layer that covers it is different. It differs because of changing technology, changing consumer tastes, and budgetary considerations. (Probably paint changed for the same reasons.) Our collecting can continue with the permutations, or stop with our one layer. It is really our own choice. But it is like spitting into the wind to condemn the changes, and just as fruitless to expect that there will be no wind.

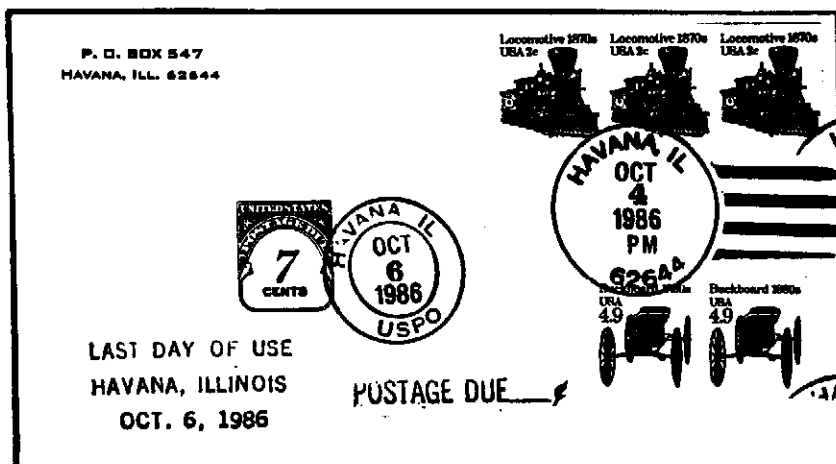
COMMERCIAL COVERS

Installment #84


Rob Washburn
P.O. Box 840
Skowhegan, Maine 04976-0840
(207) 474-8021 (evenings)


POSTAGE DUE IN THE PNC ERA

This month's article features postage due and PNC era coil usages on commercial cover. Postage due stamps started being used in the U.S. in 1879, and continued right into the 1980's after PNCs were first introduced. Suddenly, in October, 1986 (per Postal Bulletin #21587 dated October 2, 1986) usage of postage due stamps was discontinued. The cover pictured below with 15.8¢ of postage (three 2¢ Locomotives and a 4.9¢ pair of Buckboard coils) plus one 7¢ postage due stamp commemorates the occasion of the last day of postage due stamp use at the Havana, Illinois post office, October 6, 1986. The first class letter rate at that time was 22¢, so technically, the cover was only underpaid by 6.2¢.




Some post offices failed to heed the postal bulletin, and postage due stamps are known to be officially used as late as August 30, 1988, as can be seen by the 22¢ Flag coil cover pictured below with two 10¢ postage due stamps affixed and tied by a August 30, 1988 Grizzly Flats, Calif. handstamp.







After dues stamps were phased out, post offices sometimes used post office meters to pay the postage due. The above 22¢ Flag #12 cover shows such a postage due meter.




The above 22¢ Flag cover has a very rare provisional postage due label dated May 28, 1987 which was utilized for a short time by the Saint Petersburg, Florida post office.




The Postal Service caught this illegal re-use of an 18¢ Washington Monument precancel coil. This three ounce letter was supposed to cost a total of 56¢ to mail (22¢ for the first oz. and 17¢ for each additional oz.).



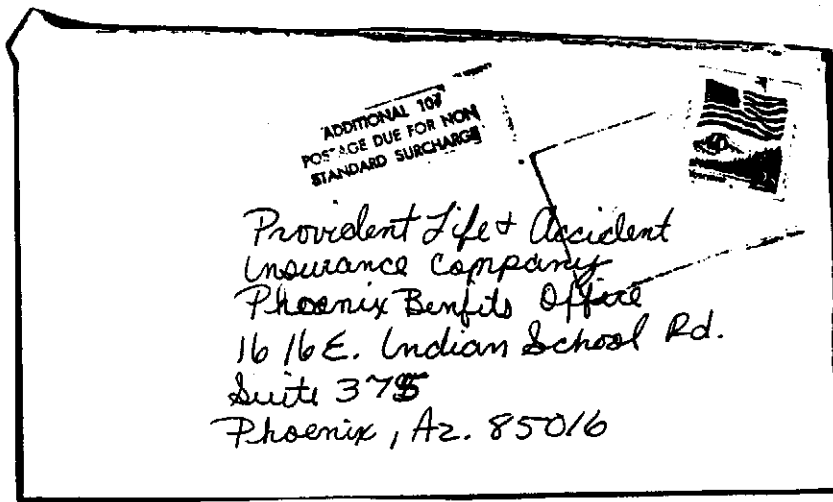
2¢ Locomotive #4 paying the 2¢ postage due.



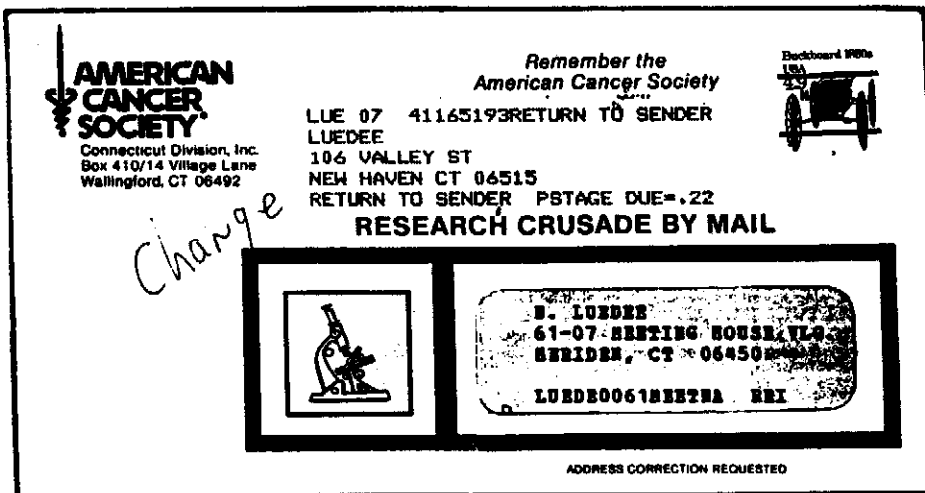
20¢ Cable Car #1 paying the 20¢ postage due.



22¢ Flag #7 tied by a January 29, 1987 Revenue Protection Unit Portland, OR cancel on cover which was assessed 17¢ postage due.



25¢ Flag Over Yosemite #4 cover which was probably too thick thereby requiring the 10¢ additional non-standard surcharge.



4.9¢ Buckboard Prec. #3 cover assessed 22¢ postage due because it was returned to its sender at the 22¢ first class rate.

I received the following PNC EKU cover updates: 32¢ Flag Over Porch SA #78777 die cut 10L/10R (4/23/97), #99899 die cut 10L/10R (12/16/96), #89888 die cut 11L/10R (8/1/96), and the 32¢ Yellow Rose #2233 (10/21/97) and #4455 (7/31/97).

My thanks go out to Bob Murrin, Dave Phelps, Ken Cherry, Doug Iams, and Dan Kauffman for their contributions to this month's article.

Flag over Porch worksheets on next three pages

The following three pages were developed by Karen Weigt, 4184 Rose Ct., Middleton, WI 53562-4339 for a youth stamp collecting group in the Madison, WI., area. The format is similar to one she developed for the 'G' stamps to encourage interest in used definitive issues. Gregg Greenwald reviewed the worksheets and provided other input. The fourth sheet outlines die cut type varieties. It will be included in a future issue of *Coil Line* because publishing it this month would have left the editor with an uneven number of pages!


FLAG OVER PORCH STAMPS

water-activated sheet stamp

Stamp Venturers — blue "1995",
perf 10.4
issued 5/18/95
SC #2897

(two separate printings on two
different brands of paper [Coated
Paper Ltd. and Glatfelter] — very
minor differences visible only
under ultraviolet light)


(also available in MDI-produced
vending bkts. w/no visible
differences on used singles from
stamps on pane-stamp edges)



self-adhesive pane stamp

Avery Dennison pane of 20 —
large blue "1995", gauge 8.8
issued 4/18/95
SC #2920


(also available in MDI-produced
vending bkts. w/no visible
differences on used singles from
stamps on pane-stamp edges)



self-adhesive pane stamp


Avery-Dennison pane of 20 —
small blue "1995", gauge 8.8
issued 4/18/95
SC #2920b

("small" means the "1995" is
noticeably within the white stripes on
the flag)




self-adhesive pane stamp

Avery Dennison pane of 10 —
blue "1996", gauge 11.3
issued 1/20/96
SC #2920d




water-activated coil stamp

Bureau of Engraving and Printing
— red "1995"
issued 5/19/95
SC #2913
(high and low-gloss gum
varieties on mint stamps)




water-activated coil stamp

Stamp Venturers — blue "1995"
issued 5/19/95
SC #2914




self-adhesive coil stamp

Avery Dennison — blue "1995"
issued 4/18/95
SC #2915




self-adhesive coil stamp

Bureau of Engraving and
Printing — red "1996",
gauge 9.8 (10)
issued 5/21/96
SC #2915A
(die-cut type varieties)




self-adhesive coil stamp

Stamp Venturers —
blue "1996"
gauge 11.5
issued 6/15/96
SC #2915B




self-adhesive coil stamp

Bureau of Engraving and Printing
— red "1996",
gauge 10.8 (11)
issued 5/21/96
SC #2915C
(die-cut type varieties)




self-adhesive coil stamp

Bureau of Engraving and Printing
— red "1997"
gauge 9.8 (10)
issued 1/24/97
SC # 2915D
(die-cut type varieties)




linerless self-adhesive coil stamp

Stamp Venturers —
blue "1996"
gauge 9.9 (10)
issued 3/14/97
SC #3133
(die-cut type varieties)




water-activated booklet stamp

Bureau of Engraving and Printing
bkts. of 10 and 20 w/no visible
differences on used singles —
red "1995", perf 10.8 x 9.8
issued 5/19/95
SC #2916




self-adhesive booklet stamp

Bureau of Engraving and Printing
bkt of 20 —
red "1996"
issued 5/21/96
SC #2921
(die-cut type varieties)



self-adhesive booklet stamp

Bureau of Engraving and Printing
bkts. of 15 and 30 w/no visible
differences on used singles —
red "1997", gauge 9.8 (10)
issued 1/24/97
SC #2921



FLAG OVER PORCH COIL PLATE NUMBERS (rev. 2/98)

	SC #2913 water-activated (red 1995)				
11111	22221	22222	22322	33333	34333
44444	45444	66646	66666	77767	78767
99969	91161				
SC #2914 water-activated (blue 1995)	SC #2915 self-adhesive (blue 1995)	SC #2915B self-adhesive (blue 1996)	SC #2915D self-adhesive (red 1997)	SC #2915D self-adhesive (red 1997)	SC #3133 linerless self-adhesive (blue 1996)
S11111	V11111	S11111	11111 L9VV/R10PP*	11111 L10PV/R10VP*	M11111 L12/VP/R12VP*
SC #3133 linerless self-adhesive (blue 1996)					
M11111 L12/PV/R12PV*					

*P = peak; V = valley
(the first and last shapes at top and bottom)

FLAG OVER PORCH COIL PLATE NUMBERS (rev. 2/98)

SC #2915A & 2915C self-adhesive (red 1996)

11111 gauge 10, L10/R10	22222 gauge 10, L10/R10	23222 gauge 10, L10/R10	33333 gauge 10, L10/R10	44444 gauge 10, L10/R10	45444 gauge 10, L10/R10
55555 gauge 11, L12/R12	55555 gauge 10, L10/R10	66666 gauge 11, L12/R12	66666 gauge 11, L11/R12	66666 gauge 10, L11/R10	66666 gauge 10, L10/R11 (rare)
78777 gauge 10, L11/R10	78777 gauge 10, L10/R10	87888 gauge 10, L11/R10	87898 gauge 10, L11/R10	87898 gauge 10, L10/R10	88888 gauge 10, L11/R10
88888 gauge 10, L10/R10	88898 gauge 10, L10/R11 (rare)	88898 gauge 10, L10/R10 (rare)	89878 gauge 10, L11/R10	89878 gauge 10, L10/R10	89888 gauge 10, L11/R10
89888 gauge 10, L10/R10	89898 gauge 10, L11/R10	89898 gauge 10, L10/R10	89899 gauge 10, L10/R10 (rare)	97898 gauge 10, L11/R10	97898 gauge 10, L10/R10
99899 gauge 10, L11/R10	99899 gauge 10, L10/R10	99999 gauge 10, L11/R10	99999 gauge 10, L10/R10	NOTE: Chronologically, the first plate numbers were 55555 and 66666 gauge 11s. The numbers went up from there until the 99999 plate number, at which point they wrapped back around to 11111.	

L12/R12 = 12 peaks on left and 12 peaks on right
 L11/R12 = 11 peaks on left and 12 peaks on right
 L11/R10 = 11 peaks on left and 10 peaks on right (rare)
 L10/R11 = 10 peaks on left and 11 peaks on right
 L10/R10 = 10 peaks on left and 10 peaks on right

SC #2915A have teeth counts L11/R10; L10/R10; L10/R11
 SC #2915C have teeth counts L12/R12; L11/R12
 gauge 10 = 9.8
 gauge 11 = 10.9

COVER OF THE MONTH

RENEWAL EXPRESS SERVICE

PRESORTED
FIRST CLASS MAIL
U.S. POSTAGE PAID
TAMPA, FL
PERMIT NO. 541

FROM:
P. WHITNEY
MONEY MAGAZINE
P.O. BOX 60001
TAMPA, FL 33660-0001

TO:
GENE C TRINKS
3603 BELLOWS CT
TROY MI 48083-5617

OPEN THIS NOW OR LOSE MONEY!
Your subscription expires in December 1997. So it's urgent you return the Express Renewal Form below to:
(1) Save up to 53% OFF. (2) Get a one-time-only reduced rate when you choose the 3-year term. (3) Claim your FREE BONUS SECTION. A FREE STAMP is enclosed for your quick rep.



IMPORTANT: Add
FREE STAMP to
reply envelope.

**FREE
GIFT**

**EXPRESS
RENEWAL
SAVINGS**

PLUS
FREE

The above cover features a mint 32¢ Flag Over Porch #S11111 (water activated gum). This PNC was included as part of the magazine offer as free postage to encourage a reply. (Cover courtesy of Gene Trink.) (If you have a candidate for Cover of the Month, please send a photocopy of your cover against a black background to Rob Washburn, P.O. Box 840, Skowhegan, Maine 04976-0840.)

PNC VARIETIES

By Robert M. Washburn

Originally printed in 1990, this book has been out of print and unavailable for several years now. Due to several collector requests, a very limited number (50) have just been reprinted. PNC Varieties is still the finest reference book out there covering varieties from 1981 through 1989, including all of the Cottrell press transportation coils. You'll find all known PNC varieties including:

Imperfs	Numbers on top
Tagging varieties	Printing & inking varieties
Color errors	Precancel mat varieties
Plate cracks & flaws	Other oddities

Illustrated
Over 1500 listings
\$15.00 Postpaid

Rob Washburn
P.O. Box 840
Skowhegan, Maine 04976-0840

Membership

Names of applicants are published for members to review. Any member who questions the suitability of a prospective member should contact the chairperson of the Membership Committee, Joann Lenz, 37211 Alper Drive, Sterling Heights, MI 48312, with the objection. The committee will recommend for or against membership.

New applicants:

Jeremy A. Lifsey
P.O. Box 86
Flourtown, PA 19031

James E. Carr Jr.
4538 T. Moore Road
Oakwood, GA 30566

Frank Nemeth
3219 Friar Drive
Parma, OH 44134

Clarence M. Shenk
2197 Old Philadelphia Pike
Lancaster, PA 17602

Melvin N. Katz
309 Royal Palm Blvd. Apt. 104
Charleston, SC 29407

Joel T. Klein
562 Fairfield St.
Manchester, NH 03104-2857

Gregory R. Fast
815 Main
Joplin, MO 64801

Tom Van Parys
1100 Ash St.
Broomfield, CO 80020-1218

Thom E. Chandler
P.O. Box 8132
Lakeland, FL 33802-8132

Resigned:
Mike Stefun #713

Changes of address:
Rev. Ruth Breitweiser
RR#1 Box 1760
Laceyville, PA 18623

Frank J. Beck
415 E. Wisconsin Ave.
Appleton, WI 54911

Jack Wasserman
1403 N. Alta Vista Blvd.
Los Angeles, CA 90046

John Tison
1 Whatney
Irvine, CA 92618

Slide shows available

Members interested in obtaining PNC slide shows for use at local club meetings and stamp shows should contact John Peterson, 6605 Bell Bluff Ave., San Diego, CA 92119-1147 or call 619-265-2916.

PNC³ meetings

A monthly listing of scheduled Regional and Annual Meetings will be published in *Coil Line*.

Regional Meetings are to be arranged through Dick Koenig, Regional Meeting Committee Chairperson, P.O. Box 31872, Tucson, AZ 85751.

Please contact Dick as far in advance as possible.

It would be helpful if someone involved with the planning or attending the meeting would submit a report to *Coil Line*.

No regional meetings have been reported as scheduled at this time.

Annual Meeting - Saturday, Aug. 29, 1998 at Stampshow '98. The time and location of the meeting will be announced later. Stampshow, sponsored by the American Philatelic Society, will be held Aug. 27-30 at the Santa Clara Convention Center in Santa Clara, Calif. Let's hope El Nino lets up by then!

E-mail addresses:

Changes and new addresses will be listed monthly. A complete listing will be published every few months.
Jeff Fiszbein -
jeffffnc@email.msn.com
Joe Sedivy (the PNC auctioneer)
JNJSED717@aol.com

COIL LINE

Published monthly as the journal of the Plate Number Coil Collectors Club, also known as PNC³. Copy must be in the hands of the editor no later than the 15th of the month to be considered for the next issue. The February issue was mailed Jan. 26.

President: Gene Ernst, 15522 Windy Cove Dr., Houston, TX 77095 (713) 855-0146.

Distribution: Alan Thomson, P.O. Box 91, Northwood, NH 03261. Mailed under Bulk Rate permit No. 1, Northwood, NH 03261. Back issues are available but please write to Alan in advance detailing what you would like to obtain. Please include an SASE. There is a charge.

Changes of address: Should be sent to and membership applications are available from Gene Trinks, Secretary, 3603 Bellows Court, Troy, MI 48083. gctrinks@tir.com

Mailing list: Rental of the club mailing list is available. A one-time usage of labels costs \$50. Contact the secretary (above).

Dues: Are \$10 per year (\$15 for First Class mailing of *Coil Line*, \$15 for Canada and Mexico and \$20 for all others) and should be sent to Jim Perry, Treasurer, P.O. Box 20120, Beaumont, TX 77720.

Advertising rates: Are \$42 for a full page, \$22.50 for 1/2 page and \$12 for 1/4 page per issue. A check or money order made payable to PNC³ must be submitted with the advertising copy. All copy should be sent to the Editor, 909 Parker St., Bowling Green, OH 43402-2107.
E-mail - halallen@wcnet.org

Members: Are entitled to two, 40-word ads per year at no charge. Word ads are available at six cents per word per issue to nonmembers and those members who have used their free ads.

Ads

NEED A NON-PLATE strip of three of "F" Tulip rouletted and perfed, and FOP 10.9 and 11.5 die cuts. George Kuhn, P.O. Box 711, Fruitland Park, FL 34731-0711.

SEND FOR MY USED PS1, mint PS5 and used PNC strips list. Everything is top quality and the prices are GREAT! I'm also willing to trade if you have duplicate material, and I'll take your excess 32c coil postage (at full face value) in exchange for items from my list. A 32c SASE would be appreciated. John Himes, P.O. Box 453, Cypress, CA 90630-0453.

WANTED: Commercial covers of 25c Jukebox self-adhesive #M11111; 5c G both plate numbers, 15c Tailfin all plate numbers and any Cotrell precancel PNC commercial covers. Rob Washburn, P.O. Box 840, Skowhegan, Maine 04976-0840.

WANTED: Commercial covers of 25c Jukebox self-adhesive #M11111; 5c G both plate numbers, 15c Tailfin all plate numbers and any Cotrell precancel PNC commercial covers. Rob Washburn, P.O. Box 840, Showhegan, Maine 04976-0840.

#1899 MOTORCYCLE, untagged error \$3.00 per stamp, any length. Michael C. Mules, P.O. Box 342, Big Bend, WI 53103 (414) 318-0880 leave message.

FOR SALE FOP S/A #99999 L11/R10 XF PS5 \$14.00 Roland Abate, P.O. Box 384, Hawthorne, NJ 07507-384.

Sarasota

(Continued from page 31)

The door prizes from Dan and Tom were distributed as the group broke up about 12:30 p.m. and headed for lunch. The group enjoyed the informal atmosphere of the meeting and said they would all return next year if

Tom would continue to be the host. Tom said he would but hopes someone else will volunteer for the following year.

The philatelic booth was staffed by several clerks. Tom managed to buy some older issues for trading. The lone Yellow Rose available was 5555.

-Tom Haire

Hawk's exhibit wins Silver

Dean Hawk's Transportation Coil exhibit won a Silver award and the PNC3 President's Award at the Yorkpex 98 show Jan. 24-25 in York, PA.

Hawk also plans to enter the exhibit in the Plymouth Show, Plymouth, Mich., April 24-25.

His Flag coil exhibit will be in the 67th McKinley Stamp Club show in Canton April 24-25.



Something Special...

...Special as in specialized. On March 28, 1998, Summit Auctions will be offering a specialized collection of Plate Number Coil material, including mint & used singles, pairs and strips, errors and oddities, precancel gap studies, usages on cover, etc., etc. This will be a rare opportunity to acquire items that are not often encountered in dealer price lists, all from an award-winning collection.

This auction will take place at the Garfield-Perry March Party, one of the the country's finest stamp shows, at the Masonic Auditorium, 36th & Euclid, Cleveland, Ohio. Besides the live auction, bids by mail, phone, fax and email will also be accepted. The auction will also include U.S. & worldwide stamps & covers, autographs, stocks & bonds, postcards, ephemera and much more. A high-quality, photo-filled catalog is available by sending \$5 to the following address:

SUMMIT
AUCTIONS
STAMPS & PAPER COLLECTIBLES

Summit Auctions - Dept. PNC
P.O. Box 640, 226 Portage Trail
Cuyahoga Falls, OH 44222
Ph: 330/922-5555 Fax: 330/922-4771
Email: summitauc@aol.com