


PNC

Coil Line



Journal of the Plate Number Coil Collectors Club PNC³

<http://www.geocities.com/Heartland/Hills/6283/>

November 1, 1998

Vol. 11, No. 11

Whole Number 123

Gene Trinks, President
3603 Bellows Ct.
Troy, MI 48083
248-528-1857

Board Members

Jim Perry, VP

Don Eastman Secy.

Tom McFarland, Treas.

Joann Lenz, At Large

Dick Koenig, At Large

Gene Ernst, Past Pres.

Harold A. Brown, Editor

909 Parker St.

Bowling Green, OH 43402

419-352-7900 (halallen@wcnet.org)

Key data on 'H' stamp dug out by Rich Nazar

Data that no one else has published to date about the 'H' Rate change stamps can be found on page 167 of this issue of *Coil Line*.

Rich Nazar, making use of a Freedom of Information (FOIA) request to come up with production data, has put together a story filled with information that is usually quite elusive. He also reports on the plate numbers, some of which have been listed on the club's web site.



Auctioneer calls for auction lots

Club Auctioneer Joe Sedivy has put out a call for members to submit lots for the next club auction.

Please see that all lots are submitted to Joe no later than Thanksgiving. Plans call for the lots to be offered in the February issue of *Coil Line*. See the attached sheet.

He also reports a clerk at a Chicago post office telling him about a customer who turned in an imperf roll of the Yellow Rose #5555.

From the PNC³ President:

Membership growth key to future of club

Greetings to all members and prospective members of the Plate Number Coil Collectors Club! I'd first like to thank you for the outstanding response to our biannual election in returning such a high percentage of the ballots. This shows that you have an active interest in the affairs of the club. I'm proud to serve you in the capacity of President for the next two years. I'll try to make them exciting for all by bringing some new things of interest into our scope of activities. You have chosen well in selecting the balance of the Board - we'll have an active and experienced group of folks making club decisions on your behalf.

There are two main initiatives which will drive our activities into the new millennium. First and foremost, I believe that we must establish our club as the recognized voice of the PNC hobby. Other organizations are continually making decisions which affect the health and welfare of PNC collecting, and they do it without input from us collectors. I'd like to change that by speaking out, as a club, on issues of importance. Such an approach must have input from the members, and I invite each of you to speak out, either through *Coil Line*, or directly to me or another Board or Committee member whenever you have an opinion or idea to share.

The second initiative is to grow our membership. Our membership totals have remained fairly constant at around 750 for the last few years. Now, folks, I know there are a bunch more people out there with an active interest in PNCs than 750. An ambitious (yet to my way of thinking, a very attainable) membership goal would be to grow by 35% and reach 1,000 members by the end of the year 2000. Has a nice ring to it, doesn't it? 1000 BY 2000.

There are many ways to fulfill this promise. One of them

(Continued on page 166)

is to ask each of you to ask another PNC collector to join us. Our Editor will be including a membership application in the next issue, so that you can make some photocopies and hand some out to prospective members. At our dues level, and with the benefits we offer, this is one of the best deals in philately! Let's talk it up!

I hope to get off to a fast start by selecting Committee Chairs who will actively seek out ways to serve the membership with innovative approaches to their respective activities. I'll introduce these dedicated volunteers to you in the next couple of months and explain what their committees do. Those members who wish to take a more active role in the club should consider serving on a committee to help out where needed and gain some insight as to how the club operates. We certainly will welcome hearing from you!

You were introduced to John Peterson in the October Coil Line. He's going to need lots of help in setting up Regional Meetings in various shows around the country. We should try to have our Regionals at all the big shows, such as the Ameristamp Expo in Portland, OR in February of 2000. This is the APS Spring Meeting and should draw from a wide geographical area. All we need is a volunteer to coordinate and moderate the meeting.

I can announce at this time that the following individuals have accepted the Chairs of their respective committees. Others who have been invited to chair committees have not yet responded, but as they confirm their willingness to do so, I'll list them in the next issue.

Awards & Exhibitions - Dean Hawk, 1825 Clearbrook NW, Massilon, OH 44646

Bylaws - Dan Kauffman, PO Box 133, Clearlake Park, CA 95424

Membership - Joann Lenz, 37211 Alper Dr., Sterling Heights, MI 48312 krj83a@prodigy.com

Nominating - Gene Ernst, 15522 Windy Cove, Houston, TX 77095 ererst@swbell.net

Publications Advisory - R.L. "Pat" Buse, Covington, KY StampPat@aol.com

Publicity and Public Relations - John Dahlstrom, Chicago, IL Dahlstrom2@aol.com

Regional Meetings - John Peterson, 6605 Bell Bluff Ave, San Diego, CA 92119 jkpete@pacbell.net

Seems like I've been rambling on long enough for now. Enjoy your PNCs! Remember, 1000 BY 2000!

- Gene Trinks

Commercial covers from Wisconsin

To the Editor:

The following commercial covers have been in Wisconsin:
32c FOP - 11111-5; 22222-9' 33333-6; 34333-1; 44444-4;
32c FOP SA - 89888-1; 97898-1; 99999-3; 11111A-2;
13311A-2; 22222A-2; 33333A-18; 55555A-10; 66666A-13;
7777A-8; 78777A-2; 88888A-2.

32c Yellow Rose - 1122-1; 2233-1; 4455-2; 5555-7; 5566-1; 6666-1; 7777-3; S1111-4.

Statue of Liberty - V1111-4. Circus Wagon A1-1. All available to trade or sell. Roman Otten, 3878 Ridge Road, Kewaskum, WI 53040.

Member seeks return of loaned photograph

To the Editor:

Does anyone recall two or three years ago who made a request for pictures of PNC3 members for a pictorial listing?

I have seen nothing further about this project and would like my photo returned. I can find no such request in any *Coil Line* issue and think perhaps they were solicited by letter. Should anyone recall who tried this project, please let me know, as a friend also in the photo has a very serious health problem and this is the only picture of him that I have.

Burt Robbins

21 Pheasant Way

Centerville, MA 02632-3221

AMR plans sale with 175 PNC lots

To the Editor:

AMR is planning a Dec. 8 mail bid that includes over 175 lots of Plate Number Coil material among about 1,600 stamp lots being offered.

Among the items offered are several used singles consigned by club member Dave Cockrill. These include FOP 2915A hopping plate # 33333 with the blue plate shifted to the left resulting in incorrect number alignment and a gap after the second number, and a hopping plate on #45444 resulting in a #54444 with the #5 shifted to the left that also leaves a large gap in the plate number.

Free catalogs are available at AMR, P.O. Box 86, Flourtown, PA 19031 or visit the web site at www.AMRSTAMPS.com or e-mail AMRSTAMPS@aol.com

Jerry Lifsey

P.O. Box 86

Flourtown, PA 19031-0086

Paying 5 Times Face

for 4.80 Love Cherub lick n stick booklets
plate # 7X43-1, 7X44-1 or 7X45-1
(X = any number)

with & without red diagonal right of #.



15 STAMPS



15 STAMPS

Also want 4.80 Midnight Angel booklets
with Sc.# 3012d pane - want all stamp
removed positions - plus many positions on
9.60 Mid. Angel BK233C & BK233D books.
(write for Midnight Angel wantlist)

Doug Iams PO Box 32042
San Jose CA 95152

Nondenominated (33¢) H Coil Production Data Arrives Before Stamps

by Richard Nazar

Historically, stamp production information—specifically *cylinder combinations* (plate numbers) and *quantities printed*—has been difficult to obtain for multi-color, gravure-printed coil stamps. When this information has been released, it has always been incomplete and/or inaccurate, and sometimes it conflicted with the cylinder combinations found by collectors.

However, possibly for the first time since PNCs began in 1981, the entire printing history—including cylinder combinations and printing quantities—is available prior to the release of a USPS coil issue. Through a Freedom of Information Act (FOIA) request, I was able to acquire Bureau of Engraving and Printing (BEP) production records that included production data for the nondenominated (33¢), contingency H coils, which will be issued on November 9, 1998.

Past gravure-printed coils—such as

the (10¢) Eagle and Shield, (32¢) non-denominated G, and the 32¢ Flag over Porch—have challenged Plate Number Coil (PNC) collectors with an abundance of cylinder combinations. Luckily, the H coils will not add to the list of mighty PNC challenges. Analysis of the BEP data shows that few cylinder combinations were produced, and all of the combinations were printed in sufficient quantities to minimize the likelihood that any of the numbers will require significant premiums from stamp dealers.

The BEP produced the H stamp in four coil formats, which are as follows:

- Rolls of 100 stamps with water-activated gum
- Rolls of 3,000 stamps with water-activated gum
- Rolls of 100 self-adhesive stamps
- Rolls of 3,000 self-adhesive stamps with gaps between the stamps



The BEP began printing the H coils in May 1997 and finished in November 1997—intermixing the printing with other issues, such as the 32¢ Flag over Porch (in booklet and coil formats) and the H booklets.

Analysis of the production data indicates that:

- Four (4) cylinder combinations were used to print the 100-stamp coils with water-activated gum (1111, 3333, 3343, and 3344)
- One (1) cylinder combination was used to print the 3,000-stamp coils with water-activated gum (1111)
- Four (4) cylinder combinations were used to print the 100-stamp self-adhesive coils (1111, 1131, 2222, and 3333)
- One (1) cylinder combination was used to print the 3,000-stamp self-adhesive coils (1111)

Chronologic Printing History of the (33¢) H Coils

Gum Type	Roll Size	Start Date	End Date	Combination	Impressions
WAG	3,000	May 12, 1997	May 15, 1997	1111	176,000
WAG	3,000	May 19, 1997	May 28, 1997	1111	992,000
PSA	3,000	May 29, 1997	Jun. 10, 1997	1111	1,411,200
PSA	100	Jun. 13, 1997	Jun. 24, 1997	1111	1,516,000
PSA	100	Jul. 10, 1997	Jul. 11, 1997	1111	93,500
PSA	100	Jul. 11, 1997	Aug. 13, 1997	2222	4,950,600
PSA	100	Aug. 13, 1997	Aug. 20, 1997	3333	1,136,200
WAG	100	Oct. 10, 1997	Oct. 15, 1997	1111	426,600
PSA	100	Oct. 20, 1997	Oct. 22, 1997	1111	360,300
PSA	100	Oct. 22, 1997	Oct. 22, 1997	1131	136,000
PSA	100	Oct. 24, 1997	Oct. 28, 1997	1131	316,000
PSA	100	Oct. 28, 1997	Oct. 30, 1997	2222	405,200
PSA	100	Oct. 30, 1997	Oct. 31, 1997	3333	288,000
WAG	100	Oct. 31, 1997	Nov. 4, 1997	3333	343,300
WAG	100	Nov 4, 1997	Nov.11, 1997	3343	1,254,600
WAG	100	Nov 12, 1997	Nov.17, 1997	3344	762,500

Notes: PSA — Pressure Sensitive Adhesive, WAG — Water-Activated Gum

(33¢) H PNCs

Gum	Size	Combinations
WAG	100	1111, 3333, 3343, 3344
WAG	3,000	1111
PSA	100	1111, 1131, 2222, 3333
PSA	3,000	1111

The above table lists the cylinder combinations for each coil format. The table to the left shows the chronologic printing history of all four formats of the H coils. The cylinder combination used for each press run is identified along with the cylinder impressions. □

SNIPPETS

By Alan Thomson

New Numbers

There are three new numbers this month. The SA Bike has been found with #222 and #333. Also available is the new SA Diner with #11111 from BEP.

Scott Makes Listing Changes


The 1999 Scott Specialized Catalogue contains changes that are important to PNC collectors. All coils with a plate number are now priced as used singles. Hand in hand with this new approach is the deletion of pricing for all PS3's for Sc2123 (3.4¢ School Bus) and subsequent numbers. Coils before #2123 still show individual pricing for the strips of three. Where the shorter strip listings have been dropped, a note has been added which essentially states that the price of a PS3 is the same as a PS5 minus the face value of two stamps. While this note is not entirely accurate, it is very close to real market pricing. These changes look like a step forward.

9 November Is H Day

After two changes the Postal Service seems to have settled on 9 November as the nationwide release date for the H contingency stamp. For PNC collectors that means at least three coil formats to collect. Up to this point only coils from the BEP are known to exist as the Bureau has printed SA rolls of 100, regular gum rolls of 100 and 3,000, and SA rolls of 3,000 with a space between the stamps. Collectors have reported seeing in post office inventories nine different collectible numbers spread over the three formats. Press logs confirm this. It remains to be seen if any coils have been printed by private contract printers.

Another VP/PV Cut Flag Found

Another "A" suffix Flag number has been discovered with the new 10/10 VP/PV type die cut. Dan Kauffman has found a cover from the Chicago area bearing #13231 that has the VP cut. Many are looking but no one has reported finding rolls of this type. The addition of this number brings the VP list to six. Several of these are difficult to find, particularly #77777A. A photocopy of Dan's stamp cropped from the cover is shown below.



Stamp Venturers Name Gone

The company that was known as Stamp Venturers has taken on a new name. It now goes by the title Sennett Security Products, but still uses the plate number prefix "S". The label on a roll of 500 of the new Green Bicycle stamp includes "Produced by SSP".

Misaligned Slicing Wheels

Normally coils produced by BEP and all the private contract printers are sliced from the printing webs so that an entire stamp is 25mm tall. Sometimes the slicing wheels are not set accurately and tall or short coils result. Rob Washburn found two covers with examples of stamps on either side of the norm. The stamps on both his covers bear the number combination S22222 but one is 23mm tall while the other is 26mm tall. Below are photocopies (actual size) of the short stamp (left), a no-number normal stamp for comparison (center), and the tall stamp (right).



Green Bike 10K Splice

Did you ever find a great item when you were really looking for something else? Ron Matfeld did. He started to examine the remainder of a 10K roll of the lick and stick Green Bike, looking for a plate number/back number combination. About 10 stamps into the roll he discovered a splice. He unrolled a few more stamps and paid for his purchase. It was not until later he discovered that not only did he get the splice, but that the plate number was on the stamp next to the splice and his sought after back number was right there on the numbered stamp. Now that's real serendipity!

New Stuff To Look For

Documentation from the BEP indicates that the moisture activated gum version of the Eagle and Shield has been reprinted. The E&S last used cylinder combination 33333, but those cylinders were canceled prior to the June 1998 reprinting. Look for a new set of digits. And there has been more activity in the "dead" Transportation series in addition to the two tagging types of Canal Boat #4. There is documentation indicating Circus Wagon #2 was printed on the "F" press, probably for rolls of 10K. We all know who uses large rolls of the Circus Wagon on donation return envelopes.

New Second Ounce Rate Coil

A new 22¢ coil showing Uncle Sam is supposed to be released the same day as the "H" stamps. The roll size is supposed to be 100 and is printed by gravure. Since it was printed by BEP, the plate number interval will be 24. Those who have seen a depiction of this stamp don't think very highly of the design. Another plate number to collect.

Speculation

There may be a way to tell if a 10/10 die cut is an invert, provided the incision is style "D". If there are two ties on the peak and three ties in the valley, it probably came from an inverted die mat.

CURRENT ISSUE ROLL SIZES

10/14/98

KEY: A-100, B-500, C-3000, D-10000

EP - EMBEDDED PHOS
 SP - SURFACE PHOS
 BK - BLOCK TAG
 OA - OVERALL TAG

UT - UNTAGGED
 [xx] - NUMBER INTERVAL
 (NL) - LINERLESS
 * NEW NUMBER

Plate number intervals are shown in brackets following the stamp name. If more than one is indicated, the order is that in which the different printer's plate numbers are listed.
 Example: Juke Box [24] for BEP, [14] for Sennett Security.

32c PORCH FLAG [24][14]

#11111 A (SEMI-GLOSS)
 #11111 B, C (SHINY)
 #22221 B
 #22222 A, B (SEMI-GLOSS)
 #22222 C (SHINY)
 #22322 A, B, C
 #33333 A, C
 #34333 B, C
 #44444 A, B, C
 #45444 A
 #66646 A ALL
 #66666 A 1995
 #77767 A
 #78767 A
 #91161 A
 #99969 A
 #511111 D

32c FLAG (SA)[24][21][20][7]

#11111 A
 #22222 A
 #23222 A
 #33333 A
 #44444 A
 #45444 A
 #55555 A
 #66666 A
 #78777 A
 #87888 A
 #87888 A
 #88888 A ALL
 #88888 A 1996
 #89878 A
 #89888 A
 #89888 A
 #89888 A
 #97888 A
 #98888 A
 #99888 A
 #11111A A
 #13211A A
 #13231A A
 #13311A A
 #22222A A
 #33333A A
 #44444A A
 #55555A A
 #66668A A
 #77777A A
 #78777A A
 #88888A A

32c FLAG (SA) Cont'd

#11111 C 1997
 #S11111 D 1996
 #V11111 5000 1995
 #M11111 A 1996 (NL)

23c LUNCHWAGON [48]

#2 A, B, C
 #3 A, B, C (SP)
 #3 A (EP, DULL)
 #3 A (EP, SHINY)
 #4 A
 #5 C

20c COG RAILWAY [48]

#1 A, B, C
 #2 A, B

10c CANAL BOAT [48]

#1 A, C (BK) [32]
 #1 B, C (OA) [32]
 #1 C (EP) [52]
 #2 B, C
 #3 C
 #4 C (OA)
 #4 C (EP)

5c CIRCUS [52] [24] [14]

#1 B, C (OA)
 #1 B, C (UT)
 #A1 D
 #A2 D
 #A3 D
 #S1 D
 #S2 D

3c CONESTOGA [48]

#1 A, B, C [52]
 #2 C
 #3 C (DULL)
 #3 C (SHINY)
 #5 C
 #6 C, D

1c OMNIBUS [48]

#1 B, C
 #2 C (BK)
 #2 B, C (UT)
 #3 B, C (DULL)
 #3 B, C (SHINY)
 #3 C (SEMI-GLOSS)

32c ROSE (SA) [24]

#1111 A
 #1112 A
 #1122 A
 #2222 A
 #2223 A
 #2333 A
 #3344 A
 #3444 A
 #4455 A
 #5455 A
 #5555 A
 #5556 A
 #5566 A
 #5666 A
 #6666 A
 #6677 A
 #7777 A
 #8888 A

20c BLUEJAY [14]

#S1111 A

20c PHEASANT [24]

#1111 A

1c KESTREL [24]

#1111 B, C

(5c) BUTTE [14]

#S111 C, D
 #6222 C
 #5333 C

(5c) BUTTE (SA) [21]

S111 D

(5c) MOUNTAIN[24][14]

#1111 B, C
 #S111 D

(5c) MTN (SA) [21] [15]

#1111 C
 #V222222 D
 #V333323 D
 #V333333 D
 #V333342 D
 #V333343 D

(5c) WETLANDS [14]

S1111 D

(10c) AUTO [14]

#S111 B, C, D
 #S222 B, D
 #S333 B, C

(10c) AUTO (SA) [21]

#S111 D

(10c) GREEN BIKE [14]

#S111 B, D

(10c) G. BIKE (SA) [21]

#111 D
 #221 D
 #222* D
 #333* C

(15c) TAIL FIN [24][14]

#11111 C
 #S11111 D

(15c) TAIL FIN (SA)[21]

#S11111 D

(25c) JUKE BOX [24][14]

#111111 B, C
 #212222 C
 #222222 C
 #332222 C
 #S11111 D
 #622222 D

(25c) JUKE BOX (SA)[21]

#111111 C
 #222222 D
 #S11111 D
 #622222 D
 #M11111 D [7] (NL)

(25c) DINER (14)

#S11111 D

(25c) DINER (SA) [21]

#11111* D

Thanks to H. Fearonce, A. Malakoff and R. Nazar for information this month.

NOTE: The 1c,5c and 10c Transportation coils have returned to the list because of recent reprintings or information about those values.

INCIDENCE OF REPORTED PNC COMCL COVERS BY NUMBERS

FLAG OVER PORCH (perf)

11111 5981
 22221 .. 58
 22222 3545
 22322 ... 160
 33333 9663
 34333 440 //
 44444 6708
 45444 2167
 66646 3823
 66666 .. 99
 77767 2814
 78767 451
 91161 .. 74
 99969 ... 224
 S11111 .. 38

**"HOWGOZIT" Chart
 (increments=100)**

<u>CONESTOGA WAGON</u>	
1	.. 1
2	.. 3
3	.. 43
5	.. 12
6	.. 25
<u>CIRCUS WAGON</u>	
A1	.. 3
A2	.. 4
A3	.. 3
S1	.. 15
S2	.. 18
S3	.. 5

FLAG OVER PORCH (self adhesive)

11111 2045
 22222 3782
 23222 1075
 33333 1815
 44444 4042
 45444 4290
 55555 3374
 66666 7310
 78777 6048
 87888 ... 127
 87898 663
 88888 3708
 88898 .. 33
 89878 817
 89888 ... 194
 89898 605
 89899 .. 25
 97898 347
 99899 ... 115
 99999 20364 //

<u>LUNCH WAGON</u>	
3	.. 49
4	.. 20
5	.. 2
<u>BLUE JAY</u>	
S1111	.. 88

11111A 421 //
 13211A .. 42
 13231A 726
 13311A 613
 22222A 309
 33333A 336
 44444A 857
 55555A 650
 66666A 613
 77777A 259
 78777A .. 9
 88888A .. 27
 M11111 .. 34
 S11111 .. 53
 V11111 .. 8
 L1111(97). 5

<u>YELLOW ROSE</u>	
1111	.. 143
1112	.. 191
1122	.. 341
2222	.. 87
2223	.. 34
2233	.. 59
2333	.. 400
3344	.. 318
3444	.. 85
4455	.. 274
5455	.. 17
5555	.. 1287
5556	.. 136
5566	.. 361
5666	.. 182
6666	.. 670
6677	.. 33
6777	.. 4
7777	.. 1038
8888	.. 0

THE FERRYBOATS HAVE DEPARTED

(NARRATIVE ELSEWHERE)

SA DIE CUT FREQUENCY - FLAG OVER PORCH

Plate	9/10	10/10	10/11	11/10	11/12	12/11	12/12	Total
11111	724							724
22222	826							826
23222	447							447
33333	658							658
44444	1954							1954
45444	1947							1947
55555	1862						55	1917
66666			3	458	1909	2	324	2695
78777		8		1599				1607
87888				27				27
87898		83		66				149
88888		312		609				921
88898		4	1					5
89878		18		199				217
89888				45				45
89898		53		46				99
89899		6						6
97898		8		50				58
99899		8		7				15
99999		1873		1275				3148
9.9999		3		37				40
11111(97)	1	3						4
	PV/VP	VP/PV						
11111A	142							142
13211A	29							29
13231A	347	1						348
13311A	426							426
22222A	36	50						86
33333A	178							178
44444A	90	18						108
55555A	83	28						269
66666A	99	43						142
77777A	120	1						121
78777A								0
88888A	4							4

This chart is comprised of known nos. and cuts and is believed to be representative of all totals - percentagewise. Only those stamps positively identified are listed. As new numbers and cuts are noted they will be included as informational items. Hope you find it interesting and useful.



INCIDENCE REPORT NARRATIVE

This issue's report includes all CL items through the September journal and 3074 PNC covers from MD and CA sources. The perforated gummed stamps are definitely on the not-used list, save for the occasional usages from vending machines and from low mailing personages who still have previously purchased rolls. As we anticipate the "H" Hat issues before this chart next appears, as well as other issues, this chart will be the swan song for the Flag Over Porch varieties--unless significant quantities of any PN of the listed items occur. This, of course will be reported.

1999 purports to be an exciting year with several new and significant coil items on the list for us to chase. We can look for the "H"s to be in the mailstream before the end of the year with others to follow shortly. Happy hunting and keep all informed on new finds.

My thanks are again extended to those contributors who help to make the chartings possible and worthwhile as an informational tool. The recognition of types and numbers are helpful in determining values and availabilities.

Dan Kauffman

LET'S TALK FLAGS AND PORCHES!

As we approach the termination for the Flag Over Porch issue, perhaps a comprehensive look at the issue in its entirety is in order, particularly the coils, their varieties, conjectures and the future. This treatise, then, will address these areas from a subjective viewpoint of what was, is, and may become.

As the largest single design definitive stamp issue with PNCs produced to date, there is much to talk about.

The issue appeared with an unstable beginning early in 1995. The originally planned date of issue, May 19, 1995, was changed, according to USPS, to accommodate the heavy demand for self-adhesive stamps. Therefore, the self-adhesive convertible booklets panes and self-adhesive coils were issued a month early on April 18, 1995 at Washington, DC. The first convertible panes were produced by Avery Dennison and inscribed with a small year date. They carried the plate number Vlllll. Due to the printing difficulty of number clarity, subsequent panes carried a larger year date. The early panes command a premium price and used items are very difficult to find.

The coil year date inscription was larger from the onset and was continued throughout the production which are spaced apart and have the liner visible above and below the stamps. They, too, carry the Vlllll plate number at 20 stamp intervals on rolls of 5,000. A small tempest erupted on the announcement that a micro-perf line would be applied to the backing paper at the number stamp to facilitate separation into strips of 20. This was at odds with the collecting format and was soon changed to mid-strip.

Covers with the PNC Vlllll are scarce. Even the Fulfillment Center had difficulty supplying both of the

versions, booklet and coil, on FDCs. The supply was short lived and was published only in Linn's.

The remainder of the formats, water activated panes, booklets and coils produced by BEP, and a coil version by Stamp Venturers, were issued as previously planned at the Denver, CO show.

The BEP varieties are inscribed with a red year date and the Stamp Venturers year date is blue. There are 14 known L/S plate numbers from BEP with two glue varieties; shiny and low gloss on lllll & 22222. The SV coil carries an Sl1111 at 14 stamp intervals and has a counting number on the back at ten stamp intervals on rolls of 10,000. BEP processed rolls of 100, 500 and 3000. PNs are at 24 stamp intervals. There are imperf and misperfed varieties on several numbers.

As demands and usage of self-adhesives shot upwardly, the BEP began to produce this type of stamp. Early issues were produced with simulated perfs (die cut) applied on the print presses. Gumming and faults slowed the printing process and the die cutting was moved to the coiling operation. New die cutting mats produced different size cuts and different varieties were thereby produced. In addition, different incision types were noted and cataloged. As new plates were required to satisfy stamp production, new plate numbers were found. Some runs were relatively low on some plate numbers and the supply was less than demands. Prices then escalated as no new finds were made on several numbers which remain high cost items today. Even with new finds on some numbers, the supplies were small and remain scarce. These numbers will continue to be pricy, and as production closes, will continue their upward trend. The opportunity for acquisition will also diminish as new collectors join the ranks and supplies disappear.

(continued, see FLAGS)

FLAGS (con't)

As the BEP approached the end of the single digit production and new plates were needed for additional stamps, a reuse of the 9s were employed to designate the new plate numbers. This broken covenant infuriated the PNC collecting community and BEP subsequently employed a letter suffix to designate succeeding plates bearing previously used numbers rather than double digits to denote those new production plates. Even these new numbers produced a variety as die cuts were noted in reverse incidence as had been known.

New cuts are yet being discovered as a reverse cut, previously unknown, has recently surfaced. 13231A was found with a VP/PV reverse die cut. It is reasoned a web or partial web set back and unprocessed was ultimately brought to the fore and coiled. No other strips have appeared. Will there be others? To surmise there might be is probably a long shot as the majority of the webs are processed promptly and no other early numbers have been found.

Not counting fly speck varieties, there are 54 self adhesive different collectable strips or used singles, counting die cut varieties from BEP alone. Some die cuts reversed are, and probably always will be, unobtainable; the quantity discovered are so few. Others are known in used condition only. There is no known census on the rare stamps - but there should be. It seems many are reluctant to impart such information or no formal pursuit of it has been initiated. The following is a list of the FOP numbers as I see them. Values are from 1 to 10 in the neighborhood of \$5 per increase and scarcity of items.

Water-activated, perfed

11111	Shiny gum, red 1995, thin #	1
11111	Low gloss, red 1995 thick#	1
22221	Red 1995	2
22222	Shiny gum, red 1995, thin#	1
22222	Low gloss, red 1995, thick#	1
33333	Red 1995	1
34333	Red 1995	2
44444	Red 1995	1

45444	Red 1995	2
66646	Red 1995	1
66666	Red 1995	3
77767	Red 1995	1
78767	Red 1995	1+
91161	Red 1995	2
99969	Red 1995	1+
S11111	Blue 1995	2

Self -adhesive, die cut

11111	Red 1996, abutting	1
22222	Red 1996	1
23222	Red 1996	2
33333	Red 1996	1
44444	Red 1996	1
45444	Red 1996,	1
55555	Red 1996,	10/10 1
55555	Red 1996	12/12 3
66666	Red 1996, reverse	10/11 10+
66666	Red 1996, abutting	11/10 1
66666	Red 1996,	11/12 1
66666	Red 1996, reverse	12/11 2+
66666	Red 1996, abutting	12/12 2
78777	Red 1996,	10/10 10+
78777	Red 1996,	11/10 1
87888	Red 1996,	4
87898	Red 1996,	10/10 2
87898	Red 1996,	11/10 3
88888	Red 1996,	10/10 1
88888	Red 1996,	11/10 1
88898	Red 1996,	10/10 7
88898	Red 1996, reverse	10/11 10+
89878	Red 1996, abutting	10/10 3
89878	Red 1996,	11/10 2
89888	Red 1996,	2
89898	Red 1996,	10/10 1
89898	Red 1996,	11/10 2
89899	Red 1996,	10+
97898	Red 1996,	10/10 3
97898	Red 1996	11/10 2
99899	Red 1996,	10/10 2
99899	Red 1996,	11/10 3
99999	Red 1996,	10/10 1
99999	Red 1996,	11/10 1
11111A	"	PV/VP 1
13211A	"	PV/VP 2
13231A	"	PV/VP 1
13231A	"	VP/PV 10+
13311A	"	PV/VP 1
22222A	"	PV/VP 1
22222A	"	VP/PV 2
33333A	"	PV/VP 1
44444A	"	PV/VP 1
44444A	"	VP/PV 1
55555A	"	PV/VP 1

(continued)

FLAGS (con't)

55555A	Red 1996, abutting	VP/PV	1
666666A	"	PV/VP	1
66666A	"	VP/PV	1
77777A	"	PV/VP	1
77777A	"	VP/PV	1
78777A	"	PV/VP	1
88888A	"	PV/VP	1
S11111	Blue 1996, spaced	BN @ 10	4
M11111	Blue 1996,	Linerless	5
V11111	Blue 1995, spaced,	BN	5
11111	Red 1997, spaced &	BN 9/10	6
11111	Red 1997	10/10	6

In addition to these items, there are malaligned die cuts, jumping numbers where the second digit misaligns in front of the first tan number, such as 98878(89878) 2 found, 78898(87898) 1 found, 54444(45444) 1 found, and 44444(44444) 1 found, and split numbers where one number appears on a stamp ahead or behind the PN stamp with the other four, such as 5-5555 and 9999-9. These as well as CPV (constant plate varieties) items as 9.9999 and others. One of the jumping numbers recently sold for \$255 in a PNC3 auction.

There are 4 different die cut incision styles which appear on different die cut numbers, some have as many as three per number.

If one were to pursue and display all of these varieties, it would become a full time job!


As the issue dwindles in usage and supplies are exhausted, no more strips will be available and those in dealers and collectors hands will represent the issue's supply. Prices will escalate in future years much like the 18¢ Flag and Anthem issue. The rare and scarce items will rise markedly in prices while the more common will rise modestly in relationship with their available numbers. No totally complete collection of this issue will probably ever be achieved unless some multi-millionaire decides it is a good pursuit. Wouldn't that be an undertaking? It's difficult enough just to list 'em!

And some collect and display the back numbers, too!


by Dan Kauffman
P.O. Box 133
Clearlake Park
CA 95424

die cut

by Dan Kauffman




THE PN SEERS




32¢ Yellow Rose Coil Stamp Die Cut Varieties *by Richard Nazar*

The 32¢ Yellow Rose self-adhesive coil stamp was originally issued on August 1, 1997. Since that time, the Yellow Rose coil stamp has been the only 32¢ (first-ounce, first-class letter rate) self-adhesive, 100-stamp coil alternative to the Flag over Porch design. Like the Flag over Porch self-adhesive coils of 100 stamps, the Yellow Rose coil stamps were produced by the Bureau of Engraving & Printing (BEP), and they exist with multiple die cut incision styles. However, in contrast to the Flag over Porch coils, the Yellow Rose coil stamps are known only with the 10/10 [PV/VP] die cut and *only two* die cut incision styles. To date, the Yellow Rose coils have been found only with either Style A or Style B die cut incisions (See illustrations below). The adjacent table shows (with an X) the reported incision style varieties for each known cylinder combination of the Yellow Rose coil stamps.

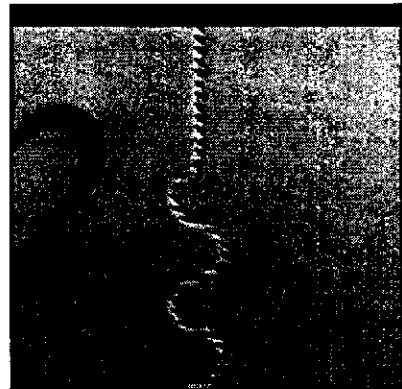
Die Cut Incision Varieties on 32¢ Yellow Rose PNCs				
Scott No.	3054			
Die Cut Peak Count	10/10			
Peak-Valley Method	PV/VP			
Actual Stamp (shown at 100%)				
Incision Style	A	B	C	D
1111	X			
1112	X			
1122	X	X		
2222		X		
2223		X		
2233		X		
2333		X		
3344		X		
3444		X		
4455	X	X		
5455	X			
5555	X			
5556	X			
5566	X			
5666	X			
6666	X			
6677	X			
6777	X			
7777	X			
8888	X			

Notes: X — denotes that the cylinder combination has been reported with this incision style.

©1998, Nazar Publications, Inc.



Style A — has ties in the serpentine die cut, but no ties in the straight top and/or bottom die cut.



Style B — has closely-spaced ties (approximately 9 per peak) throughout the complete die cut.

More than two die cut incision styles *may* exist on Yellow Rose coil stamps. This is possible because the Yellow Rose coil stamps were printed and processed by the BEP during the same period as the self-adhesive 10/10 die cut Flag over Porch coils of 100 stamps, which exist with Style A, Style B, and the following die cut incision styles:

- Style C — has no ties in the serpentine or straight portions of the die cut.
- Style D — has widely-spaced ties (3 per peak on the left side of the stamp and 2 per peak on the right side of the stamp) throughout the complete die cut.

It is unlikely that Yellow Rose coil stamps exist with die cuts other than 10/10 because the BEP had already standardized the 10/10 die cut by the time the Yellow Rose coil stamps first went to press on March 21, 1997. However, it is possible that the Yellow Rose coil *may* exist with the 10/10 [VP/PV] die cut, which exists on some of the more recent Flag over Porch coils with the "A" suffix on the cylinder combination (plate number).



10/10 [VP/PV] - Does it exist on the Yellow Rose?

So, check your collection and report new varieties to Richard Nazar, Editor and Publisher of *The Plate Number Coil Catalog*, at P.O. Box 7307, Somerset, NJ 08875 or via e-mail to rnazar@erols.com □

[Contributors of incision style information for this table include the following PNC³ members: Brian Engler, Doug Iams, Jim Fowler, Michael Mules, and Alan Thomson.]

PNC BACK NUMBER CHECKLIST

WATER ACTIVATED

(5c) BUTTE

S111	BLACK	4T	4B	5T	5B
	PURPLE	4T	4B	5T	5B
	PINK	4T	4B		
S222	BLACK	4T	4B		
	PURPLE	4T	4B		
	PINK	4T	4B		
S333	BLACK	4T	4B		
	PURPLE	4T	4B	5T	5B
	PINK	4T	4B		

5C CIRCUS WAGON

S1	BLACK	5T		
	PURPLE	5T	5B	
S2	PINK	5T	5B	

(5c) MOUNTAIN

S111	PINK	5T	5B
------	------	----	----

(5c) WETLANDS

S1111	PINK	5T	5B
-------	------	----	----

(10c) EAGLE AND SHIELD

S22222	BLACK	5T	5B	
	PURPLE	5T	5T-U	5B

(10c) AUTOMOBILE

S111	BLACK	3T	3B	4T	
		4B	5T	5B	
	PURPLE	3T	3B	3M	4T
S222	BLACK	5T	5B	5T	5B
	PURPLE	3T	3B	5T	5B
	PINK	3T	3B	4T	4B
S333		5T	5B**		

(10c) BICYCLE

S111	PINK	3T **	3B **
		5T **	5B **

(15c) TAIL FIN

S11111	PURPLE	5T	5B
--------	--------	----	----

(25c) JUKE BOX

S11111	BLACK	5T	5B	5M
	PURPLE	5T	5B	
S22222	PINK	5T	5B	

(25c) DINER

S11111	PINK	5T	5B
--------	------	----	----

(32c) RED "G"

S1111	BLACK	4T	4B		
	PURPLE	4T	4B	5T	5B

32C FLAG OVER PORCH

S11111	BLACK	5T	5B	5D
	PURPLE	5T	5B	
	PINK	5T	5B	

NOTICE: I BELIEVE THAT THE 5c CIRCUS WAGON S1 5 BOTTOM BLACK EXISTS - PLEASE CHECK YOUR HOLDINGS AND ADVISE IF YOU HAVE THIS ITEM.

SELF ADHESIVES

(5c) BUTTE

S111	BLACK	5T	5B
	PINK	5T	5B

(5c) MOUNTAIN

V222222	BLUE	5M-U	
V333323	BLUE	5M	
V333333	BLUE	5M	5M-U
V333342	BLUE	5M	
V333343	BLUE	5M	
#1111	GREEN	4T	

(10c) AUTOMOBILE

S111	BLACK	5T	5B	
	PINK	5T	5B	5M

(10c) EAGLE AND SHIELD

S11111	BLACK	5B		
	PURPLE	5T		
	PINK	5T	5B	5M

(10c) BICYCLE

#111	GREEN	4T **	4B **	
#221	GREEN	4T **	4B **	4M **
#222	GREEN	4T **	4B **	

(15c) TAIL FIN

S11111	BLACK	5T	5B	
	PINK	5T	5B	5M

(25c) JUKE BOX

S11111	PINK	5T	5B	5M
S22222	PINK	5T	5B	
#111111	GREEN	4T	4B	
#222222	GREEN	4T **	4B **	

32c FLAG OVER PORCH

S11111	BLACK	5T	5B	
	PURPLE	5T	5B	
	PINK	5T	5B	5D 5M

(L10/R10) FOP

#11111	GREEN	4T	4B
--------	-------	----	----

(L9/R10) FOP

#11111	GREEN	4T	4B
--------	-------	----	----

** = NEW LISTINGS (14)

KEY: T=TOP; B-BOTTOM; M-MIDDLE;

D=DOUBLE; U=UPSIDEDOWN

PREPARED BY: JOHN LARIMER

1042 CLUBLAND CT. MARIETTA, GA 30068-2501

770-973-5743

JONMAR@GATEWAY.NET


COMMERCIAL COVERS

Installment #92




Rob Washburn
P.O. Box 840
Skowhegan, Maine 04976-0840

RECYCLE & REUSE? NOT ALWAYS!

My installment #89 "Postage Prepaid" illustrated several self-addressed, stamped covers in which the envelope and postage were provided by the DAV or some other mass mailer in an effort to encourage a response to its solicitation. Sometimes those stamps are used as intended, but lots of times those unused stamps are removed from the SASE and put on another envelope and sent through the mailstream. I've seen covers where the stamp had obviously been previously soaked or torn off or even covers where a portion of the envelope around the stamp was cut out and stuck onto another envelope. Although my own preference is to keep the original entire unused SASE, you really can't argue with such smart and frugal use of such postage. The covers below feature such usages.




The cover on the left features (5) 5¢ Milk Wagon coils including plate #1, plus a 4¢ Steam Carriage, soaked from an envelope and scotch taped on this letter (12/10/91 cancel). The original source of the coils was possibly a DAV SASE, like the one on the right.




29¢ Flag/Mt. Rushmore #Alllll usages. These stamps came from rolls of 10,000 and were likely provided by a mass mailer like the one on the right.

There's another type of "recycling" of postage that may seem frugal, but you should not be doing it. I am talking about the removal and reuse of junk mail postage, i.e. precancelled and service inscribed coils. They don't look like used postage since the stamps are not cancelled. Nevertheless, reuse of such postage is illegal. Still, I've seen quite a few of these reused coils on covers. Some get through the mailstream without being caught by postal authorities, others do not. Check out the following covers.



5.9¢ Prec. #4 reused on a letter to a sweepstakes. The light appearance of the stamp indicates that it had been previously soaked. This cover is the earliest known usage of 5.9¢ Prec. #4 (7/20/83). Postal authorities did not catch this one.



Here's a couple that were caught by the postal authorities. The cover on the left features a reused 18¢ Washington Monument precancel coil. The cover on the right features a reused 25¢ Jukebox #S1111 and 5¢ Butte.

The following EKU PNC covers were reported this month: 32¢ Flag/Porch SA #78777A (PV/VP) (8/12/98), #88888A (PV/VP) (8/12/98).

Add Liechtenstein to the list of countries in which PNC covers have been found. Also, another non-profit rate cover using the 2¢ Locomotive has been found. The mailer was "Donald Lambro, National Chairman, End Government Waste NOW!". My thanks go out to Burt Robbins and Ken Cherry for their reports this month.

COVER OF THE MONTH

425 Second Street, NE
Washington, DC 20002

CERTIFIED

P910851515

Personal and Confidential

MAIL



Dr. Daniel H. Flanders
2 Virginia Court
Rexford, NY 12148-1321



on hold.

FIRST NOTICE 1/10/95
SECOND NOTICE _____
RETURNED _____

The above cover featuring the 25c Diner #S1111 is a certified mail usage from August, 1998 and was sent by the Republican National Committee. (Cover courtesy of Scott Adams.) (If you have a candidate for *Cover of the Month*, please send a photocopy of your cover against a black background to Rob Washburn, P.O. Box 840, Skowhegan, Maine 04976-0840.)

TOP PRICES PAID

Paying a minimum of \$10 for any PNC commercially used cover listed below:

- | | |
|--|---|
| any 5c Mountain self-adhesive number | 19c Rowboat #S111, #A7679, #A7667, #A7779, |
| 18c Washington Monument Prec. #11121, #43444 | A1112, & A5555 (untagged) on postcard |
| 29c Flag/White House #18 used during 1994 | 25c Jukebox self-adhesive: #M11111 & S1111 (1997) |
| 21.1c Letters Prec. both numbers | 15c Tailfin any number on postcard |
| 11c Caboose Prec. #1 | 24.1c Prec. #1 |
| 10c Eagle/Shield #A12213, #A88889, | 5c G both numbers |
| #A 11 10 10 10 11 | 7.4c Baby Buggy Prec. #2 |
| 32c G #A2211, #A3114, #V1111 | 20c Pumper #2 |
| 13c Police Patrol Wagon #1 on postcard | 22c Flag #6 |
| any variable rate PNC | 23c Flag Prec. #A112 |
| any PNC cover with postage due stamps | any Cottrell Press Prec. PNCs |

Covers must be undamaged and be used during the normal period of use.

I have been a serious collector, buyer and sometimes seller of modern U.S. postal history, especially PNC covers, since 1981. I am currently working on my first exhibit of PNC postal history, and if you have any of the above covers available, let me make you a generous offer.

Rob Washburn, P.O. Box 840, Skowhegan, Maine 04976-0840, (207) 474-8021.

Ads

EXHIBITOR SEEKING 3.4c School Bus and 7.4c Baby Buggy (w/w.o plate number) on commercial cover, FDI or collector covers from the 1980s. Send description and asking price to Ken Cherry, 43 Constitution Ave., Spring Grove, PA 17362 or e-mail: cherry@cyberia.com

FULL SEALED ROLL of 500 Scott #842, 3c Jefferson - \$40.00 ppd. Michael Mules, P.O. Box 342, Big Bend, WI 53103 (414) - 318-0880.

SEND FOR MY USED PS1, mint PS5 and used PNC strips list. Everything is top quality and the prices are GREAT! A 32c SASE would be appreciated. John Himes, P.O. Box 453, Cypress, CA 90630-0453.

IMPERF PAIRS #1895 .20 Flag \$4.00; 2113 .22 Flag \$6.00; #2134 .14 Iceboat \$60.00; #2281 .25 Honeybee \$20.00; #2609 .29 White House \$8.00. All F/VF, MNH postpaid. Michael Mules, P.O. Box 342, Big Bend, WI 53103.

SELLING COLLECTION OF mint PS5s, VF-XF. Also have some early PS3s. Collection is 80%+ complete up to the early FOP. Send your list of needs with your best offer. I'll consider any reasonable offer. Send SASE for my list of prices. Paul Dixon, 2023 41st Ave. NE, Salem, OR 97305.

Scott# 2602 E/S PS7 A11111, \$2.00 with SASE. Scott #1811 1c dull gum PS7 with joint line \$1.50 with SASE. The latter is an Americana issue. Ken Moreau 402 Coronation Dr., Franklin, MA 02038 Phone/Fax (508) 528-9028.

SPECIAL: 18c Surrey plate #3 and #4 Mint, NH, VF PS5s \$65 per strip or \$110/set. Michael Mules, P.O. Box 342, Big Bend, WI 53103 (414) 318-0880.

Membership

(Continued from previous page)

New or changed e-mail:

Gene Trinks - gctrinks@sprynet.com

Don Eastman - easte@landmarknet.net

Rob Kutz - cgtrader@erols.com

John Peterson - jkpete@pacbell.net

PNCs in other publications

New information for Bicycle, Diner FDCs, p. 8, *Linn's Stamp News*, Oct. 12, 1998.

New Diner self-stick; Bike in new roll size, p.2, *Linn's Stamp News*, by Steve Esrati., Oct. 12, 1998.

Surprise coils from BEP were released Sept. 30, p.3, *Stamp Collector*, Oct. 5, 1998.

New issues keep PNC collectors busy, p.24, *Linn's Stamp News*, by Steve Esrati, Sept. 14, 1998.

USPS offers explanation for recent surprise issues, p. 10, *Linn's Stamp News*, by William Menker, Sept. 14, 1998.

USPS explains recent stamps, p.3, *Stamp Collector*, Sept. 14, 1998.

PNC club plans regional meetings, p. 26, *Stamp Collector*, Sept. 21, 1998.

Hat stamp debut Nov. 19, p.2, *Linn's Stamp News*, Sept. 21, 1998.

Hat stamp date is unconfirmed again, p.10, *Linn's Stamp News*, Sept. 28, 1998.

Goodbye, Flag Over Porch Stamo; make room for Flag Over City, p. 2, *Linn's Stamp News*, Sept. 7, 1998.

New 10c Canal Boat varieties discovered, p. 10, by Steve Esrati, *Linn's Stamp News*, Aug. 10, 1998.

New Rose multiple error resurfaces, p.1 &35, by Wayne Youngblood, *Stamp Collector*, Aug. 3, 1998.

Yellow Rose error roll his \$5,750 at auction, p. 11, *Linn's Stamp News*, July 27, 1998.

'H' Stamps needed?, letter from Richard A. Carlson, Portland, OR, to *Linn's Stamp News*, p.4, July 27, 1998.

Holiday deadlines tight

Please note that your editor and distribution agent intend to hold tight to the 15th of the month deadlines in November and December.

Both of these dates are within 10 days or so of the holidays and getting *Coil Line* out of the way so that we can enjoy the season will be a priority.

Coil Line has been packed with information the last several months and with the rate change, it looks like the trend will continue. Thanks for your continued help and cooperation - Harold Brown

Coil Line is your monthly 'house call' on active collectors of PNCs.

Ad rates are low:

Full page: \$42 a month

Half page: \$24 a month

1/4 page: \$12 a month

There is no extra charge for illustrations that the advertiser provides.

You don't have to be a dealer-just someone who wants to turn a stack of duplicate material into cash or find a trading partner.

Send ad copy with payment by the 15th of the month to:

Harold Brown

909 Parker St.

Bowling Green, OH 43402

(Make all checks payable to

Membership

Names of applicants are published for members to review. Any member who questions the suitability of a prospective member should contact the chairperson of the Membership Committee, Joann Lenz, 37211 Alper Drive, Sterling Heights, MI 48312, with the objection. The committee will recommend for or against membership.

New applicants:

Charles L. Still
15826 N E 184th St.
Holt, MO 64048-8803

Amos Crisp
219 Longwood Dr.
Huntsville, AL 35801

Margaret Powell
P.O. Box 665
Reidsville, GA 30453-9279

John L. Wagner
1102 8th Ave. Apt. 209
Seattle, WA 98101-2702

Changes of address:

Phillip Haase
20189 Island Estate Dr.
Grosse Ile, MI 48138

David Mintz
13515 Leith Ct.
Chantilly, VA 20151-3318

Rob Kutz
P.O. Box 747
Arnold, MD 21012-0747
(410) 349-0796

Eugene Savitt
10287E. Mallow Cir.
Scottsdale, AZ 85259-8506

Dick Carvel
o/c #306 1300 A1A S.
Jupiter, FL 33477
(until early May 1999)

Slide shows available

Members interested in obtaining PNC slide shows for use at local club meetings and stamp shows should contact John Peterson, 6605 Bell Bluff Ave., San Diego, CA 92119-1147 or call 619-265-2916.
jkpete@pacbell.net

PNC³ meetings

A monthly listing of scheduled Regional and Annual Meetings will be published in *Coil Line*.

Regional Meetings are to be arranged through John Peterson, Regional Meeting Committee Chairperson, 6605 Bell Bluff Ave., San Diego, CA 92119-1147. 619-265-2916.

Please contact John as far in advance as possible.

It would be helpful if someone involved with the planning or attending the meeting would submit a report to *Coil Line*.

Chicagopex 98 - Nov. 7 1998. Noon to 2 p.m. at the Rosemont Convention Center, 5555 W. River Road, Rosemont, IL. See front page of this issue for details.

Contact is John Dahlstrom II

ARIPEX - Jan. 22-24 Tucson, AZ, Tucson Convention Center, Dick Koenig, P.O. Box 31872, Tucson, AZ 85751 520-886-7754 or 520-760-6090.

PIPEX - Umpqua Valley Stamp Club Show, Oct. 18. Contact Larry Crain, P.O. Box 4395, Medford, OR 97501-0170 503-779-9462.

Sarasota National Stamp Exhibition - 10 a.m. Saturday, Feb. 6, Sarasota Exhibition Hall, Sarasota, FL. Contact Tom Haire at 16275 Bobcat Dr., Ft. Myers FL 33908 (after Nov. 1) 941-433-1084.

COIL LINE

Published monthly as the journal of the Plate Number Coil Collectors Club, also known as PNC³. Copy must be in the hands of the editor no later than the 15th of the month to be considered for the next issue. The October issue was mailed Sept. 24.

President: Gene Trinks, 3603 Bellows Ct., Troy, MI 48083.
gctrinks@sprynet.com

Distribution: Alan Thomson, P.O. Box 91, Northwood, NH 03261 or mrsnips@tds.net Mailed under Bulk Rate permit No. 1, Northwood, NH 03261. Back issues are available but please write to Alan in advance detailing what you would like to obtain. Please include an SASE. There is a charge.

Changes of address: Should be sent to and membership applications are available from Don Eastman, Secretary, 24 Bemis St., Berlin, NH 03570. east@landmarknet.net

Mailing list: Rental of the club mailing list is available. A one-time usage of labels costs \$50. Contact the secretary (above).

Dues: Are \$10 per year (\$15 for First Class mailing of *Coil Line*, \$15 for Canada and Mexico and \$20 for all others) and should be sent to Tom McFarland, Treasurer, P.O. Box 756 Princeton Jct., NJ 08550.

Advertising rates: Are \$42 for a full page, \$24 for 1/2 page and \$12 for 1/4 page per issue. A check or money order made payable to PNC³ must be submitted with the advertising copy. All copy should be sent to the Editor, 909 Parker St., Bowling Green, OH 43402-2107.
E-mail - halallen@wcnet.org

Members: Are entitled to two, 40-word ads per year at no charge. Word ads are available at six cents per word per issue to nonmembers and those members who have used their free ads.

Attach lot here

Plate Number Coil Collectors Club Consignment Sheet
Photocopy this page. A separate sheet is required for each lot.

PNC³ Auction Consignment deadline date: November 25, 1998

Please Note: There is a 50-cent charge per lot.

- 1) Use a separate consignment sheet for each lot.
- 2) Keep this entire page intact and attach lots in a glassine with tape to the top half (do not use staples). I understand that this may not be possible for longer strips.
- 3) **LIMIT YOUR CONSIGNMENTS TO 25 LOTS.**
- 4) As I still find that there is no totally acceptable definition of a commercial cover, all covers will be listed as First Day Covers or Other Covers. There will be no exceptions.
- 5) If you do not state a minimum bid, your lot(s) will go to the highest bidder regardless of the price(s) realized.
- 6) Do not enter anything under Lot # on the consignment sheets.
- 7) Bidding increments are: \$0.00 to \$4.75/25c \$5.00 to \$9.50/ 50c \$10 to \$49.75/\$1 \$50 to \$97.50/\$2.50
\$100 to \$495/\$5 \$500+/\$10

OWNER IDENTIFICATION

Name _____ PNC³ number _____

Address _____

_____ State _____ Zip _____

Phone _____

Lot#	Scott#	Description of material	Minimum Bid (see rules above)
------	--------	-------------------------	-------------------------------

It is assumed that all mint material is never hinged, with undisturbed gum, sound perfs, etc. If otherwise, please note under faults. Used materials are assumed to be unhinged with sound perfs, etc., If otherwise, please note under faults.

For COTTRELL issues please grade both design centering and line centering.
Centering-Overall for non-Cottrell issues or Cottrell designs (see grading notes)
(Circle one)

Ave F F/VF VF XF S

Centering (line) Cottrell issues only (circle one)

Ave F F/VF VF XF S

Faults (describe below)

Buyer # Hammer price

SEND TO: PNC³ Auctions c/o Joe Sedivy, P.O. Box 41602, Chicago, IL 60641