


# PNC<sup>3</sup>

# Coil Line



Journal of the Plate Number Coil Collectors Club PNC<sup>3</sup>  
<http://www.geocities.com/Heartland/Hills/6283/>  
February 1, 2000  
Vol. 13, No. 2  
Whole Number 138

**Gene Trinks, President**  
3603 Bellows Ct.  
Troy, MI 48083  
248-528-1857

#### Board Members

Jim Perry, VP	Joann Lenz, At Large
Don Eastman Secy.	Dick Koenig, At Large
Tom McFarland, Treas.	Gene Ernst, Past Pres.

**Harold A. Brown, Editor**  
909 Parker St.  
Bowling Green, OH 43402  
419-352-7900 ([halallen@wcnet.org](mailto:halallen@wcnet.org))

## Call for nominations for officers

*Deadline to declare intentions is March 31, 2000*

It is time to prepare for our club's bi-annual elections. The Nominating Committee is chaired this year by Pat Buse, P.O. Box 709, Covington, KY 41012.

Any member in good standing is eligible to run for any of the offices or for the position of Member-at-Large. The seven-member Executive Board is composed of the officers (President, Vice-President, Secretary, and Treasurer); the most recent Past President; and two Members-at-Large.

The duties of these positions are found in the Club Bylaws (everyone received a copy upon acceptance into membership). For those who may have misplaced theirs, a copy may be found on our Web site ([www.geocities.com/Heartland/Hills/6283](http://www.geocities.com/Heartland/Hills/6283)) or may be obtained through Secretary Don Eastman (or from another member).

The call for nominations from the membership is now open. Any member wishing to run for an office should contact Pat at the address above for consideration. A member wishing to nominate another member may do so by petition, as well.

Nomination by petition is accomplished by having 5 members in good standing nominate an individual for the position by signing a nominating petition and forwarding it along with a brief biography of the nominee and the individual's proposed program of activity to Pat.

This must be accomplished by the end of March so that the May newsletter may contain a list of all nominees and their information. Members will have about a month to consider the nominees before receiving ballots.

Ballots will be distributed in the July issue of Coil Line and must be returned by the end of July for tally during early August. The elected officers and Members-at-Large will be installed at the Annual Meeting on August 26 in Providence, R.I., and assume their duties on September 1, 2000.

*A message from the President:*

## Do a Friend a Favor

February is the month of Valentine's day and a time to remember our friends with some special gesture or kindness. You can do something special for a collector friend, too.

If you know someone who is a PNC collector or perhaps just getting interested in PNC collecting, offer them this incentive to join PNC3. One of our member-dealers has made a generous offer, one that should encourage people who have just started in PNCs to join our group.

It is this: For the first 100 new PNC3 members, the new member may order \$25 in face value of PNC strips of 5 (all different) for only \$25!

If you know of someone who might need a basic starter PNC collection, this is probably the kind of opportunity they won't want to pass up. Obviously, these are going to be common PNCs, but that's just the ticket for a beginner!

This offer will be mentioned in *Stamp Collector* and *Linn's* shortly, so don't delay in getting the word out to your friends and acquaintances in the local clubs and elsewhere. After the 100 starter packets are gone, we may never see an offer this good again.

While I'm thinking about Valentine's day, let me suggest a special gift to the PNC3 spouse who so generously supports our collecting activities in those many small (sometimes major) ways. And for the spouse who is reading this, your collector will always appreciate a PNC related Valentine's gift her/himself. I wonder if we'll ever see "LOVE" coils?

- Gene Trinks

## 386 lots listed in latest club auction

As club auctions go, the latest offering included in this issue is small. However, there are two opportunities to bid on strips of 18c Flag #6 and plenty of interesting material for collectors of all levels. Please note bids are due by Feb. 18. Follow the rules, bid early and good luck.

## Letters

### Commercial cover report/new escapee?

To the Editor:

I would like to submit this commercial cover report. It might not be in the same scope as Dick Koenig's, a real cowboy! I don't go through as many covers as he did. But this is from a national source and could give us an indication of what is going on.

November & December 1999

33¢ C/F WAG #1111 - 3

33¢ C/F SA #1111 - 2; #2222 - 8; #3333 - 3; #3433 - 4; #4444 - 6; #5555 - 24; #6666 - 7; #7777 - 18; #8888 - 13.

33¢ C/F booklet #V1111 - 5; #V2212 - 4

33¢ Berries SA #1111 - 28; #1112 - 17; #2211 - 13; #2221 - 15; #2222 - 12.

I will try to submit a report each month.

I would also like to report another "escapee" I found in a recent mix a 33¢ F/P #78777 10/10!

Ron Hayes  
via e-mail

### Commercial cover report from Minnesota

To the Editor:

This report covers a period from 11-23 to 23, 1999. There were a total of 36,550 covers sorted, with 739 being franked by a PNC.

33c Hat	.33 city Flag	.33 Berries
#1111 wag=03	#1111 psa=14	#B1111=97
#1111 BYCM=03	#2222 psa=24	#B1112=30
#1111 psa=06	#2222 rnd=01	#B2211=54
#1111 YMCB=02	#3333 psa=12	#B2221=48
#1131 psa=04	#3433 psa=15	#B2222=42
#2222 psa=24	#4443 psa=09	
#3333 psa=12	#4444 psa=31	
	#5555 psa=75	
	#6666 psa=35	
	#7777 psa=66	
	#8888 psa=67	
	#9999 psa=0	

The report was compiled with covers received from a Minnesota company that process rebates, refunds, sweepstakes etc. Covers were received from all 50 states plus Guam, Puerto Rico and American Samoa.

After sorting covers to this extent for a year and a half I must agree with Dick Koenig that WAG Hat and City Flag #'s are very hard to get, especially #'s 3444, 3333, and 3344 of the Hat.

I must add that I am a new member and invite correspondence from fellow PNCers especially any Minnesotans out there!! HAPPY HUNTING!!

David Andrews  
14615 285th St  
Onamia MN 56359-2869  
dandrews@ecenet.com

### Know your high-low 1's on the 'H' Stamp

To the Editor:

I am constantly amazed – but not amused – at the lack of knowledge of the low vs high black number 1 on the PN stamps of the "H" water activated perfed issue (Sc.# 3264). These are decidedly recognizable and face different stamps and should bear a minor number in the *Scott Specialized* catalogue (although that probably won't happen!). These items were readily explained in Alan Thomson's "Snippets" column on page 50 of the April '99 *Coil Line*. As time progresses, demand for the low black number 1 variety (from rolls of 100) will increase and the supplies will become less available. I advise pursuit of the low black number 1 at the earliest opportunity. (The high black 1s come from rolls of 3k.) Two different plates = two different stamps.

Many varieties create problems for specialists and others, particularly those who do not constantly work with all of the issues. Such problems are alleviated by regularly reading – and paying attention to – items as presented in *Coil Line* and other philatelic publications. Mentally bookmarking such

(Continued on page 22)

## Plate Number Coil Price List

**I list many tagging errors, color errors,  
And some recent coil imperfs.**

**I match any advertised dealer price and  
if you have extra postage to trade I take  
it at 100% of face on any order.**

**Satisfaction is guaranteed and you have  
14-day return privileges.**

**You can also subscribe to my no deposit  
new issue service on any size plate strip  
you collect.**

**Give me a try.**

**You'll be glad you did!**

**Al Haake**

**P.O. Box 290**

**Germantown, IL 62245**

**Ph. 618-523-4716**

**Fax. 618-523-4795**

# BEP's Flag Over Porch Pressure Sensitive Adhesive Coils

By Alan Thomson

The Flag Over the Porch issue in all its forms could arguably be said to be the most complex United States issue every produced. Students of the Washington-Franklin series of 1908 to 1922 might legitimately debate the point but the Porch Flag is certainly a contender.

The FOP, as it is often called, with its four different printers, many styles of booklets both standard and jury rigged, sheet stamps and various coils can be overwhelming.

This article is intended to look at the most complex segment of this series, the pressure sensitive adhesive (PSA) coils produced by the Bureau of Engraving and Printing. All these coils have a small red date in the lower left corner, 1996 on small rolls, 1997 on large.

Experienced students of these self stick coil stamps won't find any new information here. There are no new revelations. Rather, this is an attempt to help less well versed collectors understand these stamps and comprehend what they are looking at and looking for.

When it received a contract to print self adhesive coils for USPS the field was entirely new to BEP and much of what ensued was the result of trial and error. A great deal of the complexity stems from this newness.

Before plunging into various listings, it's important to understand some of the mechanics of die cutting self adhesive stamps and some of the names we collectors have developed. No. This is not about how it was done, but about what was done; the things you can see on your stamps and what they are called.

Because the processes for making rolls of 100 stamps and for making larger size rolls differ, they'll be treated individually here. First we'll look at rolls of 100.

Figure 1 is a representation of a piece of two rows of a printed web (printing roll) after it has been die cut and slit. This example has nearly ideal die mat and web alignment. The straight lines that separate the vertical serpentine cuts are intended to be evenly divided between a stamp and the one above or below it. If this is executed properly, all four corners of every stamp will have small equal length straight cuts along the sides. These straight cuts in conjunction with the slitting cut along the top and bottom of each stamp form a sharp square corner.

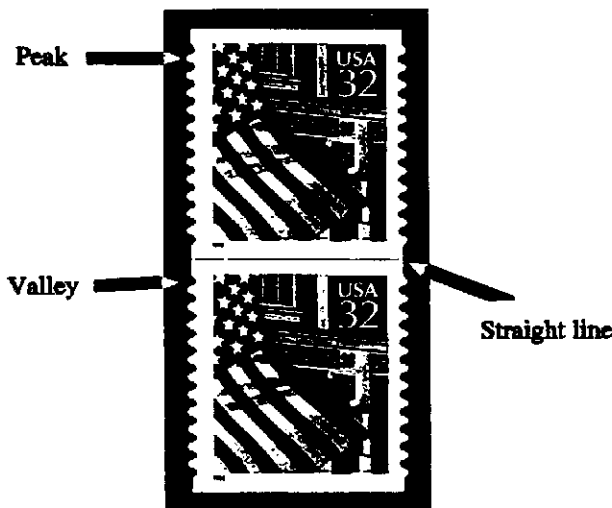



Fig. 1

The thin horizontal line between the stamps is the slit where the rows have been sliced apart.

Figure 2 shows what happens when the web and die cutting mat are not aligned. The left stamp illustrates a minor die cut shift downward. There are long lines at the left and right tops and none at the bottoms. The stamp on the right shows an extreme misalignment. The straight cut has moved upward about 8mm and appears near the middle of the sides. There are no straight cuts at any of the corners. Upward and downward movement like this can make determining the die cut size difficult, but there is always a way.



Minor Shift

Major Shift

Fig. 2

Figure 1 also illustrates what we call "peaks" and "valleys". The number of peaks, or convex shapes in the serpentine cut, on each side of the stamp determines its die cut size. The illustrated stamps have 11 peaks on the left side and 12 peaks on the right side. A shortened description of this size is 11/12.

We collectors delight in reducing every name, designation and label to its shortest possible form. We use initials, acronyms, and every condensed form of communication for the sake of brevity. Die cut sizes are no exception. Originally that 11/12 size was written as L11VV/R12PP. Translation: The left side has 11 peaks and the first shape at the top left is a valley while the last shape at the bottom left is a valley / the right side has 12 peaks and the first shape at the top right is a peak while the last shape at the bottom right is a peak.

Soon the L (left) and R (right) symbols were dropped. Left of the virgule (/) obviously describes the left side of the stamp. Likewise for the right side. There was no need for these letters, and the designation became 11VV/12PP. Soon it was found that all 11/12 stamps had the VV/PP configuration. In its shortest form then, it has become 11/12.

But there can be problems with too much shorthand as you will see in the following table. After nearly three years of counting peaks, seven different die cut sizes emerged. Two of the seven are inverted cuts made in error. Figure 3 shows the full designation for all sizes.

12VP/12PV  
 11VV/12PP  
 11PP/10VV  
 10PV/10VP  
 10VP/10PV  
 10VV/11PP (inverted 11/10)  
 12PP/11VV (inverted 11/12)

Fig. 3

Notice that there are two 10/10 designations. One has a PV/VP peak and valley configuration while the other is VP/PV. The latter did not appear until after BEP used printing cylinder combinations (plate numbers) that ended with the suffix "A". The 10VP/10PV die cut is known on only six "A" suffix numbers, and although they may look like it, they are not inverted cuts of the first 10/10.

Photos of the seven types are shown in Figure 4. With the exception of the two kinds of 10/10, each is captioned with the shorthand designation.

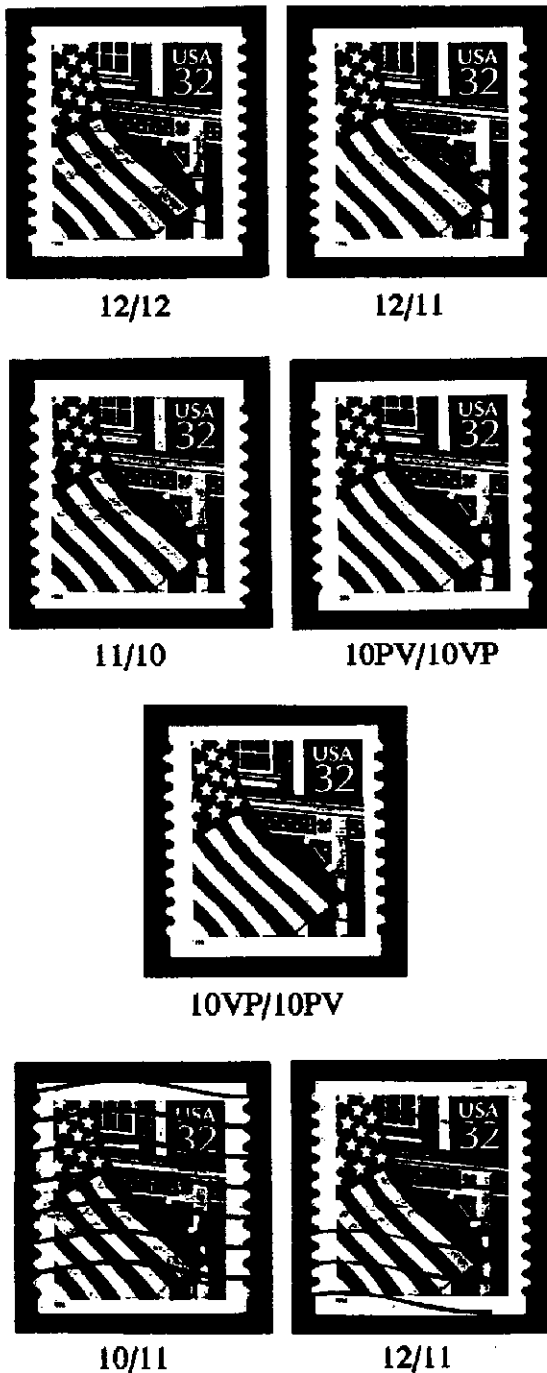


Fig. 4

Adding to the complexity of these coils are the 32 different plate numbers found on rolls of 100. Plate numbers repeat at 24 stamp intervals. Over half the numbers are known with more than one die cut size and one is known with five different sizes. Figure 5 shows all known plate numbers and the die cut sizes for each.

- 11111 - 10PV/10VP
- 22222 - 10PV/10VP
- 23222 - 10PV/10VP
- 33333 - 10PV/10VP
- 44444 - 10PV/10VP
- 45444 - 10PV/10VP
- 55555 - 12VP/12PV, 10PV/10VP
- 66666 - 12VP/12PV, 11VV/12PP, 11PP/10VV, 12PP/11VV, 10VV/11PP
- 78777 - 11PP/10VV, 10PV/10VP
- 87888 - 11PP/10VV
- 87898 - 11PP/10VV, 10PV/10VP
- 88888 - 11PP/10VV, 10PV/10VP
- 88898 - 10PV/10VP, 10VV/11PP
- 89878 - 11PP/10VV, 10PV/10VP
- 89888 - 11PP/10VV
- 89898 - 11PP/10VV, 10PV/10VP
- 89899 - 10PV/10VP
- 97898 - 11PP/10VV, 10PV/10VP
- 99899 - 11PP/10VV, 10PV/10VP
- 99999 - 11PP/10VV, 10PV/10VP
- 11111A - 10PV/10VP
- 13211A - 10PV/10VP
- 13231A - 10PV/10VP, 10VP/10PV
- 13311A - 10PV/10VP
- 22222A - 10PV/10VP, 10VP/10PV
- 33333A - 10PV/10VP
- 44444A - 10PV/10VP, 10VP/10PV
- 55555A - 10PV/10VP, 10VP/10PV
- 66666A - 10PV/10VP, 10VP/10PV
- 77777A - 10PV/10VP, 10VP/10PV
- 78777A - 10PV/10VP
- 88888A - 10PV/10VP

Fig. 5

There are 54 plate number/die cut combinations known on these BEP stamps. However three of them have never been found in mint strips, leaving a total of 51 collectible strips from rolls of 100.

There is more. Not only do we have die cut sizes but there are different kinds of cuts, called incision styles. There are four distinct styles but all of them are not present on all number and die cut size combinations. Those who are interested in understanding the various die incision styles that have been found are referred to Richard Nazar's updated text and tables that appear in this issue of *Coil Line*.

BEP's FOP coils accounted for four major production errors in addition to imperforate (non die cut) errors. The tan color missing error shown in the January 2000 issue of *Coil Line* is certainly impressive. While color errors are well known to the philatelic community, the other three are new to U.S. stamps.

Two of those three are quite similar and are printing errors that resulted in cylinder numbers being split. The FOP stamps are printed with five separate gravure cylinders, one for each color ink. Each cylinder's number should be printed on a single stamp once each revolution, and in the order in which the colors are laid

down. On this issue the color sequence was tan, light blue, dark blue, red and brown.

Instead of all five digits appearing on a single stamp one has moved to an adjacent stamp. The first case appeared on cylinder combination 55555. The far left, or tan 5, is found on the stamp left of the plate number stamp which has only four digits on it. The second case is from combination 99999 but here the last digit, the brown 9, has moved to the stamp right of the plate number stamp. Figure 6 shows the relationship of the digits on 99999. Mint strips from both numbers exist.




Fig. 6

The last error is new also and peculiar to die cut stamps. The modified Andreotti seven color gravure press is equipped with a die cutting mat that is seldom used. Die cutting is normally done on the coil processing machines.

Accidental application of the press mat resulted in a double die cut error on plate 88888. The stamps not only have the normal between stamp cuts in size 11/10 that were applied by the processor but each one is cut through the middle with a size 10/10 cut from the press mat. Figure 7 is a photo cropped from a cover with the double die stamp used for postage. Mint numbered strips and plain multiples exist.




Fig. 7

One particular kind of printing freak has been found on the stamps from rolls of 100 and it has occurred on five different cylinder combinations. It looks like an out of order printing of the five colors but is a large shift that creates false number combinations. In each case the second digit, the light blue ink, appears ahead of the tan digit which should be first. There is an extreme shift of light blue in the stamp image itself.

This deceptive switch is one reason why it is important to understand the color printing order of these stamps.

Figure 8 is a list of numbers known to have "hopping" light blue digits in the plate number. The false number is followed by the real plate number in parenthesis.

98878 (89878)  
78898 (87898)  
54444 (45444)  
44444 (44444)  
33333 (33333)

Fig. 8

All reported examples of 'hopping' digits are on used stamps. Figure 9 is an example of "98878".




Fig. 9

Other kinds of printing freaks are numerous. Cylinder misalignment was common and caused plate number digits to move up or down with an identical movement of colors in the stamp image. Minor side to side displacement caused one cylinder digit to be printed on top of another.

The Porch Flag coil has so many constant plate varieties, probably no one has recorded them all.

BEP's coils of 3000 of the PSA Porch Flag are much less complex. They have spaces between the stamps, have rounded corners and the plate number repeats every 21 stamps. Unlike the small roll coil, they are die cut on all four sides. The straight tops and bottoms are not sliced and the backing paper is taller than the stamps. The all around cutting accounts for the rounded corners.

There is only one large roll number, 1111, but it has two different die cuts, 9/10 and 10/10. In Figure 10, 9/10 is on the left and 10/10 is on the right.




Fig. 10

Though sketchy in some respects, I hope this overview makes your collecting an extensive and unusual PNC issue easier.

Die Cut Size and Incision Varieties on (BEP) 1996 32¢ Flag over Porch Self-adhesive PNCs (Part 1)

Scott No.	2915C				2915A				2915A				2915A															
Die Cut Peak Count	12/12				11/12				12/11				11/10				10/11				10/10							
Peak-Valley Method	VP/PV				VV/PP				PP/VV				PP/VV				VV/PP				PV/VP				VP/PV			
Actual Stamp (shown at 100%)																												
Incision Style	A	B	C	D	A	B	C	D	A	B	C	D	A	B	C	D	A	B	C	D	A	B	C	D	A	B	C	D
11111																X	X	X										
22222																X	X	X										
23222																X	X	X										
33333																X	X	X										
44444																X	X	X										
45444																X	-X-	X										
55555	X															X	X	X										
5-5555	X																											
66666	X				X				X				X	X				-X-										
78777												X		-X-							X							
87888												X																
87898												X									-X-	X	X					
88888												X										X						
88898														X									X					
89878												X										X						
89888												X																
89898												X										X	X					
89899																						X	X					
97898												X										X	X					
99899												X											X					
99999												X		-X-							X	X	X					
9999-9																						X						

Notes: X — denotes that the cylinder combination has been reported with this die cut and incision style. See Part 2 of this table for descriptions of incision styles.

Die Cut Size and Incision Varieties on (BEP) 1996 32¢ Flag over Porch Self-adhesive PNCs (Part 2)

Scott No.	2915C				2915C				2915C				2915A				2915A				2915A				2915A								
Die Cut Peak Count	12/12				11/12				12/11				11/10				10/11				10/10				10/10								
Peak-Valley Method	VP/PV				VV/PP				PP/VV				PP/VV				VV/PP				PV/VP				VP/PV								
Incision Style	A	B	C	D	A	B	C	D	A	B	C	D	A	B	C	D	A	B	C	D	A	B	C	D	A	B	C	D	A	B	C	D	
Cylinder Combination	11111A																					X	X	X									
	13211A																					X	X	X	TTL								
	13231A																					X		X	TTL								TTL
	13311A																					X		X									
	22222A																					X	X	X									TTL
	33333A																					X		X									
	44444A																					X		X									TTL
	55555A																					X	X	X	TTL								TTL
	66666A																					X											TTL
	77777A																					X	X		TTL								TTL
	78777A																					X		X	TTL								
	88888A																					X		X	L/R								

Notes: X — denotes that the cylinder combination has been reported with this die cut and incision style. L/R denotes known with Tie Tip Left (TTL) and Tie Tip Right (TTR).

©2000, Nazar Publications, Inc.

## Flag over Porch Die Cut Update

by Richard Nazar (P.O. Box 7307, Somerset, NJ 08875 / rnazar@erols.com)

This two-part table shows the reported die cut varieties (including peak counts and incision styles) for each known cylinder combination of the Flag over Porch (FOP) self-adhesive coil stamp produced by the Bureau of Engraving and Printing (BEP) in rolls of 100. An -X- identifies new items since the table last appeared in *Coil Line*.

**Style A** — has ties in the serpentine die cut, but no ties in the straight top and/or bottom die cut.

**Style B** — has closely-spaced ties (approximately 9 per peak) throughout the complete die cut.


**Style C** — has no ties in the serpentine or straight portions of the die cut.

**Style D** — has widely-spaced ties throughout the complete die cut.

**Tie Tip Left (TTL), Normal** — 3 per peak on the left side of the stamp and 2 per peak on the right side of the stamp.

**Tie Tip Right (TTR), Invert** — 2 per peak on the left side of the stamp and 3 per peak on the right side of the stamp.

### Die Cut Incision Styles



# CURRENT ISSUE NUMBERS & ROLL SIZES

01/10/00

AHT

**KEY:** A-100, B-500, C-3000, D-10000  
 EP - EMBEDDED PHOS      UT - UNTAGGED  
 SP - SURFACE PHOS      [xx] - NUMBER INTERVAL  
 BK - BLOCK TAG          (NL) - LINDERLESS  
 OA - OVERALL TAG        \* NEW NUMBER

Plate number intervals are shown in brackets following the stamp name. If more than one is indicated, the order is that in which the different printer's plate numbers are listed.  
 Example: Juke Box [24] for BEP, [14] for Sennett Security.

**(33c) HAT [24]**

#1111 A (LOW BLK 1)  
 #1111 C (HI BLK 1)  
 #3333 A  
 #3343 A  
 #3344 A  
 #3444 A

**(33c) HAT (SA) [24]**

#1111 A  
 #1131 A  
 #2222 A  
 #3333 A

**(33c) HAT (SA) [21]**

#1111 C

**33c FLAG [24]**

#1111 C, D  
 #2222 A, C

**33c FLAG (SA) [24]**

#1111 A  
 #2222 A  
 #3333 A  
 #3433 A  
 #4443 A  
 #4444 A  
 #5555 A  
 #6666 A  
 #7777 A  
 #8888 A  
 #9999 A

**33c FLAG (SA) [21]**

#1111 C, D  
 #2222 C, D

**33c BERRIES (SA) [12]**

#B1111 A  
 #B1112 A  
 #B2211 A  
 #B2221 A  
 #B2222 A

**\$1 SEAPLANE [48]**

#1 B  
 #3 B (EP) (SHINY)  
 #3 B (SP) (GLOSS)

**20c COG RAILWAY [48]**

#1 A, B, C  
 #2 A, B

**10c CANAL BOAT [48]**

#1 A, C (BK) [32]  
 #1 B, C (OA) [32]  
 #1 C (EP) [32]  
 #2 B, C  
 #3 C  
 #4 C (OA)  
 #4 C (EP)

**5c CIRCUS [48][24][14]**

#1 B, C (OA) [32]  
 #1 B, C (UT) [32]  
 #2 C  
 #A1 D  
 #A2 D  
 #A3 D  
 #S1 D  
 #S2 D (GLOSS)  
 #S2 D (SHINY)

**3c CONESTOGA [48]**

#1 A, B, C [32]  
 #2 C  
 #3 C (DULL)  
 #3 C (SHINY)  
 #5 C  
 #6 C, D

**2c LOCOMOTIVE [48]**

#1 B, C, D  
 #2 C (DULL)  
 #2 C (SHINY)

**1c OMNIBUS [48]**

#1 B, C  
 #2 C (BK)  
 #2 B, C (UT)  
 #3 B, C (DULL)  
 #3 B, C (SHINY)  
 #3 C (GLOSS)

**22c U. SAM (SA) [24]**

#1111 A

**22c UNCLE SAM (24)**

#1111 C

**20c BLUEJAY (SA) [14]**

#S1111 A

**20c PHEASANT (SA) [24]**

#1111 A  
 #2222 A

**2c WOODPECKER [24]**

#11111 D

**1c KESTREL [24]**

#1111 B, C (TYPE I)  
 #1111 B (TYPE II)  
 #1111 C (TYPE III)

**(5c) MOUNTAIN[24][14]**

#11111 B, C  
 #S1111 D

**(5c) MTN (SA) [21][15]**

#1111 C  
 #V222222 D  
 #V333323 D  
 #V333333 D  
 #V333342 D  
 #V333343 D

**(5c) WETLANDS [14]**

S1111 D

**(5c) WETLND (SA) [21]**

#1111 C (light color)  
 #1111 D (dark color)  
 #2222 D  
 #3333 D

**(10c) AUTO [14]**

#S111 B, C, D  
 #S222 B, D  
 #S333 B, C

**(10c) AUTO (SA) [21]**

#S111 D

**(10c) GREEN BIKE [14]**

#S111 B, D

**(10c) G. BIKE (SA) [21]**

#111 D  
 #221 D  
 #222 D  
 #333 C, D  
 #344 C  
 #444 C, D  
 #555 C, D  
 #666 C  
 #777 C  
 #888 D  
 #999 D

**(10c) E&S (NEW) [24]**

#11111 D

**(10c) E&S (NEW) (SA) [21]**

#11111 D  
 #22222 D

**(15c) TAIL FIN [24][14]**

#11111 C  
 #S11111 D

**(15c) TAIL FIN (SA)[21]**

#S11111 D

**(25c) JUKE BOX [24][14]**

#111111 B, C  
 #212222 B, C  
 #222222 C  
 #332222 C  
 #S11111 D  
 #S22222 D

**(25c) JUKE (SA) [21][21][7]**

#111111 C  
 #S22222 D  
 #22222 D  
 #S11111 D  
 #S22222 D  
 #M11111 D (NL)

**(25c) DINER [14]**

#S11111 D

**(25c) DINER (SA) [21]**

#11111 D  
 #22211 D  
 #22222 D

■ The Wetlands color differences are in the stamp background. The #2222 background color does not match either of the #1111 colors.


■ The Kestrels differ in the order of color laydown. Colors are black, yellow, cyan and magenta. Type I sequence is BYCM. Type II is BCYM. Type III is YMCB. The color order shows in the plate number.

# COMMERCIAL COVERS

## Installment #101

Rob Washburn  
P.O. Box 840  
Skowhegan, ME 04976-0840  
(207) 474-8021 (evenings)

There were several very good cover candidates sent in by PNC3 members for My Favorite Cover Contest, but Dave Nelson was chosen as the winner. Dave's favorite cover, pictured below, features a 24.1¢ Tandem Bicycle #1 tied by a 5/5/89 San Francisco, CA machine cancel.




Dave describes his cover as follows: "The 24.1¢ PNC #1 on a 6 3/4 size envelope with proper 9 digit code address and cancelled probably during the time frame of this rate."

The 24.1¢ Tandem Bicycle was issued on October 26, 1988 to pay the unsorted first class zip+4 rate (which began on 4/3/88 and ended on 2/2/91). The PNC is tied to the cover proving that Dave's cover certainly is from that period of use. Dave's cover also has a 9-digit zip code in the address. Dave's cover intrigues me because the mailer of the envelope appears to be just a regular citizen using an envelope provided by the bank to pay a loan payment. If that is true, then the 24.1¢ #1 stamp on Dave's cover might actually be a reused stamp taken off another cover. The reason I say this is because the unsorted first class zip+4 rate is a quantity discount rate which required, I believe, a minimum of 250 unsorted zip+4 letters to be mailed at the same time in order to get the discount. No matter whether it is a reuse or not, Dave's cover is a real gem, and it is no wonder why it is his longtime favorite. Thanks Dave for sharing it with us.

The only PNC cover EKU reports this month are: 33¢ Flag/City SA #7777 (8/16/99) and #8888 (10/9/99). My thanks go out to Joann Lenz and Robert Thompson for their reports.

## ***COVER OF THE MONTH***



The above cover featuring a 32¢ Flag Over Porch self-adhesive #78777 is tied by a 1/15/97 East Brady, PA purple machine cancel. East Brady, PA was not previously known to have used purple machine cancels until this cover was discovered. (If you have a candidate for *Cover of the Month*, please send a photocopy of your cover against a black background to Rob Washburn, P.O. Box 840, Skowhegan, Maine 04976-0840.)

### **Letters**

(Continued from page 14)

varieties may bear fruit later as supplies become scarce and new purchases become difficult or unavailable.

Although stockpiling is not suggested, I cite the finding of several mint strips and singles of the impossible FOP 13231A vp/pv recently uncovered. These stamps in mint condition were unknown until this realization. A windfall to be sure and the kids can go to college!

Other glossed over items include the square vs round cornered PN stamps of the "H" and City Flag issues. Low volume counts of the round cornered (3 & 10 K rolls) self adhesive numbers 1111 of "H" and 1111 and 2222 of CF are very scarce. Many dealer mint stocks are low and used items are most difficult to find. As these larger rolls are used by big mailers affixing machines, and as they are first class rate items, they are most likely to be found on localized mailings, like political or such.

Stay sharp and be on the lookout.

Dan Kauffman  
dwkman@inreach.com

# Plate Number Coil Collectors Club Auction #22

(Closing date Feb. 19, 2000)

LOT	SCOTT#	DESCRIPTION	MIN.BID			
<b>A. Plate # Singles &amp; Pairs</b>						
1	1908	20c Pumper, PS-1, #1, XF	28.00	57	1897A	2c Loco.(8), #2-4,6, PS-5, #3,8,10, PS-3, #2226, #1, all strips are F-VF-XF, line F-VF
2	1908	PS-1, #8, VF	110.00	58	1898	3c Handcar, (4), #1,3,4, PS-5, #2, PS-3, VF, line F-VF
3	1895	20c Flag, PS-1, #2, VF	5.00	59	1898A	4c Stage, (7), #1-6, VF, lines F-VF, #2228, #1, VF
4	2005	20c Consumer, PS-1, #1, F-VF low, could be from top row of web wide top margin		60	1898Ab	4c Stage PC, (3), #3, F-VF, line F-VF, gap 2-1/8L, #5&6, F-VF, lines F-VF, both gap 1L
		25% of # cut off	80.00	61	1899	5c Motorcycle, (4), #1&4, PS-5, #2&3, PS-3, all VF, lines F-VF
5	2005	PS-1, #2, VF	125.00	62	1900	5.2c Sleigh, #1, VF bit low, line XF
6	2005	PS-1, #2, VF, number is flawed	125.00	63	1900	#1, VF bit low, line VF
7	2602	10c E&S, (24), PS-1, VF-XF, A21112/A1412111111	8.00	64	1900	#2, VF, line VF
8	1891	18c Flag, PS-2, #1, VF	30.00	65	1900	#2, F-VF, line VF
9	1908	20c Pumper, PS-2, #14, VF, line VF	5.00	66	1900	(2), #1, F-VF, line VF, #2, VF, line XF
<b>B. Plate # Strips of 3</b>						
10	1891	18c Flag, #1, VF, perf faults @R	45.00	67	1900	#3, VF bit low, line XF
11	1891	#2, VF-XF	10.00	68	1900	#5, F-VF high, line VF, design just clears top
12	1891	#3, F-VF	150.00	69	1900a	5.2c Sleigh PC, #1, XF, line VF-XF
13	1891	#4, XF-S	4.00	70	1900a	#1, VF, line XF
14	1891	#5, VF	2.00	71	1900a	#2, XF, line XF
15	1891	#6, VF-XF, a bit high	1800.00	72	1900a	(2), #2, F-VF, line VF, #5, F-VF # cut @ bottom, line VF
16	1891	#7, F-VF	10.00	73	1901	5.9c Bike, #3, VF-XF, line XF
17	1891	(3), #2,4,5, VF	16.00	74	1901	#4, F-VF, line F-VF
18	1891	(3), #2,4,5, F-VF	10.00	75	1901	(2), #3&4, XF, lines XF
19	1895	20c Flag, (4), #1,2,3,5, VF	12.00	76	1901	(4), #3&4, PS-5, #3&4, PS-3, VF, lines VF
20	1895	#4, VF	20.00	77	1901a	5.9c Bike PC, #6, XF bit low, line S, gap 1/8L
21	1895	#4, VF	12.00	78	1902	7.4c Buggy, #2, VF, type II paper, perf bent @1L
22	1895	#6, VF	50.00	79	1902a	7.4c Buggy PC, #2, VF, type II paper
23	1895	(4), #8-11, VF	10.00	80	1903	9.3c Mail W., (2), #1, VF #2, S, lines XF
24	1895	(3), #12-14, VF-XF	7.00	81	1903	#3, XF, line XF
25	1895e	20c Flag PC, #14, F-VF	32.00	82	1903	#4, F-VF high, line F-VF
26	1900	5.2c Sleigh, (2), #1, F-VF, line VF, #2, F-VF, line XF, spot of L stamp of #2	6.00	83	1903	#6, F-VF, close @L, line VF
27	1900	#5, F-VF high, line XF	60.00	84	1903	#6, F-VF, close @R, line F-VF
28	1901a	5.9c Bike PC, #6, S, line VF, line gap	65.00	85	1903a	9.3c Mail W.PC, (2), #1&2, VF bit low, line XF, both have gap 2-1/4L
29	1904	10.9c Hansom, #2, S, line S	15.00	86	1903a	#8, XF, line VF
30	1904a	10.9c Hansom PC, #3, F-VF close @R, line VF, line gap	200.00	87	1904	10.9c Hansom, #1, F-VF, line F-VF
31	1904a	#4, S, line S, line gap	200.00	88	1904	#2, F-VF, line F
32	1908	20c Pumper, #1, XF, line XF	12.00	89	1905	11c Caboose, #2, XF, 1905A, #1, S
33	1908	#2, VF vert. # just touches, line XF	45.00	90	1906	17c Auto, (3), #1-3, F-VF, lines F-VF
34	1908	#2, VF but low, line XF	90.00	91	1906	#6, XF, line XF
35	1908	#5, F-VF close @R, line F	1.00	92	1907	18c Surrey, #1, VF, line F-VF
36	1908	#13, VF, line F-VF	1.50	93	1907	#7, VF, line XF
37	1908	#13, F-VF, line F-VF	1.25	94	1907	#11, VF, line XF
38	2005	20c Consumer, #3, F-VF, line F-VF	6.00	95	1907	#12, VF bit high, line S
39	2005	(2), #1&2, VF, line VF	20.00	96	1908	20c Pumper, #1, F-VF, line F-VF, paper fault above front wheel on R stamp
40	2005	#3, XF, line XF	10.00	97	1908	#11, VF, line XF
41	2115	22c Flag, #1, XF	3.00	98	1908	(8), #3-5,9,10,13,16,16, VF, lines XF
<b>C. Plate # Strips of 5</b>						
42	1891	18c Flag, #1, VF-XF	275.00	99	2112	D Eagle, #2, XF
43	1891	#2, VF, perfs @1L have been bent	20.00	100	2115	22c Flag, #1, XF
44	1891	#3, F-VF	600.00	101	2115	#3, XF, bit high
45	1891	#4, F-VF	3.25	102	2115	#13, VF
46	1891	#4, F-VF, Perfs look rough @L, but all there	3.00	103	2115	#14, XF
47	1891	#5, S	4.00	104	2115	SAME
48	1891	#6, VF	2900.00	105	2115	#14, F-VF
49	1891	#7, VF	21.00	106	2115	(2), #15&17, VF
50	1895	20c Flag, #1, VF, minor gum fault	30.00	107	2115	(4), #18-21, XF
51	1895	#4, XF, finger prints on gum	400.00	108	2123	3.4c Bus, (2), #1&2, XF, lines VF
52	1895	#6, VF-XF, bit high	125.00	109	2123a	3.4c Bus PC, (2), #1&2, VF, lines VF
53	1895	#11, XF-S	8.00	110	2124	4.9c Buckboard, (2), #3&4, XF, lines XF
54	1895c	20c Flag PC, #14, VF, offset on gum from precancel mat	45.00	111	2124a	4.9c Buckboard, (4), #1-4, XF, lines VF, #1&2 gap 1R, #3, line gap, #4, gap 7/8L
55	1895e	#14, VF	30.00	112	2124a	(2), #3&4, VF, lines VF, both gap 1/16L
56	1897	1c Omni, (9), #1-3,5,6 PS-5, #4, PS-3, #2225, #1&2, PS-5 #2225A, #2, PS-3, all are F-VF-XF, lines F-VF	3.00	113	2125	5.5c Stat truck, (2), #1, VF, second strip has split # 25% top 75% at bottom, wheels do not touch bottom, VF vert.

114	2125a	5.5c Stat truck PC, #1, XF	1.00	176	2890	#A1433, XF	4.50
115	2126	6c Tricycle, #1, VF-XF	1.50	177	2890	#A4435, XF-S	160.00
116	2126	(3), #1, XF, #2126a, #1&2, XF	4.50	178	2889,2890,2891,2892, (41), complete set, XF-S, approx retail for this set is \$550.00		310.00
117	2126a	6c Tricycle PC, #2, VF	4.00	179	2902,2902B, 5c Butte, (4), #S111-S333, #S111, XF		3.00
118	2126a	#2, F-VF	6.00	180	2903,2904,2904A,2904B, (8), #11111,S111, V222222,V333323,V333333, V333342, V333343, 1111, VF, complete set of 5c Mountain		7.00
119	2127	7.1c Tractor, #1, VF	.75	181	2913	32c FOP, #22322, S	5.50
120	2127a	7.1c Tractor PC, #1, XF	1.50	182	2913	#66666, VF-XF, light fingerprints on gum	3.00
121	2127ab	7.1c Tractor PC,Z+4, #1, XF	.75	183	2915A	32c FOP S/A, #13211A, XF	14.00
122	2128a	8.3c Ambulance PC, #4, VF, line XF	3.50	184	2915A	#87888, 11/10, XF	28.00
123	2129a	8.5c Tow Truck PC, #2, XF	7.00	185	2915A	#87898, 11/10, F-VF	6.00
124	2132b	12c Steamer, #1, VF	10.00	186	2915A	#88898, 10/10, F-VF	150.00
125	2134	14c Iceboat, (2), #1&2, VF, lines XF, a few blind perfs @L	2.75	187	2915A	#89888, 11/10, VF	16.00
126	2136	25c Bread W., (5), #1-5, XF	8.00	188	2915A	#89888, F-VF	9.00
127	2252	3c Conestoga,(2), #1, PS-5, XF, 2252a, #3, PS-2, XF	1.00	189	2915A	SAME	10.00
128	2253	5c Milk W., #1, S	.50	190	2915A	#97898, 11/10, F-VF	7.00
129	2254	5.3c Elevator, #1, S	.50	191	2915A	#99899, 10/10, VF	26.00
130	2255	7.6c Carreta, #3, XF	3.50	192	2915A	#99899, 11/10, F-VF, no extra backing paper	38.00
131	2256	8.4c Wheelchair, #3, XF	6.50	193	2915A	#99899, 11/10, VF	52.50
132	2256	SAME	8.00	194	2915A	#7777A, 10/10, VP/PV, VF	85.00
133	2262	17.5c Car, (2), #1, XF, #2262a, #1, XF	3.50	195	2915C	32c FOP S/A, #55555, 12/12, XF, no extra backing paper at left	7.00
134	2279	E Earth, #1111, F-VF	1.50	196	2915C	SAME, but no extra backing paper both ends	4.00
135	2280P	25c Yosemite, #1,prephos., VF-XF	30.00	197	3018	32c Angel S/A, #B1111, XF	2.75
136	2280P	#1, F-VF high but clear	10.00	198	3207A	5c Wetlands S/A, (2), #3333, XF	2.50
137	2280P	#6, VF	5.00	199	3264	H Hat, (2), #3344&3444, XF-S	6.50
138	2280P	#6, XF	5.50	200	3280	33c FOC, #2222, XF	3.00
139	2280P	#11, XF	3.50	201	3280	SAME	3.25
140	2491	29c Pinecone, #B1, VF	3.00	202	CV31	Variable, #1, five values on same strip, 1c-5c, XF	15.00
141	2492	32c Pink Rose, #S111, XF	2.50	203	CV31	#1, five values on same strip, 6c-10c, XF	15.00
142	2495	32c Peach&Pear, #V11111, VF	2.75	204	CV31	#1, five values on same strip, 11c-15c, XF	15.00
143	2518	F Flower, #1211, F-VF	9.00	205	CV31	#1, five values on same strip, 16c-20c, XF	15.00
144	2518	#1211, XF	12.00	206	CV31	(3), #1, 19c & 29c values old font dull gum,	14.00
145	2518	#1211, F-VF	12.00	207	CV31a	#1, 29c old font shiny gum, XF	7.00
146	2523	29c Rushmore, #4, XF, 4 nibbed perfs @R	4.50	208	CV31b	Variable, #1, 29c, New font dull gum, XF	5.00
147	2523	#9, VF, light finger prints on gum of 2L stamps	8.00	209	CV32	#A11, 19c, XF, finger print on gum	5.50
148	2529	19c Fishingboat, #A1112, XF	4.00	210	CV33	Variable, #11, 20c, XF	5.00
149	2529	#A1112, XF-S	4.50	211	2523 29c Rushmore, #1-4,6-9, 2523A, #A11111, 2609 29c Whitehouse, #1-8,11, (18 total) F-VF-XF, some perf faults	20.00	
150	2529	#A1212, VF-XF	2.50	212	(11)	collection of PS-3 & PS-5, F-VF-XF, better include 1900a, #4, PS-5, #6, PS-3, 2005, #1, PS-3, Cat. Value \$144.00	29.00
151	2529a	(7), A5555,A5556,A6667, A7667,A7679,A7766, A7779, VF-XF	16.00	<b>D. Plate # Strips of 6 or Longer</b>			
152	2529b	19c Fishingboat, untagged, #A5555, XF	5.00	213	1891	18c Flag, PS-13, #2, VF-XF	20.00
153	2598	29c Eagle, #111, XF	3.00	214	1898A	4c Stage, (2), PS-7, #3&4, VF, lines VF	2.00
154	2599	29c Liberty, #D1111, XF	3.00	215	1900	5.2c Sleigh, PS-7, #2, F perfs touch @L, line F-VF	8.50
155	2602	10c E&S, #A11111, XF	1.50	216	1900a	5.2c Sleigh PC, (2), PS-12, #1F-VF, line F-VF, #2, VF line VF, both gap 5R	12.00
156	2602	SAME	1.50	217	1904a	10.9c Hansom PC, PS-7, #1, XF, line XF, gap 7/8R	35.00
157	2602	#A12213, XF	13.00	218	1906	17c Auto, (2), PS-7, #1&2, F-VF, lines VF-XF	2.75
158	2602	SAME	12.00	219	1906a	17c Auto PC, PS-6, #3C, XF, line XF, gap 15/16R	8.50
159	2602	#A32333, XF	150.00	220	1906a	PS-6, #4C, S, line S, gap 7/8R	8.50
160	2602	#A33334, XF	50.00				
161	2602	(3),#A33335, VF	5.00				
162	2602	#A43425, VF-XF	1.50				
163	2602	(4), #A12213,A43324, A43325,A43326, VF-XF	15.00				
164	2602	(4),#A12213,A34424,A43325 ,A43426, VF-XF	17.00				
165	2602	(4), #A22113,A34424,A43325, A43326, XF couple light fingerprints on gum	4.00				
166	2602	(25), #A11111/A99999, VF-XF	29.00				
167	2602	(12), #A101010/A1412111111, VF-XF	18.00				
168	2602	(42) complete set, XF-S, approx retail \$650.00	330.00				
169	2605	23c Flag, #A111, VF-XF	2.00				
170	2605	#A212, XF	2.00				
171	2605	(6), #A111,A112,A122,A212, A222,A333, XF	15.00				
172	2608	23c USA, #S111, XF	2.75				
173	2813	29c LOVE, #B-1, XF	3.00				
174	2873	29c Santa, #V1111, XF	3.00				
175	2890	Blue G Flag, #A1417, VF	4.00				

221	1908	20c Pumpcar, PS-7, #12, VF bit low, line XF	5.00	262	2125	5.5c Truck, PS-5, #1, VF, with "skid mark" @2R	3.00
222	1908	PS-7, #14, VF bit low, line XF	5.00	263	2126A	6c Tricycle PC, PS-5, #1, XF, ink blob @2L just below line	3.00
223	2256	8.4c Wheelchair, PS-7, #3, VF	8.00	264	2128	8.3c Ambulance, PS-5, #1, VF, line XF, with "low entry #"	15.00
224	2518	F Flower, PS-7, #1211, F-VF	10.00	265	2128a	8.3c Ambulance PC, PS-5, #1, XF, line VF-XF, gap 1/8L with NO # from low entry, from top row of web	25.00
225	2523	29c Rushmore, PS-7, #1, VF, from roll end, SE @R and 2 nibbed perfs @L	5.00	266	2128a	PS-5, #3, VF, line VF, gap 1-1/4R, "no period after RT @2R"	4.50
226	2609	29c Whitehouse, PS-7, #2, XF	3.00	267	2131	11c Stutz, PS-7, NO#, XF vert, line VF-XF, from top row web no # at top and wheels just touch bottom, this is a new find not listed in the PNC catalog.	25.00
227	2609	PS-7, #7, VF-XF	3.00	268	2131	PS-5, #3, VF bit high, line XF, with "fish hook" on hood @2R	10.00
228	2913	32c FOP, PS-7, #66666, XF, low gloss gum	5.00	269	2255	7.6c Carreta, PS-11, #2, VF-XF, with "damaged wheels" on stamps 1-9, this is another new find not listed	10.00
229	2915A	32c FOP S/A, PS-7, #88898, 10/10, F-VF	175.00	270	2281	25c Bee, PS-6, NO#, VF, with "yellow ink spots in salvage"	7.50
230	2915A	PS-7, #9.9999, 11/10, F-VF	57.50	271	2522	3c Conestoga, (3), PS-5, NO#, shows the "flaming wagon" crack continuing down the three strips, XF	50.00
231	CV31a	Variable, PS-7, 29c value, #1, VF, old font shiny gum	4.50	272	2602	10c E&S, PS-5, #A32333, XF, with "blue Bulk Rate smudge"	150.00
232	CV31c	Variable, PS-7, 20c value, #1, VF, new font shiny gum	2.75	273	2915A	32c FOP S/A, PS-5, #87888, F-VF, brown dot ove U at 1L	10.00
233	CV31c	PS-7, 23c value, #1, VF	2.75	<b>L. Tagging Varieties</b>			
234	CV31c	PS-7, 32c value, #1, VF	4.50	274	1897A	2c Loco, PS-8, #2, VF low, line XF, tag break @4L screw head at bottom	1.50
235	CV32	Variable, PS-7, 29c value, #A11, VF	2.75	275	1897A	PS-8, #6, VF low, line S, tag break @4L, screw head at bottom	1.50
236	CV33	Variable, PS-7, 32c value, #11, XF	3.00	276	1897A	P-8, #8, VF, line XF, tag break @3L, plus much of tag mat missing, perf fault at top right	1.50
<b>E. IMPERES</b>				277	1897A	PS-8, #10, VF, line XF, tag break @3L, plus much of tag mat missing	1.50
237	1907	18c Surrey, PS-2, NO#, XF	55.00	278	2451	4c Steam Carriage, PS-6, VF low, #1, tag break @2L	5.00
238	2523	29c Rushmore, PS-4, NO#, F-VF, this and the next few lots are from the same roll that was hit by water, so there is no gum and some water stains are noted	---	279	2452	5c Circus W., PS-10, F-VF low, # just clears, tag break @ 6L, perfs bent @2R	1.75
239	2523	PS-5, NO#, NO Gum, F-VF	---	280	2523	29c Rushmore, PS-5, #6, VF-XF, Lenz Tagging	90.00
240	2523	SAME	---	281	3265	H Hat S/A, PS-5, #2222, VF, black horiz. line on gray 2	5.50
241	2523	SAME, VF	---	<b>J. Other Varieties</b>			
242	2523	SAME	---	282	390	1c Franklin, Vert. pair, VF, pencil mark on gum of bottom stamp, hinge remnant, perf have been bent	5.00
243	2523	PS-7, #7, VF, NO Gum	15.00	283	490	1c Washington, Line Pair, XF, perfs have been bent	3.00
244	2603A	10c E&S, PS-6, NO#, VF bit high	15.00	284	597	1c Franklin, Line Pair, XF, light hinge	2.00
245	2603A	PS-6, #11111, XF	75.00	285	599	2c Washington, Line Pair, F-VF, 3 nibbed perfs @L	3.00
246	2603A	PS-6, #22221, XF-S	320.00	286	604	1c Franklin, vert. Line Pair, VF-XF, top stamp light hinge	3.50
247	2609A	29c Whitehouse, PS-2, NO#, XF	5.00	287	1054	1c Washington, Line strip of 4, VF-XF, small spot of glazed gum on right stamp	2.00
248	2609A	PS-6, #9, VF-XF	80.00	288	1054A	1-1/4c Santa Fe, XF, vert. line strip of 5	2.00
<b>F. Misperfs</b>				289	1058	4c Lincoln, F-VF, line strip of 5	2.00
249	1895	20c Flag, used single, NO#, perfs shifted 6mm to right	5.00	290	1305E	15c Holmes, Line Pair, F-VF, dull gum	2.00
250	1906	17c Auto, PS-5, #6, F-VF vert., perfs into 7 of 1917	7.00	291	1338A	6c Flag over Whitehouse, Line Pair, VF, 1.50	
<b>G. Miscuts</b>				292	1338G	8c Flag over Whitehouse, Line Pair, XF	1.75
251	1897A	2c Loco, PS-7, #8, F-VF, line VF, # 40% at top and there is a second whole # at bottom	3.50	293	1401	6c Eisenhower, Line strip of 4, F-VF	1.50
252	1897A	PS-7, #10, VF, line XF, # split 50% top 90% bottom	4.50	294	1402	8c Eisenhower, Line strip of 4, VF	1.50
253	1906	17c Auto, PS-5, #2, F-VF vert, line F-VF, # 100% at top	3.50	295	1519	10c Crossed Flags, (2), Line Pairs, VF 1=blue line, 1=red both pairs have minor gum problem on L stamp	3.00
254	1906	PS-5, #3, F-VF vert, line F-VF, # 100% at top with no trace of wheels	3.50	296	1618	13c Bell, Line strip of 4, F perfs just touch @R, all perfs. have been bent	1.50
255	1906	PS-6, #4, F-VF vert, line F-VF, # 100% at top with just a small trace of wheels	10.00	297	1816	12c Torch, Line strip of 4, XF, hinge mark	
256	2280	25c Yosemite, PS-5, #13, XF vert, # 100% at top	15.00				
<b>H. Constant Plate &amp; Mat Varieties</b>							
257	1897A	2c Loco, PS-5, #3, VF, line S, "Smoking t"	7.50				
258	1904	10.9c Hansom, PS-5, #2, VF, bit low and left, line XF, with "low entry" @2L	35.00				
259	1906a	17c Auto PC, (5), PS-10, #4BA, XF, line F-VF, gap 4-1/8R PS-10, #5&7AB, both XF, lines XF-S, gap 5R, PS-9, #3&4C, both XF, lines VF, gaps 3L	50.00				
260	2124A	4.9c Buckboard, PS-5, #4, S, line S, gap 1-7/8L, with "long buggy whip"	10.00				
261	2124A	PS-5, #6, XF, line S, with "buggy rein"	15.00				

298	1820	on R stamp only B Eagle, Line strip of 4, F-F low, some problems along top of strip looks like roll was crushed	2.00	327	2127a	10 cover by Skowhegan, ME 10/23/89 BMC, SE @R	5.00
2.00299	1947	C Eagle, Line strip of 4, VF	2.00	328	2129a	7.1c Tractor PC, PS-1, #1, F, # just clears, on size #9 window cover from CARE, SE @R	5.00
300	2115	22c Flag, PS-5, #4, XF-S, ERIE BLUE	450.00	329	2130a	8.5c Tow Truck PC, PS-1, #1, on 6x9 cover from Bill & Vonette Bright, F-VF, short perfs @R	5.00
301	2523c	29c Rushmore, PS-5, #7, XF, TOLEDO BROWN	100.00	330	2133a	10.1c Oil W. PC, PS-1, #2, shows line gap, on size 10 window cover from Nat'l Assoc. for Female Execs.	9.00
302	2523c	PS-3, #7, VF bit high, TOLEDO BROWN	75.00	331	2231	12.5c Pushcart PC, PS-1, #1, F-VF, on size 10 cover from Advisory Bank, short perfs @R	5.00
303	2523c	PS-5, #7, VF-XF, TOLEDO BROWN, 4 nibbed perfs at left	85.00	332	2255	8.3c Ambulance PC, PS-1, #1, on size 10 window cover from JCP Nat'l Bank, F-VF, short perfs @R	9.00
304	2891	Red G Flag, PS-7, #S1111 VF, bottom back #0380 on #	11.00	333	2256	7.6c Carrete, PS-1, #2, on size 10 window cover from Nat'l Committee to Limit Terms, VF, few short perfs at bottom left	5.00
305	3266	H Hat S/A, PS-5, #1111, F-VF, top back #0320 on #	8.00	334	2260	8.4c Wheelchair, PS-1, #3, VF, on dark blue size 10 window cover from US Navy, short perfs @R, & small tear at top of cover	10.00
306	3282	33c FOCity S/A, PS-5, #2222, bottom back #2860 on #	8.00	335	2523c	15c Tug, (2), PS-3, #1, tied to #6 white cover by Brockton MA 2/12/91 hand cancel, XF, PS-1, #2, plus others tied to #6 white cover by Duluth MN BMC, VF	6.00
307	CV31	Variable, PS-9, #1, XF, values on 2&3 printed on shield	6.50	336	2602	29c Rushmore, PS-1, NO#, Toledo Brown, tied to size 10 white cover by 16 Jan 1993 Tucson AZ BMC, XF	5.00
308	(2)	Stamp Venture test coils strip of 6 & strip of 4 black and white showing eagle in flight over trees with flag, VF-XF	2.00	337	2605	10c E&S, PS-1, #A54445, on size 10 unopened cover from Chanel, XF, short perfs @R	8.00
<b>K. First Day Covers</b>							
309	1897A	2c Loco, #3, F-VF, cancel overstruck, pencil addressed by Artcraft	1.50	338	2902B	23c Flag, (2), PS-1, #A111, on 5-1/4 x 7-1/4 cover from The Barn at the Renaissance, VF, #A212, on size 10 window cover from 3300 Park Ave., VF	6.00
310	(10)	1900,1901,1902,1905,1906,1907,1908,2112,2115, most are pair all NO#, and 1898, #1, all VF, pencil addressed, by Artcraft	10.00	339	2904A	5c Butte S/A, PS-1, #S1111, on size 10 window cover from CARE, XF	6.00
311	1900	5.2c Sleigh, 2 pairs, one plain & one w/ #2, and # is split 25% bottom 75% top, XF, by Fleetwood	6.00	340	2911	5c Mountain, PS-1, #V333323, F-VF, on unopened size 10 cover from Capital City Rescue Mission	9.00
312	2518	F Flower, PS-3, #1222, VF-XF, Hand painted by Don Thompson, shows Dutch girl holding tulips # 8/11	5.00	341	2912	25c Jukebox, PS-1, #111111, on 5-1/4 x 7-1/4 window cover from T.W. Simmons, F-VF, short perfs @L	5.00
313	2523	29c Rushmore, PS-3, #1, VF-XF, Handpainted by Don Thompson, shows Mount Rushmore #1/5	3.00	342	2912A	25c Jukebox, PS-1, #S11111, on 5-1/4 x 7-1/4 window cover from A.P.S. Platinum Visa Card, VF, short perfs @L fro affixing machine	5.00
314	2127ab	7.1c Tractor Zip+4, PS-4, #1, VF-XF, on Compex show cover	3.00	343	2914	25c Jukebox S/A, PS-1, #S11111 on size 10 cover from Home Tech, dated contents enclosed, VF	6.00
315	2124	4.9c Buckboard, PS-5, #3, plain white #6 cover with pencil address, VF	5.00	344	2915A	32c FOP, PS-1, #S11111, VF, tied to size 7 window cover by Queens, NY 3-Aug-97 BMC	2.50
316	2128	8.3c Ambulance, PS-3, #2, plain white #6 cover with pencil address, VF	5.00	345	2915A	32c FOP S/A, PS-1, #89888, VF, tied to size 9 blue utility cover by Suburban MD 4-Dec-97 BMC, open 2sides	4.50
317	2131	11c Stuzl, PS-2, #3, F-VF, # just touches botom, plain white #6 cover with pencil address	5.00	346	2915A	PS-1, #89899, 10/10, VF, tied to size 6 window cover by Manchester, NH 26-Aug-98 BMC	160.00
<b>L. Other Covers</b>							
318	1897A	2c Loco, PS-2, #10, +14c iceboat & 4c Flanagan on size 8 white cover tied by HEAVY cancel, F-VF	2.00	347	2915A	PS-1, #9.9999, VF, tied to size 9 blue utility cover by Suburban, MD 20-Feb-97 BMC open 2 sides	8.00
319	1904	10.9c Hansom, PS-1, #1, plus 19c CV31 NO#, tied to size 10 white cover by 3/2/93 Long Beach CA BMC	9.00	348	(3)	3053, 20c Blue Jay, PS-2, #S1111, 3055, 20c Pheasant, PS-2, #1111, 3263, 22c Uncle Sam, PS-2, #111, all VF, tied to size 6 utility window covers	5.00
320	1904a	10.9c Hansom PC, PS-1, #2, on 6x9 cover from Calif. Democratic Party, F-VF, 2 nibbed perfs @R	20.00				
321	1908	20c Pumper, (13), #1,3-11,13,15,16, F-VF, on mixed size covers, some PMC noted and a few perf fault & missing corners of stamps	20.00				
322	1908	PS-1, #12, tied to size 10 cover by 17 Feb 1983 Orlando, FL BMC, full perfs, VF	40.00				
323	1908	PS-1, #14, VF, tied to size 6 white cover by Tampa FL 27 Sep 1982 PMC, minor perf faults @R	40.00				
324	2005	20c Consumer, (4), PS-1, #1-4, tied to size 6 white covers by 1982&83 cancels, F-VF, #1 has crease down middle of stamp & #2 has perf faults @L, all unopened	15.00				
325	2115	22c Flag, NO#, ERIE Blue, tied to size 7 window cover by 10/7/86 Sheffield, PA BMC, couple perf faults @L	4.00				
326	2115b	22c Test Flag, PS-1, #1, XF, tied to size					

349	?	33c FOCity, PS-1, #V2212, VF, tied to 5-3/4 x 4-1/2 cover by 4-26-99 Erie PA BMC	4.00
350	3281	33c FOCity, (12), PS-1, #1111,2222,3333,3433,4443, 4444,5555, 6666,7777,8888,V1111,V2212, all tied to size 6 utility window covers, VF	---
351	3281	SAME	---

**M. Used Singles**

352	1903a	9.3c Mail W. PC, (2), #2&4, VF, full perfs	4.00
353	(2)	1903a, 9.3c Mail W.PC, #4, F-VF, 1904a, 10.9c Hansom PC, #2, F-VF, both show line gap and have full perfs	2.50
354	1904a	10.9c Hansom PC, #3, VF, shows line gap, full perfs	7.00
355	1904a	#4, VF, 1 nibbed perf @R	7.00
356	(2)	1904a, 10.9c Hansom PC, #1, VF, 1906a, 17c Auto, #6B F-VF but low, both have full perfs	---
357	2115	22c Flag, #14, VF	3.00
358	2115	#14, F-VF but low, # just clears bottom	3.00
359	2280P	25c Yosemite, #1, prephos., XF, foot of # missing	10.00
360	2602	10c E&S, (6), #A43325,A54444, A88888, A89999,A1412 111111, A1110101010, VF	6.00
361	2603	10c E&S, (4), #11111,22221,22222, 33333, F-VF	4.00
362	2914	32c FOP, #S11111, VF-XF	1.25
363	2915A	32c FOP S/A, #88898, 10/10, F-VF, over 3/4 of stamp is thinned	20.00
364	2915B	32c FOP S/A, #S111111, VF-XF	1.25
365	3266	H Hat S/A, #1111, XF	1.25
366	O135	20c Official, #1, VF	5.50
367	O139	D Official, #1, XF	12.00
368	O139	SAME	10.00
369	(100+)	1891/2915, all first class flag, all diff, off paper, F-VF-XF	12.00
370	(38)	2115, #1-5,7,8,10-13,15-20,22, #2280, #2-5,7,9 block tag, 1-3,5-11,13-15, prephos. F-VF off paper, some perf faults noted	18.00
371	(120+)	mostly diff off paper, F-XF, nice starter mix, some perf faults noted, Not just flags in this one	30.00
372	(100)	mixed #'s 22c-32c on piece, F-VF-XF	4.50
373	(100)	SAME	4.50

**N. Used Strips of 5**

374	(10)	1897, #1&2, 1897A, #3&8, 2127a, #1, 2225, #2, 2252, #1, 2228, #1, 2262, #1, 2464, #4, F-XF, 3 strips have hvy cancels	5.50
375	1906	17c Auto, #1, # split 70% bot, 30%top, hvy cancel, F-VF	1.50
376	1906	#6, F-VF horiz. perfs into 7 of 1917 @R, light red hand cancel on Jul 29, 1987	6.50

**O. Books And Misc.**

377		Transportation and Plate No. Coils Issued by Dr. Joseph Agris. This is a collector's edition, leatherette bound and signed by the author. There are several color plates and more than 200 B&W photos,360 pages in all. The book covers Trans.& Regular PNCs from 1891-2279. There will be a \$3.20 mailing charge added to the hammer price.	25.00
378		SAME	25.00
379		SAME	25.00
380		SAME	25.00
381		PNC Varieties, 2nd edition, 1990 by Rob Washburn	15.00
382		Flag Over Porch dummy coil strip of in original Walmart unopened package with Bugs Bunny on magnet dispenser.	5.00

383		SAME with Daffy Duck	5.00
384		SAME with Tweety & Sylvester	5.00

**P. Club Donations**

385	2525	29c Tulip, (5), PS-3, #S1111, VF-XF, slit perfs	4.25
386	2523	29c Rushmore, (5),PS-5, #4, F-VF	7.00

**THE END**

**BIDDERS PLEASE READ**

- 1] Number in ( ) indicates the number of items in the lot.
- 2] Lots with --- have no minimum starting bid, ALL OTHERS DO.
- 3] For precancelled strips, if there is a gap, it is listed.
- 4] In case of a tie bid, the earliest postmark or email will win.
- 5] All winning bids will be at one advance over second high bidder.
- 6] R=right, L=left, BMC= black machine cancel, PMC= purple machine cancel BHC= black hand cancel, HVY= heavy
- 7] There are no phone bids, but EMAIL bids will be excepted.
- 8] All bids must be in the auction directors hands by closing date.
- 9] If you have an email address include it on your bid sheet.
- 10] Bids not conforming the the bidding increments will be lowered one level.
- 11] Please don't waste your time and mine by placing bids that don't reach MIN.
- 12] If your on the net and want to see a scan of any lot I can send you one.

**BIDDING INCREMENTS**

\$ .25 to \$4.75	= .25
\$5.00 to \$9.50	= .50
\$10.00 to \$49.00	= 1.00
\$50.00 to 97.50	= 2.50
\$100.00 to \$495.00	= 5.00
\$500.00 +	= \$10.00

**The official bid sheet is attached to the back of this issue of *Coil Line*.**

**Please follow all of the rules and instructions.**

**Also please note that a few of the lots are illustrated on the back of the bid sheet. Sorry, we can't afford color but these lots are colorful and will certainly enhance any PNC collection.**

## Ads

PNC ALL DIFFERENT numbers:  
80 - \$8.90; 90 - \$9.90; 100 - \$12.00;  
110 - \$14.30; 120 - \$18.55; 130 -  
\$22.40; 130 - \$22.40; 140 - \$27.78;  
150 - \$33.60; 160 - \$40.60. Harry  
Rahn, 6316 La Salle Rd., Delray  
Beach, FL 33484-1594.

COLLECTIONS: 50 different PS-5  
18c to 32c values, water activated  
gum, F-VF/XF \$67.00 face \$80.00;  
50 different PS-3 19c to 32c values,  
water activated gum F-VF/XF \$41.00  
face \$50.000. Ed Wigger, 1123  
Baldwin St., Mechanicsburg, PA  
17055.

COMING IN MARCH! PMCs: A  
Guide to Collecting Purple Machine  
Cancels by Rob Washburn.

Contains all the places that used  
them, slogan types, dial types, flats  
cancels, earliest/latest known uses.  
Illustrated. Spiral bound. \$20.00  
postpaid. Rob Washburn, P.O. Box  
840, Skowhegan, Maine 04976-  
0840.

TRADE OR PURCHASE used PNC  
singles. Trade your extras for mine  
at 100% value as listed in my price  
guide. Get details at [http://www.  
connix.com/~philart](http://www.connix.com/~philart) or send for  
price list to Philatelic Arts, 370 Saw  
Mill Road, Guilford, CT 06437. E-  
mail [philart@connix.com](mailto:philart@connix.com) Fax 203-  
453-0097. SASE appreciated.

PNC used singles, used strips, and  
mint PS5s. Great prices! Visit  
[http://www.angelfire.com/ca5/  
HimesPNCs/](http://www.angelfire.com/ca5/HimesPNCs/) or send SASE for  
details. John Himes, P.O. Box 453,  
Cypress, CA 90630-0453.

All PNC new price list is ready!  
Please send 33c S.A.S.E. for your  
free copy. Many new Scott listing  
changes. Most used PNC's reduced.  
New discounts. Jim Nelson, 5649 E  
100 N, Kendallville, IN 46755-9670  
(219) 897-3975 or (219) 897-3818  
FAX. E-mail [jnelsonpncs@rexnet.  
net](mailto:jnelsonpncs@rexnet.net)

FOR SALE: Eagle & Shield tagged  
in error PN7, Plate #1111. Cost only  
\$4.50. Check, m/o or mint U.S.  
stamps accepted as payment. Free  
shipping. Mail payment to: Sidney  
Myers, 3121 Webster Ave., Minnea-  
polis, MN 55416-2128. Include  
note: E/S PNC7.

## Membership

(Continued from previous page)

*Life members:*

Tom Jillson #768  
Thomas A. Bauch #965  
JR Greeson #908  
Julias G. Clark #216  
James H. Morren #358

*E-mail addresses:*

Dan Forgues - [pnc3@aol.com](mailto:pnc3@aol.com)  
JD Coelho - [jcoelho@bellsouth.net](mailto:jcoelho@bellsouth.net)  
Frank R. Covey - [cquail@macomb.com](mailto:cquail@macomb.com)  
Phil Wexler - [pandfwex@bcpl.net](mailto:pandfwex@bcpl.net)  
Reid Woodruff - [rwoodr7503@aol.com](mailto:rwoodr7503@aol.com)  
Norm Carlevato - [normc@hughes.com](mailto:normc@hughes.com)  
Ike Lee - [ike119@idt.net](mailto:ike119@idt.net)  
Robert E. Thompson - [rthompson@subsidence.org](mailto:rthompson@subsidence.org)  
Thomas Thompson - [tmtommy@groupz.net](mailto:tmtommy@groupz.net)

*Resignations:*

Haiman Nathan #1361  
Kenneth Barnes #782  
Klaus Flinthe - #1248

## Exhibiting

Please forward all exhibiting re-  
ports directly to the Coil Line Edi-  
tor, 909 Parker St., Bowling  
Green, OH 43402 or [halalen@wcnet.org](mailto:halalen@wcnet.org) until further no-  
tice.

### THE PN SEERS



"The USPS recently announced several  
changes and innovations on stamp design.  
We may even see round coil stamps one  
of these days. Why do you suppose they  
do that?"

"Tradition."

# OFFICIAL BID SHEET

- 1] Number in ( ) indicates the number of items in the lot.
- 2] Lots with ---- have no minimum bids, ALL OTHERS DO!!
- 3] For precancelled strips if there is a gap it is listed.
- 4] In case of tie bid, the earliest post mark wins.
- 5] All winning bids are one advance over the second high bid.
- 6] Bids not conforming to the bidding increments will be reduced to next level.
- 7] All bids MUST meet minimum opening bid!!!
- 8] R=right, L=left, BMC= black machine cancel, PMC= purple machine cancel, BHC= black hand cancel, HVY= heavy.
- 9] NO PHONE BIDS ACCEPTED!!!
- 10] All bid must be in the auction directors hands by closing date.
- 11] If you bid please be ready to pay your bill within 5 days of your receipt of the invoice. Every auction I have held for the club there has been at least one member who fails at this and that drags the auction closing out sometimes an extra month. Any member from this auction forward who does not comply with this rule will be denied this club privilege of submitting lots and bidding in the club auctions.
- 12] Lots found to be mis-described must be returned within 5 days, or they are yours. Please phone or E-mail first. (jnjsed717@aol.com)

**BIDDING INCREMENTS**

\$	.25----	4.75----	\$	.25
	5.00----	9.50----		.50
	10.00----	49.00----		1.00
	50.00----	97.50----		2.50
	100.00----	495.00----		5.00
	500.00 +	-----		10.00

**The closing date for this auction is Feb. 19, 2000**

NAME \_\_\_\_\_ PNC3 # \_\_\_\_\_

Home Address \_\_\_\_\_ Home Phone( ) \_\_\_\_\_

City \_\_\_\_\_ ST \_\_\_\_\_ ZIP \_\_\_\_\_

SIGNATURE \_\_\_\_\_  
(ALL SHEETS MUST BE SIGNED)

Your e-mail address \_\_\_\_\_

**Please enter the following bids for me in this mail auction.**

LOT#	BID	LOT#	BID	LOT#	BID	LOT#	BID	LOT#	BID	LOT#	BID	LOT#	BID
_____	_____	_____	_____	_____	_____	_____	_____	_____	_____	_____	_____	_____	_____
_____	_____	_____	_____	_____	_____	_____	_____	_____	_____	_____	_____	_____	_____
_____	_____	_____	_____	_____	_____	_____	_____	_____	_____	_____	_____	_____	_____

**PLEASE CHECK YOUR BIDS CAREFULLY!**

Please limit my purchase to \$ \_\_\_\_\_. Limits under \$50 are respectfully declined. Bid limits will be executed in the order (vertically) that you bid the lots.

Send complete **SIGNED** bid sheets to:  
 Joe Sedivy, PNC3 Auctioneer, P.O. Box 410602, Chicago, IL 60641  
 E-mail – JNJS717@aol.com