


# PNC<sup>3</sup>



# Coil Line

Journal of the Plate Number Coil Collectors Club PNC<sup>3</sup>

<http://www.pnc3.org>

April 1, 2003

Vol. 16, No. 4

Whole Number 176

Frank Covey, President  
16 Grandview Drive  
Macomb, IL 61455  
309-837-5218  
[president@pnc3.org](mailto:president@pnc3.org)

#### Board Members

John Peterson, VP	Ken Cherry, At Large
Tom McFarland Secy.	Scott Adams, At Large
Andrew Jakes, Treas.	Gene Trinks, Past Pres.

Harold A. Brown, Editor  
909 Parker St.  
Bowling Green, OH 43402-2107  
419-352-7900 ([halallen@wcnnet.org](mailto:halallen@wcnnet.org))

## 18c Flag #6 found in mixture

Member W. MacDonald Clark is the latest PNC3 member to report finding a Scott 1891 18c Flag #6 used on piece. (See illustration on page 57).

The stamp was found in a two-pound mix he purchased at a local stamp shop in Toronto, Canada. It was the only Scott 1891 PNC he found in the mix. He wonders if this is the only such find in a mix outside the U.S. The usage is with a 2c Freedom to Speak Out stamp, indicating a 20-cent rate.

Clark reports having collected PNCs since their inception, but in recent years has concentrated on seeking used examples in mixtures. He has mounted about 20,000 PNCs in loose leaf albums. This find will have its own page. He says his recent marriage may deter some of his searching but the find has at least piqued his spouse's interest.

"With best wishes to all collectors who spend hours going through mixes, bourses and dealer's stock books, hoping you one day will have a similar experience."

## Members comment on 'Sampler'

Following are additional comments on the Catalog Sampler that was available for purchase earlier this year. Several comments were also published in the March *Coil Line*. The Editor also welcomes additional commentary, as do members of the group working in the Catalog. Your interest and concerns cannot be addressed if they are no shared.

Robert O. Read, Little Compton, RI 02837

Printing quality and overall impression excellent - A good effort on a much needed product.

As for the numbering system, I feel using series as the primary identifier rather than years has many advantages, but I like your method of variety identifier. Perhaps a combination. Compromise?

Perhaps a label could be issued to list new plate numbers rather than printing an entire new page.

A page with definitions of all terms would be helpful to

(Continued on page 47)

## Message from the President:

### Catalog values among key items

One of the most important sections of the Catalog will be the Values Section. Catalog volunteer and PNC dealer, Jim Nelson, is coordinating the effort to make this section a reality.

While decisions are still being made that affect this section of the Catalog, I thought I would share with you some of the thoughts and processes we are putting in place.

Jim is soliciting current price lists from as many dealers as possible. From these price lists, a Master Values Price Template is being created. This template will have one entry on it for every PNC being sold by any dealer in the lengths we are reporting. The strip lengths on our list as of now are PS5, PS3 and used singles. We know we will have to make some accommodation for PS9 as certain setenant issues are collected as PS9.

To build the Master Values Price Template, a PNC ID and description needs to be assigned for each entry. We will use an Excel Spreadsheet to capture this data. Additional columns will be added for Scott Number, plate number, PS5, PS3 and used singles plus a column for notes about the issue.

The completed Master Values Price Template will have no values listed in the columns for PS5, PS3, and used singles. This list can then be printed or given electronically to volunteers who will then enter the data for one dealer. If the volunteer has the Excel Spreadsheet program, we prefer that the data be directly entered into the Master Values Price Template. If entered on hard copy, an additional step is needed to key the data into the Excel Spreadsheet. If you are a dealer who wants to enter this data yourself on our Master Values Price Template or a volunteer who is willing to do this for one dealer's list, please contact the catalog committee at [catalog@pnc3.org](mailto:catalog@pnc3.org).

Our goal is to do this once every six months, but this will depend whether 1) there is sufficient help available, 2) members want a list this often and 3) dealers will produce and share lists this often.

(Continued on page 44)

## Values

(Continued from page 43)

Once we have all the dealer lists entered in the Master Values Price Template, we will combine them to one Spreadsheet. From this we will calculate average price or median price.

The final product is the Catalog Values List. The sequence planned is by denomination from the 1-cent issues to the \$1. We want the list to be as readable as possible so we will use large type and print it in landscape mode (sidewise on the page).

Some questions still remain. Should we show an issue if only one dealer has it? Would it be helpful to know how many dealers carried an issue?

Let us hear from you, if you have other ideas or are willing to be a part of this effort.

## PNC Handbook update

The current edition of the 410-page PNC Handbook, complete details on all PNCs, indexed, with price list, available at my cost, now \$ 19.00. Printer's price went up again, sorry.

Five PNCs have major cataloged color variations. 5 color sheets available \$ 3.50.

Arthur Westneat, 15 Davis Ave., Durham, NH 03824  
a.westneat@verizon.net

## Letters

### Not too late to use better numbering system

To the Editor:

I may be a bit late in talking about or discussing the new "PNC Identifying System" but it is never too late to change to something that's better.

PNC collectors are unique: We specialize in a very small segment of the stamp collecting world. The actual number of PNCs are in the hundreds. The number of PNC collectors is in the hundreds. And among them are those that collect PNC mint or used singles, PNS-3/5, FDCovers, gum and paper varieties, numbers on top, tagging, etc. For every possible variety there are apt to be a few wonderfully nutty PNCers studying and/or collecting it!

The last thing that we dew hundreds of PNCers need is Scott numbers. It's usage is ridiculous for us. Probably the only ones who can identify the PNC when given its Scott number are Rabinowitz, Lipson, Haake and, perhaps, a few others. . . and I'm not even sure about them!

The best "PNC Identifying System" has been with us for 14 years: Steve Esrati's It is so positively simple. I don't care if a particular PNC has 7-number letters or 17. I would know. . . and every other PNCer would know. . . exactly what stamp we were talking about. Or writing about. Or studying, when given the Esrati number.

There would have to be a few modications, of course. For example, some identical PNCs were printed with different year dates. So you add the years to the numbering

System. It's not a big deal.

As a matter of fact... well, of my opinion...we could do Scott one better, by applying the Esrati numbering system to all of the U.S. Stamps: definitives, commemoratives, air mails, postage dues, revenues. . .the whole schmear. It just might catch on, and leave Scott holding a non-productive, relic numbering system of the past.

How about adding an Opinion Poll in the next issue?

Sydney Kay

5718 Harvest Hill

Dallas, TX 75230-1253

### Article on exhibiting spurs comment

To the Editor:

Gary Davis's column in the January 1, 2003 issue of *Coil Line* prompted me to pull together some of my thoughts about my own exhibiting experiences. I sent them to Gary and he suggested that I edit them down and send them to you for possible inclusion in *Coil Line*.

I collect all U.S. coils that I can afford, and am a regular exhibitor at my local stamp club show (Park Forest, IL Stamp Club) and an occasional exhibitor at Chicagopex. My coils are broken down into eight different fairly broad collections and exhibits beginning with the privately perforated government coils beginning in 1907 and carrying through the current PNCs. I find all of these areas equally interesting because coils have aesthetic appeal to me.

I exhibit primarily for the knowledge gained by putting an exhibit together as well as to support my local stamp club show. Putting an exhibit in shape for a show can be a labor of love, but it is still very satisfying. I don't care much about the award I receive, although I have done pretty well at the local level. At the national level it's much tougher.

In general I have found that the judges are no too familiar with PNCs, or some of the earlier coils for that matter, whether as the local club show (we always have accredited APS judges) or at the national level. There is a tendency to attach greater importance to classical stamps and covers from the 19th and early 20th centuries and postal history exhibits seem to get the highest awards. Modern stamps and covers have not yet gained a level of importance in spite of the fact that they can be just as technically complex and sometimes just as scarce as the classical.

I have two PNC exhibits, one focusing on commercially used PNC strips and covers, and the other on EFOs (most of which do not have plate numbers). The EFO exhibit didn't do too well at my local show so I didn't enter it at Chicagopex. Ironically, some of my best material is in the EFO exhibit. I guess that this is understandable because of the newness of the stamps. I haven't decided what to do next but there are lots of options. Also, I am learning that it's important to let the judges know as much as possible in the title page or in the optional synopsis

(Continued on page 47)

# SNIPPETS

By Alan Thomson

## New Numbers

The USA Flag with cylinder combination #5555 has been found and is readily available. Also new is the 1¢ Tiffany Lamp S11111. The third new number this month is an unusual case because it is a current issue but has turned up only as a lone used single. Dealer searches so far have not located any rolls of the Snowmen with combination G1112. Because a situation like this raises suspicion, a photocopy of the used single is shown below with a very clear view of the final digit. It is a "2". If rolls of this stamp are not found soon, there is a possibility that it may be put back on sale next Christmas. We'll have to hope that happens.



## Are There Mint Strips?

There is a small group that is still very interested in the BEP large roll shoulder die cut varieties and they have hit a brick wall trying to locate mint strips of three of the numbers. The Green Bike #444 square, the Diner #22211 round, and the Eagle & Shield (STD) #11111 round are known in used single form, but no one has reported them in mint strips. If you own a strip of any one of these three, please let us know it exists. A chart and full explanation of these varieties can be found in the December 2002 issue of Coil Line.

## A Very Disturbing Ad

I came across an ad in a national stamp publication that is almost frightening. The seller, an individual, was offering a strip of the Flag Over City #4444 with the yellow 4 missing. An APEX certificate was offered and undoubtedly exists. The genuineness of the strip is not the problem, it's the asking price, which was \$2,500. A missing plate digit on any PNC where that color is present in the design is nothing more than a printing freak and has little or no premium value over a normal strip. The ad was too bold to be an attempt to defraud and it appears the seller just didn't know any better. The strip is worth about \$7, so keep knowledge on your side.

## Ditto from an eBay Offering

A recent offering on the web claimed that a single 20¢ Flag Over Supreme Court coil was a black missing error. According to the description the building and statue are not there but the flag and half the flag pole are present. What? If half the pole is there, how can the stamp be a black color missing error? You've got to watch these people. Some don't understand.

## FOP #66666 10/11 Sold

I previously told you I'd pass on the sale price of one of the 12 reported used copies of FOP #66666 10/11 if such a transaction took place. It has, and I will, although the sale price is not a true market indicator. There were too many unusual factors built into the bargain to give it real market standing. The sale was a private agreement between two friends, which considered elimination of auction fees and factored in saved time and money use. In my opinion the \$300 exchange was about 40% of a realistic open market price. Treat that as you wish.

## Update of Mountain Scorecards

The following tally for the two new die cut types of the (5¢) Mountain coils from BEP and Avery include the original discovery covers. No mint stamps or strips of either type have been reported. The BEP #1111 9/10 total now stands at eight, two covers and six singles. The Avery #V333342 13/12 has a reported total of 25, 23 singles and two covers. It's important to mention that 17 of the 23 singles were reported by one individual via the net. I don't know the reporter and have not had the opportunity to question him. Seems like quite a few in one person's possession. Thanks to those who reported.

## Slicing Oddity on USA Flag

Doug Iams bought a roll of the USA Flag with combination #4444 and found an unusual slicing fault that is consistent throughout. Every 13 1/2 stamps the bottom edge has a tiny step cut in it. It's unlikely this is due to web movement or the top edge would also have a step. The prevailing theory is that the slicing wheel involved was bent and made the indentation every 298mm. Look below the denomination in the photo.



## FOP Experimentation Trivia

The period when BEP was experimenting with on-line die cutting of the Porch Flag coil is fascinating. The time frame extended over a 20 month period from April 1995 through November of 1996, when the process was abandoned. A couple of us are still seeking an answer from the Bureau as to why this process was attempted at all, because on-press processing of any sort had a bad track record. I have a theory about off-line equipment that would explain why it was attempted, and I'll let you know if I'm right or wrong.

## FOP "Classics" Project Still Alive

Collecting 200% photocopies of used FOP #66666 10/11, #66666 12/11, #78777 10/10 and #13231A 10/10 VP is ongoing. If you haven't submitted yours to Jim Fowler or me, please contact me at PO Box 91 Northwood, NH 03261.

# CURRENT ISSUE NUMBERS & ROLL SIZES

03/10/03

AHT

**KEY:** A-100, B-500, C-3000, D-10000

EP - EMBEDDED PHOS      UT - UNTAGGED  
 SP - SURFACE PHOS      [xx] - NUMBER INTERVAL  
 BK - BLOCK TAG          (NL) - LINERLESS  
 OA - OVERALL TAG        \* **NEW NUMBER**

Plate number intervals are shown in brackets following the stamp name. If more than one is indicated, the order is that in which the different printer's plate numbers are listed.

Example: Juke Box [24] for BEP. [14] for Sennett Security.

**PRINTER PLATE NUMBER PREFIX LETTERS:**

A - American Bank Note	S - Sennett Security Prod.
B - Banknote Corp. of Am.	V - Avery-Dennison
G - Guilford Gravure	None - BEP
M - 3M	

37c FLAG (SA) [24]

#1111      A  
 #2222      A

37c FLAG (SA) [20]

#B1111      C, D

37c FLAG [14]

#S1111      A, C, D

37c FLAG (SA) [24]

#1111      A  
 #2222      A  
 #3333      A  
 #4444      A  
 #5555\*      A

37c TOYS (SA) [12]

#B11111      A  
 #B12222      A

37c SNOWMEN (SA) [12]

#G1111      A (NL)  
 #G1112\*      A (NL)

37c OFFICIAL [14]

#S111      A

1c KESTREL [24]

#1111      B, C (TYPE I)  
 #1111      B (TYPE II)  
 #1111      C (Type III)  
 #2222      C  
 #3333      C  
 #4444      C

1c LAMP [14]

#S11111\*      C

2c WOODPECKER [24]

#11111      C, D  
 #22222      D

3c STAR [14]

#S111      D

5c CIRCUS [48][24][14]

#1      B, C (OA) [52]  
 #1      B, C (UT) [52]  
 #2      C  
 #A1      D  
 #A2      D  
 #A3      D  
 #S1      D  
 #S2      D (GLOSS)  
 #S2      D (SHINY)  
 #S3      D

5c TOLEWARE [14]

#S1111111      D

23c G. W. (SA) [12] [11]

#B11      A  
 #V11      A  
 #V22      A

(5c) SEA CST (SA) [20]

#B111      D

(5c) WETLANDS [14]

S1111      C, D

(5c) WETLND (SA) [21]

#1111      C (light color)  
 #1111      D (dark color)  
 #2222      C, D  
 #3333      C, D  
 #4444      D  
 #5555      D  
 #6666      D

(10c) GREEN BIKE [14]

#S111      B, C, D

(10c) G. BIKE (SA) [21]

#111      D  
 #221      D  
 #222      D  
 #333      C, D  
 #344      C  
 #444      C, D  
 #555      C, D  
 #666      C, D  
 #777      C, D  
 #888      D  
 #999      D

(10c) ATLAS (SA) [20]

#B1111      D

(10c) LION (SA) [21]

#S11111      D  
 #S22222      D  
 #S33333      D

(10c) LION [14]

#S11111      B, C

(10c) E&S STD [24]

#11111      D  
 #22222      D

(10c) E&S STD (SA) [21]

#11111      C, D  
 #22222      D  
 #33333      D

(15c) WOODY (SA) [21]

#S11111      D

(25c) DINER [14]

#S11111      D

(25c) DINER (SA) [21]

#11111      D  
 #22211      C, D  
 #22222      D  
 #33333      D  
 #44444      D  
 #55555      D

(25c) JUKE BOX [24][14]

#111111      B, C  
 #212222      B, C  
 #222222      C  
 #332222      C  
 #S11111      D  
 #S22222      D

(25c) JUKE (SA) [21][21][7]

#111111      C  
 #222222      D  
 #S11111      D  
 #S22222      D  
 #M11111      D (NL)

■ The Wetlands color differences on 1111 are in the stamp background.

■ The Kestrels differ in the order of color laydown. Colors are black, yellow, cyan and magenta. Type I sequence is BYCM. Type II is BCYM. Type III is YMCB. The color order shows in the plate number.

## Letters

(Continued from page 44)  
page, including scarcity.

I admire the efforts of Gary Davis, Bill McMurray and Rob Washburn, and perhaps others I don't know about. I hope that more of the near 800 PNC3 members will give it a try. I think that those who do will find it a satisfying learning experience regardless of whatever award they may receive. Also, I am hopeful that more judges will become acquainted with PNCs.

George W. Ritter  
4424 Farmington Ave.  
Richton Park IL 60471

## Sampler

(Continued from page 43)

A minor typo on page 26, 3rd paragraph "The PS9 the puts plate numbered . . ."

Whatever you decide, stick with it and finish the project, and don't worry about NIH criticism.

Martin Muckler, Flushing NY 11366

Changes - PNC ID list (#3) place the PNC # in the first column & Scott # in second column. Since we are going from PNC # to Scott #, is it possible to put Scott # on Name Index?

WOW. Terrific job Well done. A lot of hours must have gone into this.

Richard L. Jordy, San Antonio TX 78216

Liked . . plate # lists and recording backnumbers

Changes . . you need a Glossary explaining non-defined terms, e.g. what is "non-phosphored type III or phosphored type I, or prephosphored. How can you tell the difference?

Comments . . An amazing job! The best catalogue I have found!

J. R. Haislet, Spirit Lake ID 83869

Liked . . Everything looks great SUPER JOB - I'll be ordering the complete catalog soon!

Changes . . NONE

Comments . . Liked everything & the cross ref to Scott #'s too.

Dr. Robert Moskowitz, Montclair NJ 07043.

I liked it all but the 37c Flag was beautifully done.

Changes . . none

Comments . . PNC ID is helpful and necessary

Robert J. Novak Edison NJ 08837

Liked . . Pics of different varieties and the really good details.

Changes . . would it be possible to put the PNC/Scott

Cross Ref in order of denomination?

Comments . . The PNC ID numbers may work better than I originally thought before seeing the Sampler.

Robert L. Geary, Bolling Springs, PA 17007

I liked . . color is excellent

Changes . . I think I'm grasping the system, but would prefer a simpler one. I'm afraid I have no helpful suggestions towards that end though.

Comments . . Beautiful! Better than expected. I'm anxious to complete it!

William Crispens, Baltimore MD 21206.

I liked . . I think the pages are very well done.

Comments . . I think this system could get a bit complicated

Howard Kerman, Skokie IL 60077.

I liked . . They are quite informative.

Changes . . Perhaps you might include a Glossary

Comment . . (on PNC ID) A little confusing.

(Continued on page 48)

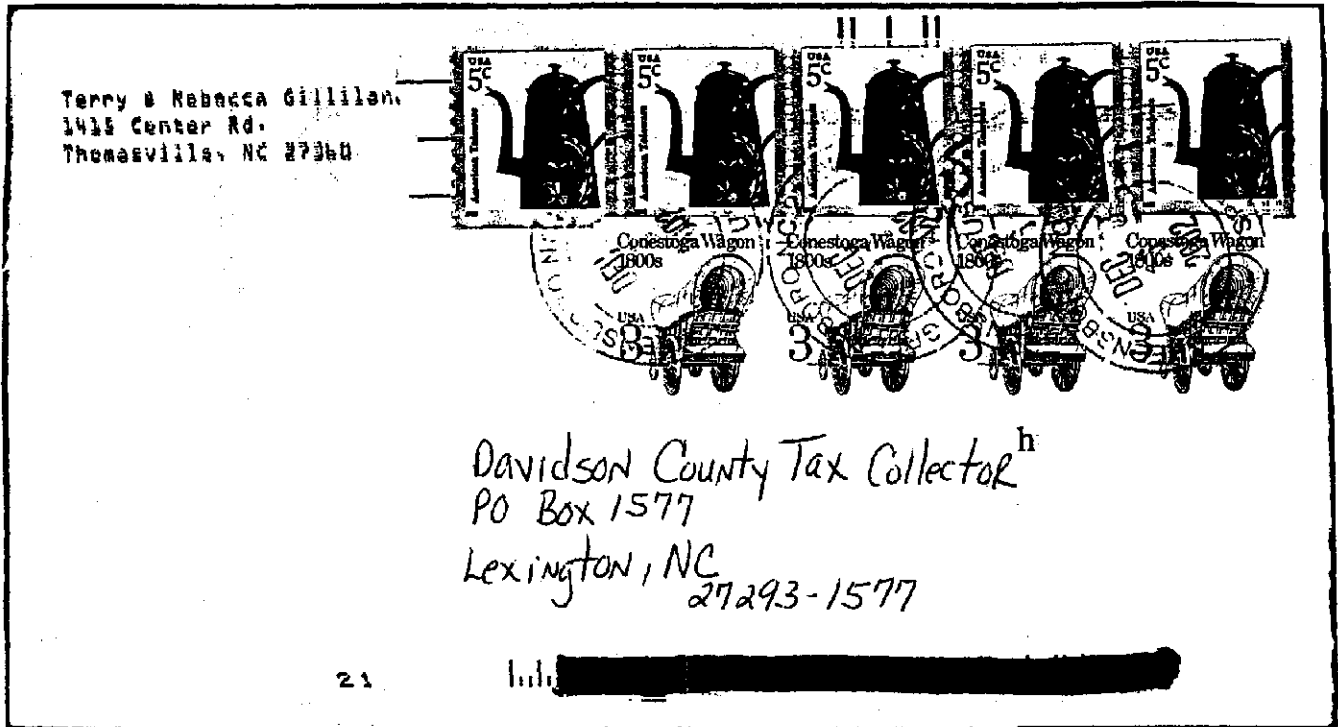
## OFF PAPER PNC SINGLES FOR SALE

**Different numbers, no  
damage, approximately  
\$300 catalog value +/-  
For \$40.**

**Two orders of same for \$75  
plus big gift.  
Postpaid  
No limit**

**Nistoran, 4831 W. Elm Dr.,  
Phoenix, AZ 85031-1343**

## COVER OF THE MONTH



The above cover features the earliest known commercial use (so far) of the 5c Toleware #S111111 coil, 12/16/02. A frugal mailer put use to the SASE provided by the American Institute for Cancer Research (which was intended to be used to send in a donation) by putting a label over the ACIR address, readdressing it, and mailing it to the local tax collector. (Cover courtesy of Thomas Babb) (If you have an interesting, out of the ordinary, scarce, or unusual candidate for *Cover of the Month*, please send a photocopy of your cover against a black background to Rob Washburn, P.O. Box 840, Skowhegan, Maine 04976-0840.)

## Sampler

(Continued from page 47)

Webster Hall, Richmond IN 47374.

I liked . . . Page look great - are plate numbers going to be included?

Changes . . . Get a number system that is not related to year - Use denomination as the key item for the ID. Important.

Comments . . . I organize my strips by value & by the type same as planned. Would like to see a comparison of other numbering systems. Anything to get away from year & relate to value.

Peter A. Conrad, Battle Ground WA 98604

The catalog format/layout is fine and the added expense/cost for color is well worth it. I particularly like


having images like VP, PV, square corner, round corner, back numbers, etc. included. Would the cost be prohibitive to include tabbed dividers for the various sections in the final product?

I am not convinced of the need for a separate PNC-ID. It is definitely not intuitive [for me at least!] and requires committing to memory too many variety/sub variety indicators. This is probably the result of the 'an elephant is a mouse designed by a committee' affect or the brain child of a stifled systems engineer! That last comment is not meant to be derogatory. It is only a sign of the times we live in. I've been there, done that in my 38 year career in the aerospace industry.

The bottom line is that I like it and can live with it and I appreciate the work that the catalog committee is performing.

# One Large Hole Perforation Variety Of the WAG Lion

By Frank Covey


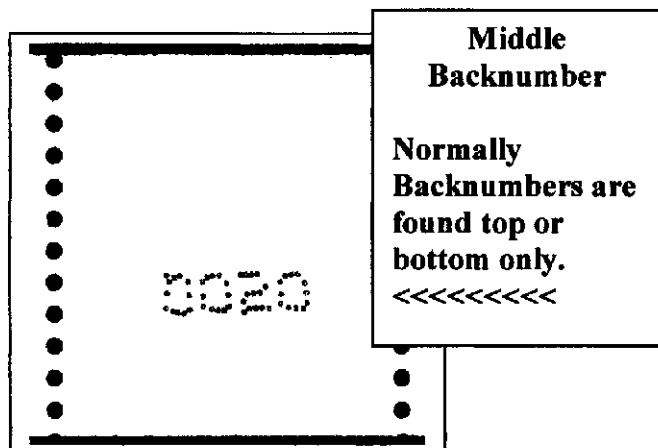



The PNC<sup>3</sup> Website ([www.pnc3.org](http://www.pnc3.org)) has images of the large and small hole WAG Lion varieties. While I have not seen these in person yet, the clear website images leave no doubt of their existence. To view online, click on PNC Data, Detail Pages, New Issues.

Those who have the Catalog Sampler know of the large-small hole perforation variety (page 7 of the 2002 New Issues) on the 37-cent Flag Waving (PNC ID 2002-3). This WAG coil, like the Lion shown above, was produced by Sennett Security Products. Sennett produces coils that have plate numbers that begin with an "S".

Sennett WAG perforations are done by a skiving process whereby pins push up the stamp paper and the holes are shaved off the top of the pins. When this process goes awry, different size holes are produced.

Looking at the Lion PS3 above, you will note one large perf hole in the center of the perf line to the right of the plate number. This was found on both odd and even middle backnumbered rolls. It did not occur on every plate numbered strip on the roll, but when it did occur it was always in the same location.





## Catalog Corner

### Scanning at Plymouth Show

Bring items to scan for the CATALOG to the Plymouth Show, April 26<sup>th</sup>. There will be a computer with scanner attached to scan images of constant plate varieties, plate number EKUs, or other items you think should be in the catalog.

### PNC ID List Corrections/Changes

Our thanks to PNC member **Frank Nemeth** who noted that the Flag over the Supreme Court Precancel was issued in 1984 not 1981. This changes the PNC ID from 1981-9 to **1984-5**.

The Lion WAG shown in the next column is added to the PNC ID lists. It will appear on all lists as **Lion** following the precedent set with the list issued with the PNC lists issued with the Catalog Sampler to put SA after self-adhesive issues, but nothing after water-activated gummed issues. The new PNC ID assigned to the Lion is **2003-1**.

Sampler owners, please make changes to all three of your PNC ID lists.



(10 cent) NDN Lion  
PNC ID 2003-1

### WAG Lion

The water-activated version of NDN Lion (shown above) was announced in SNIPPETS last month. It's the first coil issue of 2003. Per the PNC<sup>3</sup> website [www.pnc3.org](http://www.pnc3.org), Scott has assigned number 3769 to the WAG Lion. This is the same design that was used in the self-adhesive version (PNC ID 2000-2) issued November 9, 2000.

WAG Lion is available from both e-mail Philatelic Centers (Providence RI or Tucson AZ) in rolls of 500 or 3000. The rolls of 500 have 3 digit pink backnumbers and the 3K rolls have 4 digit pink backnumbers. PNC collectors will want to get these from a stamp dealer unless they have a precancel permit allowing them to use up the scrap.

# Call for Update to Bison Back Number Location Table

(Short) Location Table of the Reported Bison Back Serial Number			02/26/03		
(1)	(2)	(3)	(1)	(2)	(3)
00000 -			00050 - 1R, 2R		
00001 - 2L, 1L			00051 - 1R, 2R		
00002 - 2L, 1L			00052 - 1R, 2R		
00003 - 2L, 1L			00053 - 1R, 2R		
00004 - 2L, 1L			00054 -		
00005 - 2L, 1L			00055 -		
00006 - 2L, 1L			00056 -		
00007 - 2L, 1L; 1L, 1L			00057 -		
00008 - 1L, 1L			00058 -		
00009 - 1L, 1L; 1L, PN			00059 - 1L, PN		
00010 - 1L, 1L; 1L, PN			00060 -		
00011 -			00061 - 1L, PN		
00012 - 1L, PN			00062 - 1L, PN		
00013 -			00063 - 1L, PN		
00014 - 1L, PN			00064 -		
00015 -			00065 -		
00016 - 2L, 1L			00066 - 1L, PN		
00017 - 2L, 1L			00067 - 1L, PN		
00018 -			00068 - 1L, PN		
00019 - 2L, 1L			00069 - 1L, PN		
00020 -			00070 - 1L, PN; 2L, 1L		
00021 -			00071 -		
00022 - 2L, 1L			00072 - 1L, PN		
00023 -			00073 - 1L, PN		
00024 - 2L, 1L			00074 - 1L, PN		
00025 - 2L, 1L			00075 -		
00026 - 2L, 1L			00076 -		
00027 - 2L, 1L			00077 - 1L, PN		
00028 -			00078 -		
00029 -			00079 -		
00030 - 1R, 2R			00080 -		
00031 -			00081 -		
00032 - 1R, 2R			00082 -		
			00100 -		00150 -
			00101 - 2R, 2L; 2L, 2L		00151 -
			00102 -		00152 -
			00103 -		00153 -
			00104 -		00054 -
			00105 -		00155 -
			00106 -		00056 -
			00107 - 2R, 2L		00157 -
			00108 - 2R, 2L		00158 - PN, 1R
			00109 - 2R, 2L		00159 -
			00110 -		00160 - PN, 1R
			00111 -		00161 - PN, 1R
			00112 -		00162 -
			00113 - 2R, 2L		00163 -
			00114 - 2R, 2L		00164 -
			00115 -		00165 -
			00116 - 2R, 2L		00166 -
			00117 -		00167 -
			00118 -		00168 -
			00119 - 1L, PN		00169 -
			00120 -		00170 -
			00121 -		00171 -
			00122 - 1L, PN		00172 -
			00123 -		00173 -
			00124 - 1L, PN		00174 -
			00125 -		00175 -
			00126 -		00176 -
			00127 -		00177 -
			00128 - 1L, PN		00178 -
			00129 - 1L, PN		00179 -
			00130 -		00180 -
			00131 -		00181 - 1R, 2R
			00132 -		00182 - 1R, 2R

00033 -	00083 -	00133 -	00183 -	
00034 - 1R, 2R	00084 - 2L, 1L	00134 -	00184 - 1R, 2R	
00035 - 1R, 2R	00085 -	00135 -	00185 -	
00036 -	00086 -	00136 -	00186 -	
00037 - 1R, 2R	00087 - 2L, 1L	00137 -	00187 -	
00038 -	00088 - 2L, 1L	00138 - 1L, PN	00188 -	
00039 -	00089 -	00139 -	00189 -	
00040 - 1R, 2R	00090 -	00140 - 1L, PN	00190 -	
00041 - 1R, 2R	00091 -	00141 -	00191 -	
00042 - 1R, 2R	00092 -	00142 - 1L, PN	00192 -	
00043 - 1R, 2R	00093 -	00143 -	00193 -	
00044 - 1R, 2R	00094 - 2R, 2L	00144 -	00194 -	
00045 - 1R, 2R	00095 -	00145 -	00195 -	
00046 - 1R, 2R	00096 -	00146 - 1L, PN	00196 -	
00047 - 1R, 2R	00097 -	00147 - 1L, PN	00197 -	
00048 -	00098 - 2R, 2L	00148 -	00198 -	
00049 -	00099 -	00149 -	00199 -	
(1) The first 5 digits of the 9-digit Bison back serial number.				
(2) Position of the first digit.				
(3) Position of the last digit.				
(4) To supply unreported locations, please write to Eugene Liu, PO Box 52, Downey, CA 90241-0052; eliu@co.la.ca.us				

As shown in the Table, out of 185 possible entries for the 21 Bison by Avery Dennison with the plate number V1111, only 78 had been reported. Although many entries could be filled in by a simple extrapolation from the context, there are in particular 8 ranges that will aid in narrowing down the transition point from one production run to the other:

(00015-, 00015-),  
(00028-, 00029-),  
(00054-, 00058-),  
(00078-, 00083-),  
(00089-, 00093-),  
(00117-, 00118-),  
(00148-, 00157-),  
(00162-, 00180-).

Also, 00006- was reported to come from the cave. If there are others from the Kansas cave, please let me know.

Eugene Liu, PNC3 # 509  
eliu@co.la.ca.us

## PNC Values List Order Form

The Plate Number Coil Catalog Committee compiled its first PNC Values List in July 2003, consisting of the median price asked by dealers for mint PS5 strips, used PNC singles, and mint strips with backnumbers. The list is in denomination order and is identified both by Scott and PNC-ID numbers.

The third printing of the PNC Values Report is available for purchase by Plate Number Coil Collectors Club members only. Orders and remittances received by the Treasurer will be filled during December 2003 on a first come, first served basis; thereafter, orders and remittances received by the Treasurer will be filled during the first quarter of 2004. Orders in the USA will be sent as printed matter bound. Orders from outside the USA will be sent by air mail.

	<u>Quantity Ordered</u>	<u>Price</u>
PNC Values List @ \$3.75	_____	_____
USA Postage & Handling @ \$2.25*		_____
Canada + Mexico Postage & Handling @ \$4.00*		_____
Rest of World Postage & Handling <u>per item</u> @ \$10.00*		_____
Total Remittance (in US funds ONLY)		\$ _____

\* Postage & Handling charge will accommodate as many as two copies.

Check or money order should be payable to PNC3.

Mail Order Form and Remittance to: Andrew Jakes, PNC<sup>3</sup> Treasurer  
2303 Horseshoe Ct.  
Grayslake, IL 60030-9327  
USA

Your PNC<sup>3</sup> Member Number \_\_\_\_\_

Your Name (PRINT) \_\_\_\_\_

Your Mailing Address (PRINT) \_\_\_\_\_

\_\_\_\_\_  
\_\_\_\_\_

Please provide your e-mail or evening telephone number in case we need to communicate with you regarding your order. Thank you.

# RECENT ROAMING REPORT

MARCH 6 - CLEARLAKE PARK, CA

The trek is over and friend wife and I are once again back home. The trip was long, but eventful. This year's sojourn was spiced with the three normal Regional PNC3 Meetings; which we try to incorporate into our tours; and visitations to other significant philatelic satellite posts of activities.

Departing the middle of January after hectic preparations of a display featuring Black Heritage stamps for Black History Month for our local Post Office, we headed for Los Angeles. We first attended the ORCOEXPO show held in Garden Grove. The PNC meeting there was ably led by Tony Willison. Although the world was not shattered by an earth shaking attendance, we did get to see Richard Beecher, a long time member and past VP, and other members. The catalog sampler in color was displayed and discussed by VP John Peterson, up from San Diego. The thoughts were in agreement such a venture was a worthy course of endeavor, and minor suggestions were proffered. Introductions and drawings were standard features. Dave Cobb, Newport Harbor Stamps, and one of our dealer members, provided memorable material for the drawing along with other offerings. We often don't thank our contributors enough for these items.

We thence proceeded to the warmer(?) climes of Arizona where we ran the furnace and sported warm top shirts. Again our Regional Meeting at Tucson was hosted by Tony Willison. John Peterson chased us over with the catalog sampler to display. I had bought several strips of the Flag USA #3333 enroute and had them available for sale. Renate Fearance of the Tucson Philatelic window indicated the 3s might be difficult futurely. No one had ferreted out the 5s yet but I predicted the numbers will parrot the past Flag issues and proceed up through the As and Bs. Brace your coin sacks.

Introductions around gave Dave Bize an opportunity to show and offer some of his accumulation of covers. Jewel Meyers introduced members of the Postal History Foundation in Tucson whom invited membership and talked about the institution and the Arizona Philatelic Rangers affiliation. All were invited to tour the facility and to support it. I shall address this subject again later.

We had parked up the Motor Home on David-Monthan AFB and departed from there after the show. We headed for Florida still looking for warm weather. There is about a week's time between these events and we plugged along trying new routes.

The Florida Show and Regional meeting was alive and well. We usually park in the large waterfront lot behind the Municipal Auditorium in Sarasota, where the show is held. This year was no exception. This was the 50<sup>th</sup> anniversary show and there were no competitive displays, only Gold Medal exhibits. They were all outstanding. The weather was brisk!

Fred Sener, given in to by Tom Haire, monitored the PNC meeting. Tom has hosted many past years. The same problems were encountered this year as in the past. The meetings are held on the upper balcony and all of the floor noise makes hearing very difficult, particularly for us old fogies whose ears have listened to jet screams for many years. I have suggested to "management" the movable wall solution and they have retorted the "money" problem. I still think the library is a reasonable alternative. We did that before.

Anyway, I had conned John out of his color sampler of the proposed catalog and passed it around to provide those attending a look at the results. All liked the layout with reservations on the numbering system (usual) and suggestions for a glossary and other applicable info (which I'm sure will be included).

The Florida Philatelic Foundation Library provided a silent auction in support of their institution during the show. It was the first I had ever participated in and it was a delightful

experience. The PNC material was meager but other selections were manifold. I'm afraid they jiggled me out of some Ks. But I also filled some holes inexpensively. While there, I chatted with Bob Lamb about the feasibility of including a MH or RV parking area at the APS Match Factory project. Just a few spaces with hook-ups would encourage usage and visits to the facilities. Let's see if we hear anything further on this.

The remainder of the trip was spent renewing old acquaintances and places. The Port Charlotte Cultural Center hosts a stamp group area each Wednesday from 9-12. I attended it regularly when living there. Of course I renewed that experience. Warren Heidenis, a past member, mentors there but has given up the PNC effort as too difficult to keep up with since I left. (I used to keep him up to snuff.)

Heading home, we stopped in Foley, Alabama where I located a childhood friend and neighbor. We shared stamps and collecting in 1936 onward as well as sports and so forth. I hadn't seen him since 1944 when he departed for Navy duty, college, and ultimately Studebaker Co. He still has his stamps but isn't active in the pursuit. Nor does he drive Studebakers anymore! We also visited a friend from my first Navy duty assignment after advanced training. He lives on the Texas border near the Louisiana line. Then on to Abilene to spend some time with a niece and family. We were still looking for warm but got cold rain.

Upon our return to Tucson, we spent time visiting the Postal History Foundation previously mentioned. It was an enlightening experience with an old post office facility and other historical items and museum pieces, as well as other philatelic activity. The people there are the kindest, most helpful you can expect to find. I shall add my support. If I lived close, I know where I'd be spending a lot of time. Onward toward home and the gas prices got scary as we approach and enter California. Guess I'll have to resort to stiffer rubber bands!

Some of the queries gathered on the trip concerned the terms we use. Some complained about not understanding some of the terms and references we use in PNC3 and its literature. Of course I realize all terms have been explained before, and in this publication. But it is of little benefit to the newcomer. Perhaps when we get a standing catalog of relative permanency, the problem will be lessened by the inclusion of a "terms and references glossary". Until such time, I shall again include some of the items in question. This will assist those present newer members, but will be reoccurring as newer members join our ranks. I again invite all to review those *Coil Line* issues available on the website.

In addition to the confusion of nomenclature, the question of separating stamps from covers also arose. I will again endeavor to add my "solution" to this sticky mess. Needless to say in case of historically desirable stamps on presentable covers, don't soak at all. On others, my solution is "Ronsonol" lighter fluid. Seems to work like magic every time for me, even on those classic sheets of bunnies and bugs. Several applications may be necessary to remove all of the gum, but a pristine copy without thins will be preserved. The residual fluid dries away quickly. To suggest dangerous flammability would insult your intelligence, so I won't say that! Of particular concern are older stamps of the FOP issue. Some of the mixed digit numbers (7-8-9) are notably hard to soak free, and I have learned to avoid even attempting a water bath for fear of ruining a scarce copy. As fewer copies remain to be discovered, all due caution should be employed to those remaining. I go right to the fluid.

The question of the relationship of identification to the "peaks and valleys" of die-cut stamps to denote one from another is as important as designating perforation counts. As die-cutting mats can be installed upside down as well as rotated, different cuts can be obtained. As this makes a different item, attention is required to identify what stamp you have. Some are much more desirable (spoken "valuable") than others. Observing the first shape on the upper left of the stamp, face up makes identification. If the first shape is a hump, it is noted by a capitol "P". Between the humps are the valleys. If the first shape is an indentation, or valley, it is designated by a capitol "V". The end of the die-cut is also noted in like manner. Therefore a stamp's left side may be a PP, PV, VP, or VV. The number of peaks are also counted to identify the item.

After the left side is identified, proceed to the right side with the same procedure. Therefore a stamp may earn the identification of FOP 66666 10/10 VP/PV or some other configuration.

# Membership

Names of applicants are published for members to review. Any member who questions the suitability of a prospective member should contact the chairperson of the Membership Committee, James Markley, 100 Sparrow Drive #14, Royal Palm Beach, Fla. 33411 with the objection. The committee will recommend for or against membership.

## *New applicants:*

Jeff Gordon (1683)  
P O Box 2792  
Chicago, IL 60090  
(312) 697-4640 (day)  
[jgordon@duffllc.com](mailto:jgordon@duffllc.com)

Gary Chicoine (1684)  
207 Lyons Rd  
Geneva, NY 14456  
(315) 789-0615 (day)  
[imok2020@yahoo.com](mailto:imok2020@yahoo.com)

## *Changes of address:*

Robert Soccorsi (175)  
8069 Glenwood Ave.  
Boardman, OH 44512-5830  
(330) 758-7032

Larry G. Haynes (501)  
4014 Bear Creek Trace  
Baytown, TX 77521-3093

Tom Grande (893)  
1232 Knollwood Ln  
Mendota Heights, MN 55118-1706

Donald Thompson (1428)  
846 Banyan Rd.  
Vero Beach, FL 32963-1601  
E-mail: [ann3239@bellsouth.net](mailto:ann3239@bellsouth.net)

Robert Lord (1635)  
10 Chugack Ave  
Kenai, AK 99611-7099

Paul L. Bongiovanni (108)  
zip code 02871-0919

Raphael Peretz (316)  
zip code 11357-3318

Mario Chevette (600)  
postal code Canada H4A 2K7

Edward J. May (1008)  
zip code 11379-5404

(Continued on page 57)

# PNC<sup>3</sup> meetings and slide shows

A monthly listing of scheduled Regional and Annual Meetings will be published in *Coil Line*.

Regional Meetings are to be arranged through RMC Chairperson Tony Willson will coordinate PNC<sup>3</sup> meetings and also supervise the PNC<sup>3</sup> slide programs. Anyone who wishes to host a regional meeting or check out one of the slide programs can write to Willson at: 1041 Bradcliff Dr, Santa Ana CA 92705-2334. He can be reached by e-mail at:

**ANTHONY.**

**WILLSON@WORLDNET.ATT.  
NET** or by phone at (714) 544-6799.

He will make sure the editor is notified so that ample notice can be included in *Coil Line*. The local organizer can also submit additional information. Please work as far in advance as possible.

## **Upcoming meetings:**

**Plymouth Show, Saturday, April 26, 10:30 a.m. to 12:45 p.m.** Central Middle School, Plymouth, MI.

We plan to feature the plans for the new PNC Catalog as the topic for the meeting, and Frank Covey will be the presenter. Sufficient time will be provided to allow for member feedback and discussion.

**Annual meeting – Saturday, Aug. 9, Columbus, OH.** – Details to be announced. The club will continue its tradition of holding an annual meeting in conjunction with the APS Stampshow. The usual procedure is a board meeting in the early morning with the club meeting late morning to early afternoon.

An incorrect date was published in the March issue. Apologies from the Editor. This meeting is earlier in the month than in recent years.

## COIL LINE

Published monthly as the journal of the Plate Number Coil Collectors Club, also known as PNC<sup>3</sup>. Copy must be in the hands of the editor no later than the 15th of the month. The March issue was mailed Feb. 21.

**President:** Frank Covey, 16 Grandview Dr., Macomb, IL 61455  
[president@pnc3.org](mailto:president@pnc3.org)

**Distribution:** Alan Thomson, P.O. Box 91, Northwood, NH 03261 or [mrsnips@tds.net](mailto:mrsnips@tds.net) Mailed under Bulk Rate permit No. 1, Northwood, NH 03261. Contact Alan first about which back issues he has in stock.

He may refer you to Charles Still at 15826 N.E. 184th St., Holt, MO 64048 for older issues. Please include an SASE. There is a modest charge to cover expenses.

**Changes of address:** Should be sent to and membership applications are available from Tom McFarland, Secretary, P.O. Box 756, Princeton Jct., NJ 08550 [secretary@pnc3.org](mailto:secretary@pnc3.org)

**Mailing list:** Rental of the club mailing list is available. A one-time usage of labels costs \$50. Contact the secretary (above).

**Dues:** Are \$12 per year (\$17 for First Class mailing of *Coil Line*, \$17 for Canada and Mexico and \$22 for all others) and should be sent to Andrew Jakes, 2303 Horseshoe Ct., Grayslake, IL 60030-9327 [treasurer@pnc3.org](mailto:treasurer@pnc3.org)

**Advertising rates:** Are \$42 for a full page, \$24 for 1/2 page and \$12 for 1/4 page per issue. A check or money order made payable to PNC<sup>3</sup> must be submitted with the advertising copy. All copy should be sent to the Editor, 909 Parker St., Bowling Green, OH 43402-2107.

**E-mail -** [halallen@wcnet.org](mailto:halallen@wcnet.org)

Members are entitled to two free, 40-word ads per year. Word ads are available at 6 cents per word per issue to nonmembers and those members who have used their free ads.

## Ads

C98a Block of 20 (Mazzei) perf 10 1/2 x 11, \$50; 2723a Block of 4 (Hank Williams) perf. 11 \$50; C10a strip of 3 (Lindbergh booklet) \$50. 1596d (13 Eagle & Shield) Pl. Bk. Of 12 with 16 plate numbers perf. 11, \$200. Gene Kiehlmeier (814) 864-6437.

ALBUM FOR used PNC singles. Complete from 1981-2000. \$47.95. 2001 supplement \$15. S&H \$7.00 CT add 6% tax. Get details! [www.philaticarts-pnc.com](http://www.philaticarts-pnc.com) or send 60c #10 SASE Philatelic Arts, 370 Saw Mill Rd. Guilford, CT. 06437.

PNC USED SINGLES, used strips and MNH PS5s. Great prices! Visit <http://www.angelfire.com/ca5/HimesPNCs> or send SASE for details. John Himes, P.O. Box 453 Cypress, CA 90630-0453.

AIRMAIL ALBUM: Consists of C7-C131 with a few exceptions. Mint plate blocks, coil strips and booklet panes. Over \$800 CV. Selling for \$400. Gene Kiehlmeier (814) 864-6437.

BUY/TRADE used PNC singles! Details at [www.philaticarts-pnc.com](http://www.philaticarts-pnc.com) or send 60c #10 SASE to Philatelic Arts, 370 Saw Mill Rd. Guilford, CT. 06437.

SEND FOR LIST OF plate number strips of 5, unhinged, mint. (Do not know if tagged or untagged). Send 60c cash or postage. I will furnish the envelope. Also some plate number covers used. Paul Rossman, 952 La Teirra Dr., San Marcos, CA 92069.

SEND \$9.25 FACE VALUE for MNH strips of 3 or 5, receive five pair casino dice, my choice. Chuck Swain, 2215 Wendell Ave., Louisville, KY 40205-3063. Money order or check also welcome.

EACH MEMBER is entitled to two free, 40-word ads per year. Additional ads are 6 cents per word per month.

SEND \$25 FACE MNH PNC strips of 3 or 5, receive grab box of mint factory sealed Hot Wheels, Johnny Lightning and other die cast cars, my choice. Chuck Swain, 2215 Wendell Ave., Louisville, KY 40205-3063; money order and check also welcome.

JUST PUBLISHED! 240+ pages, 2002-3 Guide to Collecting PNC Stamps. Detail info and color pictures, Scott #'s, spiral bound. Article on PNC GAP's. Prices for strips, used singles. \$39.50 plus \$5.25 S&H. CT add 6% tax. [www.philaticarts-pnc.com](http://www.philaticarts-pnc.com) Philatelic Arts 370 Saw Mill Rd. Guilford CT. 06437.

## Membership

(Continued from xx)

### Reinstated:

Subway Stamp Shop (1249)  
c/o Virginia Goldberg  
2121 Beale Ave  
Altoona, PA 16601  
(814) 946-1000

### Dropped for nonpayment:

J. B. Braman (206)  
Noel Ahrens (236)  
Evelyn Perkins (305)  
Kent Knebel (382)  
Larry Crain (544)  
Cameron Walker (739)  
John T. Dahlstrom II (790)  
Tom Goetz (853)  
R. M. Orr (874)  
Irving H. Kempner (949)  
Shirley Corp (1067)  
Ershad Mansur (1091)  
Marvin Bregman (1125)  
Homayoun Mohajeri (1187)  
George Mott (1315)  
John H. Muller (1393)  
William Mustatia (1424)  
Richard Page (1425)  
James Mule (1461)  
Kurt Albrecht (1469)  
Charles A. Johnson (1507)  
Paul Fierens (1598)  
Robert W. Lord (1635)  
Daniel E. Arsenault (1639)  
Stephen F. Herzick (1645)  
Ralph Haas (1649)  
Sam Rodgers (1650)  
Bill Goldmann (1655)  
Jimmie W. Grissom (1659)

## New/changed evening telephone numbers:

Paul L. Bongiovanni (108)  
(401) 842-2072  
Mario Chevrette (600)  
(514) 369-0200  
Rick Staiger (807)  
(847) 253-2386

## E-mail addresses:

Mario Chevrette (600)  
[mchevr@po-box.mcgill.ca](mailto:mchevr@po-box.mcgill.ca)  
Rick Lancaster (692)  
[modcover@gwi.net](mailto:modcover@gwi.net)  
Ton Rutten (1612)  
[ton.rutten@wxs.nl](mailto:ton.rutten@wxs.nl)

## Deceased:

Patrick Fetta (1306)

## Recap:

Previous membership	780
New members	2
Reinstated	1
Deceased	-1
Dropped, non payment	-29
New Total	753

## 18c Flag No. 6 on piece

Below is a photocopy of the 18c Flag No. 6 discussed in an article on page 43 of this issue of *Coil Line*.

