

PNC



Coil Line

Journal of the Plate Number Coil Collectors Club PNC³

<http://www.pnc3.org>

December 1, 2003

Vol. 16, No. 12

Whole Number 184

Frank Covey, President
16 Grandview Drive
Macomb, IL 61455
309-837-5218
president@pnc3.org

Board Members

John Peterson, VP

Tom McFarland Secy.

Andrew Jakes, Treas.

Ken Cherry, At Large

Scott Adams, At Large

Gene Trinks, Past Pres.

Harold A. Brown, Editor
909 Parker St.

Bowling Green, OH 43402-2107
419-352-7900 (halallen@wcnet.org)

An Unconventional Way to Enjoy an Age Old Hobby

By Michael B. Lipson

What is the newest rage in buying and selling collectibles? It's eBay, of course. If you've never participated in one of eBay's online auctions, then surely you're familiar with eBay's flashy ads fashioned after old time musicals. A company whose ads project a light-hearted sense of humor... eBay offers stamp collectors and dealers a new venue for buying and selling their wares.

Using eBay, buyers and sellers are brought together in a virtual auction house. As with a traditional auction, sellers list items for sale and buyers bid on those items. This, however, is where the similarity ends. On eBay, buyers are much better able to conduct quick and efficient searches for the items that they wish to buy. Items are arranged by topics such as clothing, collectibles, jewelry, and electronics, to name a few. Of particular interest to PNC³ members is the wide range of categories for U.S. stamps, to which PNC was recently added as a subcategory-brought about largely through the efforts of PNC³ webmaster, Ron Maifield.

It is the availability of common search tools that makes buying on eBay so powerful. In seconds you will be able
(Continued on page 156)

Results of Auction 29 announced

Club Auctioneer Joe Sedivy reports Auction 29 was another good one. "Well over half the lots sold and the best part is that of the 19 donation lots only three went unsold. If these unsold lots have been in the auction more than three times I will pull them and send them out as a door prize to a regional meeting.

"I would like to thank all that have donated lots to the club. I have a back log of them and try to put as many as I can but not to take away from other lots in the auction. I think I have about 30 more lots still to list under the donation section. Also please note that due to other commitments I am behind in this auction in notifying winning bidders but will try to get that done as quick as possible."

Message from the President:

2003 - Quite a Year

Nine coil issues appeared in 2003. The parade was lead by the gummed non-denominated (10¢) Lion with 3 and 4 digit pink backnumbers. Large and small perforation varieties were discovered as well as the variety now known as "Super perf" (one extra large perforation in the perf column to the right of the plate numbered stamp).

The beautiful 1¢ Tiffany Lamp came with a black background. Dark colors are not often seen because tagging does not show up well against a dark background. Since values less than 10¢ are no longer tagged, this was the perfect issue for black.

Two Seacoast issues showed up. The first, a gummed version by BCA (Bank Note Corporation of America), followed the self-adhesive version BCA had done in 2002. The second was a self-adhesive version by Ashton-Potter. The Seacoast replaces the Nonprofit Wetlands that has been with us several years.

In April BCA lost their printing contract with USPS, but not before they printed 37¢ SA Flags in rolls of 100. In contrast to their BEP counterparts, the colors were bright and the die cutting was well done. The roll ends had die cuts going through the liner. BCA's production methods were so precise that plate numbers that began a roll were only on stamp 4, 8 or 12. This meant that collectors could only find roll ends with the die cutting through the liner on a PS1, PS7 or a PS9. (See July 2003 *Coil Line*)

In summer the non-denominated (25¢) American Eagle flew in. This is a replacement for the First Class Presort Diner coil. The Eagle's ten different designs caused collectors to rethink the strip length they wanted to collect. Many opted for PS11 instead of the traditional format, which would dictate PS21. Scott is listing these as PS11 and PS21.

The surprise at STAMPSHOW in Columbus, OH, was the unannounced Stick Flags from Sennet Security Products. A leader strip with a description of the contents, a
(Continued on page 156)

Quite a year

(Continued from page xxx)

flag picture and the product code secured this coil of 100. No bubble pack here.

As winter approaches the Snowy Egret is now on the scene. Done by Avery-Dennison, it features the same PV and VP die cuts found on the 23c Washington coil also done by Avery. There are already indications that we may see some of the interesting die cutting mistakes found on the 23c Washington.

The year ends with the reprint of the Presorted Standard (10¢) SA Atlas coil. BCA formerly had printed this one too.

Expect to see Catalog pages offered for all these 2003 issues early next year. Early last year the Catalog Committee offered a Catalog Sampler of 2002 New Issues. Feedback forms indicated that members really like the vivid color on these pages. In late summer the Catalog Committee offered the PNC Values Lists. Because of demand, these Values Lists (PS5, Used Singles and Backnumbers) are now in the third printing. There is an order form in this *Coil Line* for those that still do not have a copy.

- Frank Covey

ebay

(Continued from page 1)

to search through a list of thousands of items finding the two or three specific items that meet your criteria. You can search by name of the seller or by looking for a specific word or phrase in the product description. You can also browse an entire category, such as PNC. One handy tool is the use of "*", referred to as the "wild card" symbol. By placing the "*" at the end of PNC (i.e., PNC*) during a key word search, you will be able to select all items with "PNC" as the first three characters. For example, a search using PNC* could retrieve the following variety of selections: PNC, PNC5, PNC 5, PNC's, or PNC-5.

Before the auction starts, the seller specifies a minimum acceptable bid and a time limit at the end of which the auction will close. Buyers bid on items of interest from the comfort of their homes using their own personal computers. When the auction closes, if there is a bid that has met or exceeded the pre-set minimum, then the item is sold. eBay then notifies both the buyer and seller via email of the final selling price. This is eBay's last official act regarding the transaction; unlike in a traditional auction, eBay, the auction house, does not assert to the quality or fitness of the merchandise being sold. After notification of the winning bid is sent to buyer and seller by eBay, these parties exchange information and complete the transfers of payment and product independent of eBay.

Since eBay does not take possession of either the product or the payment, trust between the participants is key to the success of this virtual auction house. To reduce the anxiety and uncertainty of buying and selling online, eBay offers to users a service called "Feedback." At the completion of a transaction, buyers and sellers are encouraged to submit

compliments or criticisms regarding their experience with their trading partner. This information is stored on each participant's individual profile and is made available to future eBay users who may be considering entering into a transaction with that person.

There are, of course, risks in trading on eBay. A buyer may be faced with disappointments such as getting a product of lesser quality than expected, receiving a product different from that expected, or never receiving the product at all. On the seller's side, problems could involve timing or amount of payment.

Buyers can minimize unpleasant experiences by utilizing eBay's "Feedback" feature. Buyers are urged to review a seller's feedback profile before entering into a purchase with that seller. The best advice regarding any transaction (face to face, traditional auction, or online trading) is to know your seller. Start slowly, building up a relationship with various sellers. Get to know the quality of merchandise offered by different sellers and don't have unrealistic expectations of merchandise quality. Be sure to ask the seller for more information about the product if the posted description does not contain enough detail. Also, take special note of the seller's terms and conditions of sale; if the buyer is expected to pay postage and handling for the delivery of the product, you want to be sure to factor this cost into your bid price.

At a minimum, sellers should require receipt of payment before shipping the product to the buyer. While many sellers take personal checks, other payment options can better safeguard the seller's interests. Secure online credit card services such as PayPal allow buyers to pay for their purchases with a credit card even if the seller is not individually registered to accept credit card payments. Use of PayPal or Postal Money Orders benefits both buyer and seller, allowing shipment of the merchandise to be expedited.

To get started, visit eBay on the World Wide Web at www.ebay.com and register as an authorized user. There are no fees for browsing through or bidding on items for sale, but users must register before they can buy or sell an item. When setting up an account, you will be asked to choose a user name and provide an e-mail address, password and personal contact information.

It is important to only provide personal information to eBay when you have logged on through the official web address: www.ebay.com. Never answer an e-mail asking for personal contact information-no legitimate company such as eBay would ask for this information via e-mail. A recent internet scam involves e-mail messages designed to look like they are coming from reputable companies. These e-mails are sent out to unsuspecting individuals who are asked to provide personal information in order to complete a transaction. Always stay alert to this or other attempts to gain your personal information using the internet.

Once you have registered on eBay, the fun begins. New users are encouraged to take the time to explore some of the more important menu items located at the top of eBay's


(Continued on page 166)

SNIPPETS

By Alan Thomson

Some Flag Confusion

Several recent cases show there is an identity problem with the two 37¢ Flag coils printed by Banknote Corp. of America. The stamps look very much alike even though one comes from rolls of 100 and the other from rolls of 3K or 10K. Both bear the plate number B1111. Some collectors believe they have found a die cutting variety when comparing used PNC singles. But they are overlooking two key points. The stamps from rolls of 100 have square corners and a 2003 date, while the larger roll stamps have a 2002 date and are die cut all around (not sliced), giving them rounded corners. Yes, the die cuts are different, but neither is a variety of the other. Below, the left stamp is from a roll of 100 and the right one is from a large roll.



Snowman G1112 in Rolls

Right on schedule and as several of us predicted, the 2002 holiday Snowmen linerless coil has gone back on sale. Among the rolls are an adequate supply of the cylinder combination G1112 which late last winter appeared to exist only in used form. Between the original discovery copy until the rolls turned up, about five used examples were reported. Donna Rajotte, our indispensable USPS friend in Providence, RI, reported in late October she had received many G1112 rolls. With mint strips available the few used copies lost a lot of value in a hurry.

Avery Prints New Atlas Coil


With stamp printing contracts changing hands so frequently we have been swamped with previously issued stamp designs being printed by a new company. The latest instance is the (10¢) Atlas standard mail stamp that was originally printed by Banknote Corp. of America. BCA lost its contract and more Atlas stamps were needed, resulting in a new printing by Avery Dennison. The new stamp differs in color slightly, with a new date and die cuts that measure 11, rather than the original 8.4. The new Avery rendition probably comes from the DNK press using a 10X40 cylinder. It has plate number V1111 every 10 stamps and the new die cuts. Since this is a large roll coil, no die variety that so often comes from Avery, is likely. Of course, someone could have turned the die mat upside down (rotated 180 degrees). BCA did it.

Untagged 20¢ Flag Gets Certificate

Last month Ken Moreau's find of a 20¢ Flag plate #3 PS3 with tagging omitted was reported here. Expertization was recommended. But Ken had already sent it to APEX and with lightening speed a certificate was issued indicating the strip is genuine in all respects and lacks any tagging.


Gem in Giveaway Collection

Enter Ken Moreau again. His son was given a minor collection of PNC's and he, in turn, gave the hodgepodge of strips to Ken. In sorting through the accumulation Ken experienced what all collectors hope for. There among the mundane was a PS3 of the scarce 18¢ Flag #6. See this gem below.



New Shoulder Die Cut Found

We haven't heard much lately about the die cut shoulders from BEP printed large roll PSA stamps that held our attention last year. Jim Tod, who collects used PNC's, has found a new one to add to the list. He's found a Green Bike #333 with a rounded shoulder on the last shape at the bottom of the die cut. This brings the total to 15 plate numbers on seven different issues that are known to have both a square shoulder and a rounded shoulder. Three of the square type are known only as used singles. The picture below shows the two types.



Egret from Avery

Any coil printed by Avery Dennison that is issued in rolls of 100 immediately generates interest because two different collectible strips for every plate number may exist. Avery appears to have used two different die cutting mats on the 23¢ George Washington coil with different ratios of VP to PV in them. One is 1:1 and the other is 11:1 on 12 row cylinders. A die cut shift found by Mike Lipson on Egret V1111 indicates the 11:1 ratio mat was used on that number so finding the PV cut could prove difficult. From my rolls that same 11:1 mat was used on V2111 so finding the PV type may be difficult there too.

Membership Hits All Time High

During the last two months there has been an explosion in applications, putting membership at 837 which is well above the previous high of 815 in 2000. We have Linn's Stamp News and editor Michael Schrelber to thank for this. His great article in the 13 October issue introduced many collectors to our club. Thank you, Michael, and welcome to all.

CURRENT ISSUE NUMBERS & ROLL SIZES

11/08/03

AHT

KEY: A-100, B-500, C-3000, D-10000

EP - EMBEDDED PHOS UT - UNTAGGED
 SP - SURFACE PHOS [xx] - NUMBER INTERVAL
 BK - BLOCK TAG (NL) - LINERLESS
 OA - OVERALL TAG ***NEW NUMBER**

Plate number intervals are shown in brackets following the stamp name. If more than one is indicated, the order is that in which the different printer's plate numbers are listed. Example: G. Washington: [12] for BCA, [11] for Avery.

PRINTER PLATE NUMBER PREFIX LETTERS:

A - American Bank Note	P - Ashton-Potter
B - Banknote Corp. of Am.	S - Sennett Security Prod.
G - Guilford Gravure	V - Avery-Dennison
M - 3M	None - BEP

(37c) FLAG (SA) [24]

#1111 A
 #2222 A

37c FLAG (SA) [20]

#B1111 C, D

37c FLAG [14]

#S1111 A, C, D

37c F (SA) [24] [12] [14]

#1111 A
 #2222 A
 #3333 A
 #4444 A
 #5555 A
 #6666 A
 #7777 A
 #8888 A
 #9999* A
 #B1111 A
 #S1111 A

37c TOYS (SA) [12]

#B11111 A
 #B12222 A

37c SNOWMEN (SA) [12]

#G1111 A (NL)
 #G1112 A (NL)

37c EGRET (SA) [11]

#V1111* A
 #V2111* A

37c OFFICIAL [14]

#S111 A

1c KESTREL [24]

#1111 B, C (TYPE I)
 #1111 B (TYPE II)
 #1111 C (TYPE III)
 #2222 C
 #3333 C
 #4444 C

1c LAMP [14]

#S1111 C

2c WOODPECKER [24]

#1111 C, D
 #2222 D

3c STAR [14]

#S111 D

5c CIRCUS [48][24][14]

#1 B, C (OA) [52]
 #1 B, C (UT) [52]
 #2 C
 #A1 D
 #A2 D
 #A3 D
 #S1 D
 #S2 D (GLOSS)
 #S2 D (SHINY)
 #S3 D

5c TOLEWARE [14]

#S1111111 D

23c G. W. (SA) [12] [11]

#B11 A
 #V11 A
 #V13 A
 #V21 A
 #V22 A
 #V24 A
 #V35 A
 #V36* A
 #V48 A

(5c) SEA (SA) [20][22]

#B111 D
 #P1111 D

(5c) SEACOAST [10]

#B111 B, D

(5c) WETLANDS [14]

S1111 C, D

(5c) WETLND (SA) [21]

#1111 C (light color)
 #1111 D (dark color)
 #2222 C, D
 #3333 C, D
 #4444 D
 #5555 D
 #6666 D

(10c) GREEN BIKE [14]

#S111 B, C, D

(10c) G. BIKE (SA) [21]

#111 D
 #221 D
 #222 D
 #333 C, D
 #344 C
 #444 C, D
 #555 C, D
 #666 C, D
 #777 C, D
 #888 D
 #999 D

(10c) ATLAS (SA) [20]

#B1111 D

(10c) LION (SA) [21]

#S11111 D
 #S22222 D
 #S33333 D

(10c) LION [14]

#S11111 B, C

(10c) E&S STD [24]

#11111 D
 #22222 D

(10c) E&S STD (SA) [21]

#11111 C, D
 #22222 D
 #33333 D

(15c) WOODY (SA) [21]

#S11111 D

(25c) DINER [14]

#S11111 D

(25c) DINER (SA) [21]

#11111 D
 #22211 C, D
 #22222 C, D
 #33333 D
 #44444 D
 #55555 D

(25c) EAGLE (SA) [20]


#S1111111 D
 #S2222222 D

■ The Wetlands color differences on 1111 are in the stamp background.


■ The Kestrels differ in the order of color laydown. Colors are black, yellow, cyan and magenta. Type I sequence is BYCM. Type II is BCYM. Type III is YMCB. The color order shows in the plate number.

Ashton-Potter Seacoast Backnumbers A Challenge for Collectors


By Frank Covey



**First Backnumber and
The only 5-digit number**



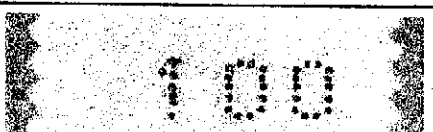
Highest 4-digit backnumber



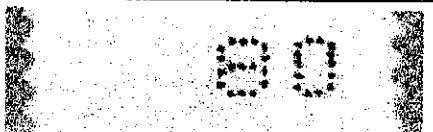
Lowest 4-digit backnumber



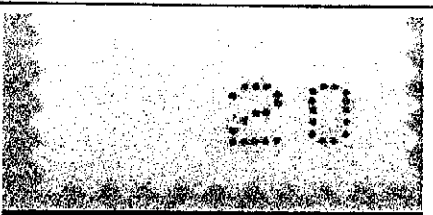
Highest 3-digit backnumber



Lowest 3-digit backnumber



**Highest 2-digit backnumber
And lowest**



The self-adhesive Ashton-Potter Seacoast comes in rolls of 10,000 with aqua backnumbers. Even though the backnumbers illustrated here are right side up for readability, backnumbers on this issue are upside down in relation to the image on the stamp. All the backnumbers shown with this article are top backnumbers.

Backnumbers on this 10K coil are twenty stamps apart while plate numbers are twenty-two stamps apart. The only known plate number is P1111.

As a backnumber collector, I usually try to get examples of all the different varieties. Coil issues come in different roll lengths. Traditionally the rolls of 500 have three digit backnumbers, the 3K rolls have four digit backnumbers and the 10K rolls have five digit backnumbers. On some issues a three digit backnumber might come in three different colors. Other coils with backnumbers have a constant number of backnumber digits throughout the roll. On the Ashton-Potter Seacoast backnumbers, no leading zeroes are shown. Therefore, five digit, four digit, three digit and two digit backnumbers can be found on the same 10K roll.

There is only one five digit number on the roll i.e. 10000. The face of this stamp has sticky residue on it from the tape used to secure the start of the roll.

There are 450 4-digit backnumbers on a roll. These should be the easiest to acquire. Only 45 3-digit numbers can be found making these a tougher find.

Very difficult to acquire are the 2-digit backnumbers. There are only four of these per 10K roll.

These rolls come with top or bottom backnumbers on "odd" or "even" rolls. On "odd" rolls backnumbers fall either to the left or right of the plate numbered stamp. On "even" rolls it's possible to have a backnumber on the same stamp as the plate number.

Catalog Corner




37c Flag Waving SA (SSP)
PNC ID 2003-7

A new self-adhesive 37c Flag from Sennet Security Products (SSP) appeared at STAMPSHOW. SSP issued a water-activated version in rolls of 3000 before the rate increase last year. The image on this issue is identical to that one.

The new product is issued in coils of 100, but is delivered as a stick of five as shown in the photo to the right.

The new stamp has the year 2003 in the lower left corner and a plate number beginning with the letter "S". The shape of the die cuts differs from any other self-adhesive 37c Flag issued to date.

There was no formal announcement of this issue and no first day ceremony.



Leader &
Wrapper for
single coil

100 COIL, PSA
37¢ FLAG
TOTAL: \$37.00




More 23c Washington Die Cut Varieties Bells with Clappers and Clapper Notches

By Frank Covey




**Bell Bottom V46 with clapper showing on 1L
Clapper notch at top of 1 Left stamp**

**Close up of Bell
With Clapper**



When there is a strong half bell image in the lower right corner, the upper left corner becomes less than half a peak. This partial peak is very weak and can tear away leaving a clapper notch in the top right hand corner. If the paper from the notch stays attached to the stamp above, the stamp above becomes a bell with a clapper. I have only found examples of bell clappers and clapper notches on plate V46. I have not found a clapper on a plate numbered stamp yet. Bells are known on plates V46 and plate V36.



Close up of Bell Clapper notches on V46 coil

Die Cuts on the Avery 23c George Washington

By Doug Iams

There seems to be a lot of confusion about the die cuts on the 23c George Washington coil stamps from Avery. This article will start off trying to explain how to identify the die cut varieties and ends up with an argument against the die cut mat design theory put forth by Frank Covey in the November Coil Line.

The printed web is die cut before it is slit into rows. Each column of die cutting cuts vertically through all of the rows and consists of long serpentine segments (peaks and valleys) separated by short vertical segments. The short vertical segments have been named separators. As will be seen below, the shape formed by the separator and the ends of the serpentine segments that it separates depends on whether the serpentine segments end in a peak or a valley.

The drawings in the figures on the next page represent magnified views of a portion of the die cutting at the bottom of one row of stamps and the top of the next row of stamps.

The separators are horizontally located along the line that passes through the mid points between the peaks and valleys (the dashed lines in the figures).

If the die cutting and slitting is perfect (left hand drawings in the figures), then the separators will be vertically located so that they are split equally between two rows of stamps, with the bottom half of one separator at the top of a stamp and the top half of another separator at the bottom of a stamp.

To identify which die cut variety (PV or VP) you have, look on the LEFT side of the stamp at the first feature below the top separator and the last feature above the bottom separator. If the first feature below the top separator is a peak (P) and the last feature above the bottom separator is a valley (V), then you have a PV. If the first feature below the top separator is a valley and the last feature above the bottom separator is a peak, then you have a VP.

If you are having trouble identifying the separators, the key to identifying them is that they stick out only half as far as a real peak (if they are next to a real valley) or half as far in as a real valley (if they are next to a real peak).

Because the separator is so short, if the die cutting or the slitting is shifted slightly, instead of half a separator at both the top and bottom, it will instead produce a complete separator at either the top or bottom depending on the direction of the shift.

If the shift is larger, not only will a complete separator show at either the top or bottom, but also some of the serpentine pattern that was supposed to appear on the adjacent row. Examples of this type of shift are shown in the right hand drawings of the figures.

Figure 1.

Bottom of PV on top of top of VP.

Left – Properly cut..

Right – Die cutting shifted up or row slitting shifted down showing a short peak at bottom of upper stamp.

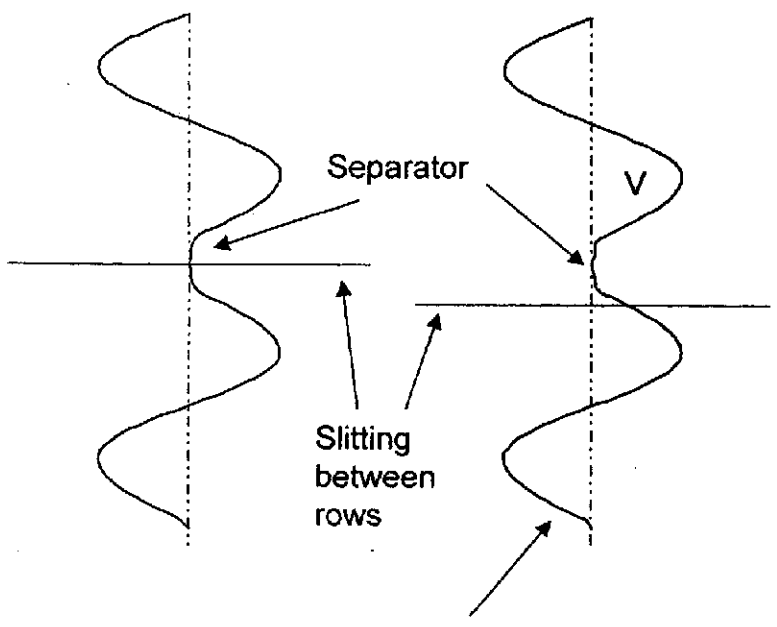


Figure 2.

Bottom of VP on top of top of PV.

Left – Properly cut..

Right – Die cutting shifted up or row slitting shifted down showing a shallow valley at bottom of upper stamp.

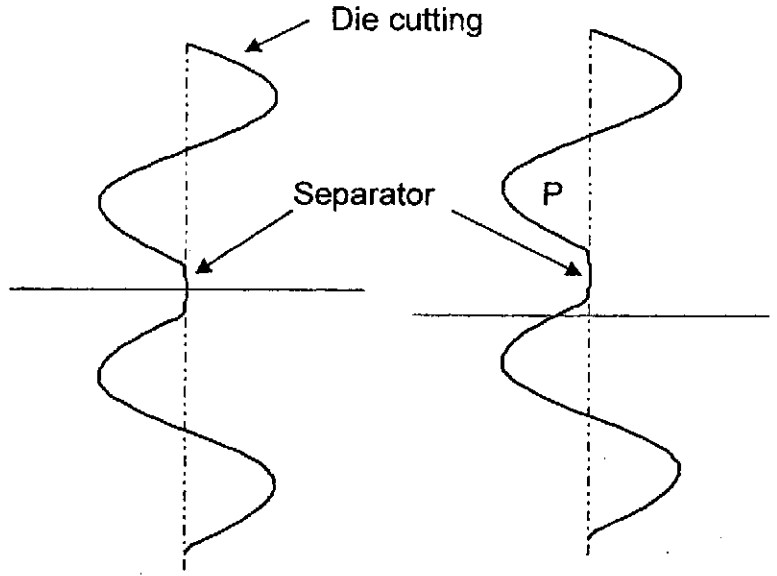
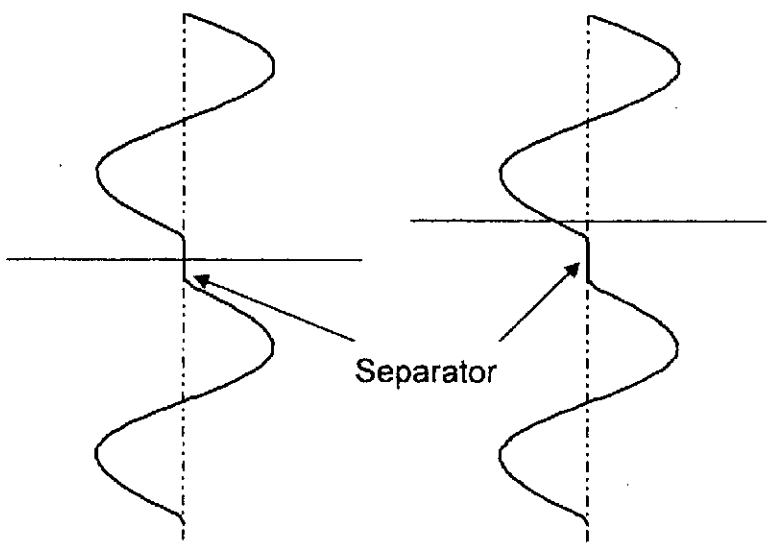


Figure 3.

Bottom of VP on top of top of VP.

Left – Properly cut..

Right – Die cutting shifted down or row slitting shifted up showing a "bell" at top of lower stamp.



Stamps with this type of shift can still have their die cut variety identified. In the example in the right drawing of figure 1, the last feature above the bottom separator on the upper stamp is a valley. Since there is no VV variety on these stamps, this is enough to identify it as a PV. In the example of the left drawing of figure 2, the last feature above the bottom separator on the upper stamp is a peak. Since there is no PP variety on these stamps, this is enough to identify it as a VP.

When the BEP produced the 10/10 PV and 10/10 VP varieties on the 32c Flag over Porch it did so with two different die cut mats. In contrast, the mats that Avery has been using produce both PV and VP varieties from different rows from the same die cut mat.

Looking at the right hand drawings in figures 1, 2 and 3 where there has been a shift so that it shows a complete separator plus part of the serpentine pattern that was supposed to appear on the adjacent row, you can see that there is a distinctive shape in the vicinity of the separator that depends on which type of rows are on top of each other.

If you have a PV row on top of a VP row (figure 1), you get a shallow peak (which Covey has called a knoll), if you have a VP row on top of a PV row (figure 2), you get a shallow valley, and if you have a VP row on top of a VP row (figure 3), you get a curly shape that Covey has named a bell. While a PV on top of a PV could theoretically exist, there is no evidence of this.

In his November article, Covey put forth a theoretical die cut mat design that he suggests has been used to process all of the 23c GW stamps from Avery. It was based on the plate layout being 24 rows high by 11 stamps per row. The actual layout is 12 rows high by 22 stamps per row (with 2 plate numbers per row). When this was explained to him he indicated that his 24 row mat design should be truncated after 12 rows (see table on next page).

While his proposed design does produce the three known shapes noted above, it fails to fit the rest of what is known.

His single mat design gives 33.3% PV and 66.7% VP for all plate number combinations. Instead, what has been reported is that for some numbers the PV was easy to find but that on other numbers the PV has been much harder to find. The figure Dr. Rabinowitz has been quoting is about 8% to 10% PV for the ones where the PV is hard to find. How can a single mat design produce this?

It is far more likely that Avery used two different mat designs to process the 23c GW.

The 21c Bison coil that was produced by Avery is known to have used a mat design that alternated between VP and PV (see May 2001 Coil Line page 49). The use of a similar alternating design as one of the mat designs for the 23c GW (but with 12 rows) would indeed make the PV easy to find. Also it would only produce shallow valleys and short peaks and does not produce the bell which is unknown on the numbers where the PV is

easy to find. In the chart below I have assumed that it starts with a PV, but I do not know which it starts with.

For the second mat design, I propose that it uses a single PV row at the top and VP in all the other rows. This design does produce only 8.3% PV, which matches nicely with the figure quoted above. It also only produces only short peaks and bells and does not produce the shallow valley which is unknown on the numbers where the PV is hard to find. I do know there is a PV in the top row because I have a V46 that is a PV that I can identify as being from the top row because it has a straight part at the top that is longer than the normal separator (they have to extend the straight part longer at the very top and bottom of the mat to guard against leaving an imperf section if the slitting is shifted up or down).


Why they have this weird second mat design is anyone's guess. I suspect it is nothing more than someone not paying attention to what they were doing.

Below is a table showing the proposed mat designs along with the plate numbers that are proposed to have been processed with them. In discussing this with several people, there is some dispute as to whether the PV on the V21 is common or scarce. It may be that part of the V21 printing was processed with a common PV mat and part of it was processed with a scarce PV mat.

As these proposed mat designs are only theoretical and not based on information directly from Avery, the theories may change as further information becomes available.

Row	Covey	Alternating	Single PV
	33.3% PV 66.7% VP	50% PV 50% VP	8.3% PV 91.7% VP
	All #'s	V11, V22, V35	V13, V21, V24, V36, V46
1 (top)	PV	PV	PV
2	VP	VP	VP
3	VP	PV	VP
4	PV	VP	VP
5	VP	PV	VP
6	VP	VP	VP
7	PV	PV	VP
8	VP	VP	VP
9	VP	PV	VP
10	PV	VP	VP
11	VP	PV	VP
12 (bot)	VP	VP	VP

COVER OF THE MONTH



The above cover features a likely illegal reuse of the 17¢ Electric Auto Precancel coil. The Electric Auto coil was probably removed from a piece of junk mail and placed on this cover and reused. Since this coil is untagged, it did not trigger the cancellation machine. The cover has contents dated November, 1983. (Cover courtesy of Alphonse Ponzillo.) (If you have a candidate for *Cover of the Month*, please send a photocopy of your cover against a black background to Rob Washburn, P.O. Box 840, Skowhegan, Maine 04976.)

ebay

(Continued from page 156)

eBay's home page. Of particular interest are "Services," "Site Map," and "Help." Detailed information for buyers and sellers is available by clicking on these headings... find out for yourself how easy it is to buy or sell on eBay.

While buyers do not pay any fees for browsing, bidding or purchasing, sellers are subject to a variety of fees. Participants are urged to learn the rules, regulations and fee structure before placing an item for sale on eBay. Once a seller lists an item for sale on eBay, he is agreeing to sell that item for the final bid price as long as that price meets or exceeds the specified minimum selling price.

Selling on eBay is a much more involved process than buying. The good news is that eBay provides sellers with forms to process and input data. These forms can be lengthy, but, fortunately, are quite straight-forward. EBay supports pictures in both JPEG and GIF formats. You will need to provide the pictures for your ad, but eBay software makes it easy to attach a picture to your sale listing.

Buying and selling on eBay normally go smoothly, but

occasionally a problem does occur. In these cases, there are a series of remedies to be tried. As a first step, eBay encourages users to communicate with each other in an attempt to resolve the issues between themselves. If the problem cannot be resolved through unmediated communication between the parties, eBay may get involved. In my experience, however, eBay's involvement in dispute mediation is generally limited to accusations of gross fraud. As both a buyer and seller on eBay for several years, it is my personal experience that it is the rare exception that a problem cannot be resolved between participants who each have "Good" Feedback Profiles. That is in my opinion, a user profile rating with at least 50 evaluations from other users over a period of at least twelve months without receiving any negative entries.

In the end, please know that eBay is not to be feared but relished. Browsing, searching and buying are free from eBay fees and there is little risk for the informed buyer. As Royal Caribbean says, "What are you waiting for? So get out there!"

Membership

Names of applicants are published for members to review. Any member who questions the suitability of a prospective member should contact the chairperson of the Membership Committee, James Markley, 100 Sparrow Drive #14, Royal Palm Beach, Fla. 33411 with the objection. The committee will recommend for or against membership.

New applicants:

Charles F. Stutz, Jr. (1728)

7001 Willow Ln North

Minneapolis, MN 55430-1341

(763) 561-0167 (Day & Evening)

cstutz@comcast.net

Cyril Rhatican (1729)

4815 Golden Pond Dr.

Kingwood, TX 77345-1694

(281) 360-5223 (Day & Evening)

cyr1937@worldnet.att.net

Herbert H. Keller (1730)

258 Main St.

Millburn, NJ 07041-1125

(973) 379-3280 (Day)

(908) 233-6914 (Evening)

Albert H. Buccini (1731)

10512 Creston Rd.

Glen Allen, VA 23060-3013

(804) 672-0322 (Day & Evening)

George Dorn (1732)

451 Arnold Ave.

Romeoville, IL 60446-1442

(815) 886-3651 (Day)

GSDEE29@aol.com

Robert H. Selles (1733)

1420 Locust St. #34-A

Philadelphia, PA 19102-4220

(215) 545-2589 (Day & Evening)

Arnold B. Bower, Jr. (1734)

RR 10 Box 915-H

Lake City, FL 32025-8898

(386) 755-9077 (Day & Evening)

Patrick Andreotti (1735)

4305 Avalanche Ave.

Yakima, WA 98908-2920

(509) 248-9084 (Day)

(509) 965-4622 (Evening)

andreotti@nwinfo.net

Hugh W. Foster (1736)

1519 Savoy Pl.

Lynchburg, VA 24503-3121

(434) 384-8768 (Day & Evening)

William C. Ives (1737)

20109 Scott

Chapel Hill, NC 27517-8558

(919) 967-9100 (Day)

wives@nc.rr.com

Jack A. Sharp (1738)

10109 109th Ave SW

Tacoma, WA 98498-1736

(253) 582-1650 (Day & Evening)

jasharp@netzero.net

Kenneth M. Opat (1739)

516 School St.

Anoka, MN 55303-2349

(763) 323-8178 (Day & Evening)

ken.opat@cmtec.org

Sid Weinman (1740)

48 Vermont Ave.

Jackson, NJ 08527-1630

(732) 364-8022 (Day & Evening)

sw@swstamps.com

(Continued on next page)

PNC³ meetings and slide shows

A monthly listing of scheduled Regional and Annual Meetings will be published in *Coil Line*.

Regional Meetings are to be arranged through RMC Chairperson Tony Willson will coordinate PNC³ meetings and also supervise the PNC³ slide programs. Anyone who wishes to host a regional meeting or check out one of the slide programs can write to Willson at: 1041 Bradcliff Dr, Santa Ana CA 92705-2334. He can be reached by e-mail at:

ANTHONY.

WILLSON@WORLDNET.ATT.

NET or by phone at (714) 544-6799.

He will make sure the editor is notified so that ample notice can be included in *Coil Line*. The local organizer can also submit additional information. Please work as far in advance as possible.

No meetings scheduled at this time.

COIL LINE

Published monthly as the journal of the Plate Number Coil Collectors Club, also known as PNC³. Copy must be in the hands of the editor no later than the 15th of the month. The November issue was mailed Oct. 23.

President: Frank Covey, 16 Grandview Dr., Macomb, IL 61455
president@pnc3.org

Distribution: Alan Thomson, P.O. Box 91, Northwood, NH 03261 or mrsnips@tds.net Mailed under Bulk Rate permit No. 1, Northwood, NH 03261. Contact Alan first about which back issues he has in stock.

He may refer you to Charles Still at 23913 Benton Road, Kirksville, MO MO 63501 for older issues. Please include an SASE. There is a modest charge to cover expenses.

Changes of address: Should be sent to and membership applications are available from Tom McFarland, Secretary, P.O. Box 756, Princeton Jct., NJ 08550 secretary@pnc3.org

Mailing list: Rental of the club mailing list is available. A one-time usage of labels costs \$50. Contact the secretary (above).

Dues: Are \$12 per year (\$17 for First Class mailing of *Coil Line*, \$17 for Canada and Mexico and \$22 for all others) and should be sent to Andrew Jakes, 2303 Horseshoe Ct., Grayslake, IL 60030-9327 treasurer@pnc3.org

Advertising rates: Are \$42 for a full page, \$24 for 1/2 page and \$12 for 1/4 page per issue. A check or money order made payable to PNC³ must be submitted with the advertising copy. All copy should be sent to the Editor, 909 Parker St., Bowling Green, OH 43402-2107.

E-mail - halallen@wcnet.org

Members are entitled to two free, 40-word ads per year. Word ads are available at 6 cents per word per issue to nonmembers and those members who have used their free ads.

Ads

2813b 29c LOVE SUNRISE #B1 with upside down liner writing wanted. Also 2115 22c Flag #2 with red shifted left and any other flag freaks. Doug Iarns, PO Box 7651, Santa Rosa CA 95407.

HALF PRICE SALE. PNC S/5 and S/3, pairs, singles. All MNH, no junk. Various lots from approx. \$25 to \$100. Included are # 0135, 0139, Bicycle #6 with line gap, 20c Flag P/C #14, 20c Consumer and many other scarce items. Lists and prices for a 2-ounce SASE. George Capuzzo, 1708 Thunderbird, McKinleyville, CA 95519.

PRICELIST AVAILABLE for 60c SASE, Used PNCs and strips. Bob Murrin, P.O. Box 10100, St. Petersburg, FL 33733-0100.

PNC USED SINGLES, used strips and MNH PS5s. Great prices! Visit <http://www.angelfire.com/ca5/HimesPNCs> or send SASE for details. John Himes, P.O. Box 453 Cypress, CA 90630-0453.

FOR SALE: F/P used singles: #77777A V/P, \$25; (2) 88898 10/10 \$85, backing paper attached; 78777 10/10 \$175, backing paper attached. Photocopy available. Richard Andrew, 452 Grace St., Marengo, IL 60152 (815) 568-8836.

Membership

(Continued from previous page)

New applicants:

Dominick Cotugno (1741)
294A Carroll St.
Brooklyn, NY 11231-4902
(718) 596-0264 (Day & Evening)
dom2francot@aol.com

Richard B. Jordan (1742)
2067 Sherwood Dr.
Cambria, CA 93428-4409
(805) 927-3897 (Day & Evening)
oldred1@charter.net

H. C. Geron (1743)
113 Macy Pl.
Mobile, AL 36604-1252
(251) 432-0259 (Day)

George J. Schroedter (1744)
121 N Cornell Ave
Villa Park, IL 60181-2358
(630) 801-7969 (Day)
(630) 833-7568 (Evening)
gischroe@aol.com

John C. Hubert (1745)
23-26 124th St.
College Point, NY 11356-2618
(212) 568-7000 x5861 (Day)
(718) 445-8202 (Evening)
spud300@aol.com

Harry Rudd (1746)
12429 Melling Ln
Bowie, MD 20715-2956
(301) 443-6751 (Day)
harry.rudd@mail.wdn.com

Jack G. Stiverson (1747)
2256 Diane Ct.
Pottstown, PA 19464-2690
(610) 323-2949 (Day & Evening)

Chuck Hawley (1748)
P O Box 219
Springdale, WA 99173-0219
(509) 258-4292 (Day & Evening)
hawley11@juno.com

Augustus J. Tornetta (1749)
19 Terrace Rd.
Plymouth Meeting, PA 19462-2617
(610) 275-5188 (Day & Evening)

Rod Zeitler (1750)
22 Warwick Circle
Iowa City, IA 52240-2847
(319) 430-7089 (Day)
(319) 337-5496 (Evening)
rrz@earthlink.net

Walter Muntzenberger (1751)
2271 Laurel Ridge Rd.
Narvon, PA 17555-9737
(717) 445-7369 (Day)
wimcem@epix.net

David De Ruiter (1752)
4116 Krolop Rd.
Castro Valley, CA 94546-1220
(510) 889-7098 (Day & Evening)
daveddr@comcast.net

Richard G. McGinnis (1753)
203 South Third St.
Lewisburg, PA 17837-1911
(570) 577-1127 (Day)
(570) 524-9726 (Evening)
mcginnis@bucknell.edu

Richard Totten (1754)
443 NW Brookville Ct
Port St. Lucie, FL 34986-2647
(772) 336-4670 (Day & Evening)
totlor@adelphia.net

Stephen A. Monti (1755)
6207 Forest Hills Dr.
Anstn, TX 78746-5123
(512) 232-3306 (Day)
(512) 327-0592 (Evening)
monti@mail.utexas.edu

Larry Costigan (1756)
2190 8th Ave.
Newport, MN 55055-1521
(651) 459-3439 (Day & Evening)

John Miechowicz (1757)
18 Calle de Cabos
Pomona, CA 91766
(909) 620-4927 (Day)

Charles Nicklin (1758)
8505 W. Butternut Rd.
Muncie, IN 47304-9726
(765) 759-9408 (Day & Evening)

Ronald R. Eschweiler (1759)
1903 E. Zabenko Dr.
Wilmington, DE 19808-4995
(610) 591-8096 (Day)
(302) 998-8066 (Evening)
ronald.r.eschweiler@boeing.com

J. Tim Lindemuth (1760)
500 Denison Ave.
Manhattan, KS 66502-3708
(785) 532-5061 (Day)
(785) 776-5603 (Evening)
tlindemuth@k-state.com

Jack R. Zimmerman (1761)
23405 Joy Rd.
Dearborn Heights, MI 48127-1506
(313) 562-1325 (Day & Evening)

Gary Barsellotti (1762)
P O Box 487
Corona, CA 92878-0487
(909) 201-2441 (Day & Evening)
gbarsell01@aol.com

Erwin C. Froehlich (1763)
W3449 Badger Rd.
Pine River, WI 54965-8119

Peter C. Tukker (1764)
6321 Sherrian St.
Douglasville, GA 30135-3351
(770) 942-1682 (Evening)

John Trego (1765)
P O Box 1805
Portage, MI 49081-1805
(269) 998-1544 (Day & Evening)
jtrego001@att.net

Address changes/corrections:

Francisco Moris (1423)
401 Jamesville Rd.
DeWitt, NY 13214-2401
(315) 432-2023 (day)
(315) 703-8131 (evening)
fmv@earthlink.net

Brian Major (1435)
PO Box 1652
Clemmons, NC 27012-1652

New/changed evening telephone number:

Joe Knight (109) (252) 633-4435
James E. Kenney (434L) (610) 449-2743

E-mail addresses:

Margaret Stanchfield (569)
beestamp@gte.net
Tom Jillson (768L)
tjillson@jillson.com
Arvin M. Morrow (1303)
arvm@foxinternet.net

Recap:

Previous membership count	799
New members	38
New Total	837

PNC3 AUCTION RESULTS FOR #29 CLOSING OCTOBER 25, 2003

We had 65 bidder in this auction with all but 3 winning at least one lot. Of the 432 lots 275 sold. Again THANK YOU to all that made this a good auction. We sold 16 out of the 19 donated lots. This really helps.

UNSOLD LOTS ARE NOT LISTED

LOT	BID	LOT	BID	LOT	BID	LOT	BID	LOT	BID	LOT	BID
5	\$7.00	97	\$5.00	154	\$5.00	223	\$40.00	306	\$300.00	377	\$1.00
6	\$10.00	98	\$10.00	156	\$6.00	224	\$95.00	307	\$100.00	378	\$6.00
7	\$11.00	99	\$4.00	157	\$5.00	225	\$65.00	308	\$20.00	379	\$4.00
8	\$7.00	100	\$8.00	159	\$12.00	226	\$10.00	309	\$15.00	382	\$7.00
9	\$8.00	101	\$9.00	160	\$6.50	227	\$42.00	311	\$8.00	383	\$25.00
10	\$6.00	102	\$9.00	161	\$12.00	232	\$15.00	312	\$9.00	384	\$9.00
11	\$20.00	103	\$16.00	163	\$4.00	233	\$8.00	313	\$23.00	385	\$11.00
14	\$25.00	104	\$18.00	164	\$4.00	234	\$2.50	314	\$15.00	386	\$1.00
19	\$16.00	105	\$34.00	166	\$4.00	235	\$2.50	315	\$5.00	387	\$10.00
20	\$5.00	106	\$19.00	167	\$4.00	237	\$4.00	316	\$11.00	388	\$13.00
21	\$6.00	107	\$19.00	168	\$4.00	238	\$3.00	318	\$70.00	391	\$80.00
22	\$6.00	108	\$36.00	169	\$6.00	239	\$4.00	319	\$70.00	394	\$80.00
23	\$7.00	109	\$40.00	170	\$4.00	240	\$4.00	321	\$3.00	396	\$1.25
24	\$20.00	110	\$2.00	171	\$6.00	241	\$2.00	328	\$7.00	397	\$12.00
34	\$15.00	111	\$30.00	172	\$5.00	242	\$3.00	330	\$5.00	398	\$1.50
35	\$75.00	114	\$5.00	173	\$5.00	243	\$5.00	332	\$12.00	399	\$14.00
37	\$4.25	116	\$5.00	174	\$5.00	244	\$4.50	333	\$5.00	401	\$7.50
38	\$10.00	117	\$65.00	178	\$2.00	245	\$5.00	335	\$7.00	402	\$16.00
39	\$16.00	118	\$4.00	179	\$4.50	246	\$8.00	336	\$11.00	403	\$17.00
40	\$16.00	119	\$4.00	181	\$7.00	247	\$60.00	337	\$10.00	404	\$17.00
46	\$32.00	120	\$7.50	182	\$13.00	249	\$60.00	338	\$13.00	405	\$14.00
47	\$32.00	121	\$5.00	184	\$8.00	251	\$65.00	339	\$5.00	406	\$3.00
50	\$50.00	123	\$6.00	187	\$3.25	252	\$55.00	340	\$4.00	407	\$4.00
53	\$5.00	124	\$10.00	188	\$10.00	253	\$52.50	341	\$27.00	409	\$4.00
60	\$3.00	126	\$5.00	191	\$3.00	254	\$75.00	342	\$4.00	410	\$2.00
61	\$9.00	127	\$3.00	192	\$8.00	255	\$45.00	343	\$13.00	411	\$1.00
62	\$5.00	128	\$8.00	193	\$9.00	261	\$4.00	344	\$80.00	414	\$0.75
65	\$9.00	129	\$11.00	194	\$4.00	262	\$5.00	345	\$26.00	415	\$2.00
66	\$3.50	130	\$10.00	199	\$45.00	263	\$3.50	346	\$5.00	416	\$2.25
68	\$3.00	131	\$2.00	200	\$8.00	264	\$6.50	347	\$11.00	417	\$5.00
73	\$10.00	132	\$4.50	201	\$4.00	265	\$8.00	348	\$130.00	418	\$2.00
79	\$225.00	133	\$2.50	202	\$9.00	266	\$7.00	350	\$5.50	420	\$2.00
80	\$225.00	134	\$8.00	203	\$9.00	267	\$8.00	351	\$7.00	421	\$2.25
81	\$9.00	136	\$8.00	205	\$9.00	268	\$8.00	352	\$3.50	422	\$2.00
82	\$225.00	137	\$3.00	206	\$8.00	269	\$40.00	353	\$3.50	423	\$4.50
83	\$2.00	138	\$4.00	207	\$8.00	270	\$7.00	354	\$4.00	424	\$10.00
84	\$10.00	139	\$9.00	208	\$7.50	271	\$8.00	357	\$5.00	425	\$2.00
85	\$5.00	140	\$5.50	209	\$7.00	273	\$15.00	359	\$7.00	426	\$21.00
86	\$2.50	141	\$14.00	211	\$4.00	276	\$21.00	360	\$6.00	427	\$1.00
87	\$20.00	143	\$12.00	212	\$7.50	278	\$5.00	361	\$3.50	428	\$2.00
88	\$7.00	144	\$6.00	213	\$3.50	283	\$15.00	362	\$3.00	431	\$2.00
90	\$5.00	145	\$6.00	214	\$2.25	284	\$19.00	365	\$5.00	432	\$2.00
91	\$150.00	146	\$5.00	215	\$7.50	285	\$12.00	369	\$3.00		
93	\$23.00	150	\$5.00	217	\$8.50	288	\$3.00	372	\$3.00		
94	\$19.00	151	\$4.50	220	\$13.00	289	\$18.00	373	\$3.00		
96	\$26.00	152	\$2.00	221	\$19.00	290	\$18.00	374	\$3.50		
		153	\$2.00	222	\$330.00	292	\$6.00	375	\$5.00		

Nominations sought for club offices

As we enter the year 2004, it is time to assemble a list of nominees for the elected positions on the PNC3 Board. Elections will be held (ballots will be sent with *Coil Line*) in June and results announced in the August issue of *Coil Line*.

In order to have enough time to announce candidates and leave a month for comments/discussions in *Coil Line*, we need to begin the nominating process now. Scott Adams and Gene Trinks will be serving on the Nominating Committee this year. Persons interested in serving fellow members in an elected capacity should contact either Scott (518) 885-0822 or Gene (248) 528-1857.

It is important that we offer our members a choice for each position to be filled. The positions are President, Vice President, Secretary, Treasurer, and two Members-at-Large on the Executive Board. Therefore we need at least 12 candidates willing to volunteer for the various positions.

Remember, without the active support and participation of willing volunteers, there can be no club. Consider whether you can assist in keeping the PNC hobby vibrant and healthy through active participation in your club and its activities. If so, now is a good time to step up and help out.


Gene Trinks
Chair, Nominating Committee

Handbook available at \$19 cost

The current PNC Handbook, 200++ double-sided pages, indexed by Scott's and Denomination, available postpaid, \$19.

Update your old Handbook with the latest supplement. Check in to see the pages you need, and buy only what you need.

Arthur Westneat, 15 Davis Ave., Durham, N.H. 03824,
603 868-6480, a.westneat@verizon.net



Philatelic Arts

2003-04

Guide to Collecting Plate Number Coil Stamps

The only complete catalog and reference guide currently on the market with up to date information exclusively about collecting Plate Number Coil Stamps. 246+ pages with full color illustrations of all US pnc stamps issued through 2002 and diagrams showing how to recognize different collectible varieties. New pricing on Mint strips and Used singles. There is space to record your holdings and keep notes. A new 28 page visual essay in full color about the most difficult series to collect, the Flag Over Porch series. Large 8 1/2 x 11" format with large type for easy reading. Spiral bound with clear plastic covers for durability and easy of use. Two index: one by denomination and the other by Scott number make it easy to locate what information you need. There is an expanded Glossary of Terms to help explain terms used to collect pnc stamps. Order now to get your copy and make your collecting easier and more enjoyable.

To get your copy of PA's 2003-04 Guide to Collecting PNC Stamps send \$44.50 plus \$5.25 for S&H for a total of \$49.75 to **Philatelic Arts 370 Saw Mill Rd. Guilford, CT 06437** Please allow 2-3 weeks for delivery as all books are published to order. (Check or M.O. only at this time). Please Print Clearly:

NAME _____

ADDRESS _____

CITY _____ ST _____ ZIP _____

PNC# member # _____

**BONUS! RECEIVE A PACKET
OF USED PNC SINGLE
STAMPS WITH EACH ORDER
OF THE 2003-04 GUIDE.**

**Total minimum value of stamps
as listed in the Guide is \$20.**