

PNC



Coil Line

Journal of the Plate Number Coil Collectors Club PNC³

<http://www.pnc3.org>

March 1, 2003

Vol. 16, No. 3

Whole Number 175

Frank Covey, President
16 Grandview Drive
Macomb, IL 61455
309-837-5218
president@pnc3.org

Board Members

John Peterson, VP

Tom McFarland Secy.

Andrew Jakes, Treas.

Ken Cherry, At Large

Scott Adams, At Large

Gene Trinks, Past Pres.

Harold A. Brown, Editor

909 Parker St.

Bowling Green, OH 43402-2107

419-352-7900 (halallen@wcnet.org)

Auctioneer calls for lots to for next club auction

Auctioneer Joe Sedivy has called for lots to be submitted for the next Plate Number Coil Collectors Club Auction.

Tentative plans call for the auction to be a part of the *May Coil Line*. This will depend on Joe's "free" time and how quickly members submit their material.

Rules remain the same and a submittal form is attached to the back of this issue of *Coil Line*. Follow the rules and contact Joe if you have questions.

For those who like to set minimum bids, remember that realistic minimums will attract more bidders and help both buyer and seller. Material from all price ranges is welcome and helps gets more members involved. The club also welcomes any donations.

Members comment on 'Sampler'

Following are several comments and suggestions from members who have order copies of the PNC Sampler the club has published. It was decided to publish some of the comments in an effort to generate additional discussion and suggestions about the project. About 140 members ordered copies.

A comment form was included with all orders:

E. M. Brohm II

"I liked .. The clear images and printed messages"

"Changes .. None"

"Comments .. Its coming along Great "

John Remakel, Moab UT 84532

"I liked .. Color Fantastic! I can't wait for more years to be done! Quality of paper is great!"

Changes .. 1) Maybe a space(s) for a mint/used PNC singles 2) Offer the members the option of 3-hole punched or plain (no punches) I am using sheet protectors."

Comments .. Great Color, nice layout! ID system is easy to understand. I like the cross-reference sections."

(Continued on page 30)

Message from the President:

A Mailing Lesson

When the catalog committee was originally planning what would be in the Catalog Sampler, we had planned to put in a PNC ID list with plate numbers and a Scott Cross-Reference to the PNC ID list. As we got closer to the promised time of publication it was not clear whether or not we would have an agreement with Scott Publishing Co. in time to use Scott Numbers in the Sampler. Hurriedly, we created the Name Index as a substitute list to replace the Scott list if that was necessary.

We did sign our agreement in with Scott Publishing Co. in time, but then we hated to leave out the Name Index because we thought it added so much more to our offering. Also, we found from an earlier mailing test to the PNC³ Board that the shrink-wrapped Sampler tended to curl. Our printer suggested we add a stiff backing to the shrink-wrapped Sampler to prevent this.

We had budgeted \$2.50 for each mailing each Catalog Sampler. This would allow us to send up to 10 ounces via First Class Mail. With the extra Name Index and the cardboard stiffener, the new weight came to 12.8 ounces. A First Class Mailing would now cost \$3.13. For the 150 plus mailings we had to make this would have put us about \$100 over budget.

Explaining our dilemma to my Macomb postal clerk, he suggested that I use the "Bound Printed Matter" mail class. Under this class, the starting entry in the table began at one pound (16 ounces). However, the rate did vary for this class based on distance from the mailing point. There are 9 zones. Because Macomb IL is in the middle of the country, I only had to use 7 different rates. The lowest rate was \$1.79 (zone 1 & 2) and the highest rate \$2.12 (zone 7). Next I was given a chart for the 614 Zip Code Prefix (Peoria IL and surrounding area). This chart showed all other three digit zip code prefixes and their zones (distance from Peoria). Using this chart I marked each manila envelope with the zone and the amount of

(Continued on page 30)

Mailing

(Continued from page 29)

postage. Then I figured what coil stamps would make up each of the rates from the scrap postage I had on hand.

This exercise gave me a real appreciation of Alan Thomson and the tremendous effort he puts forth each month for PNC³ when he prepares for delivery five times as many individual packages.

You can lighten the load of Alan (Distribution) and our PNC³ officers by keeping your address current. Please follow the procedures for address change provided in each issue of *Coil Line*.

Editor's Corner

By Harold Brown

One of the toughest aspects of my job is selecting what will be included in a particular month's issue of *Coil Line*. This decision making is part of my everyday life in the newspaper business, but it's a bit different when I'm working with a hobby publication. I long ago learned I can't keep everyone happy. Eventually, nearly everything I receive gets into *Coil Line*.

Some months I have enough copy for another page, but that leaves a blank page and I generally hold the material for a month. Other months an auction dictates what else gets included. To help out Alan Thomson, who takes care of distribution, we have an agreement to max out at 20 pages. Most of the time that's not an issue.

I try to look ahead a few months and sometimes hold onto articles for months when I sense a small issue. A week before deadline I suspected this issue would be about 8 pages. You can see that changed.

I attempt to give new issues and topics a priority. Sometimes updates of ongoing issues are left out. If members want to contact someone all they have to do is find a previous issue to find the name of a contact.

I've told the board I'll work on doing a better job of acknowledging e-mail. Often I put my *Coil Line* mail in a pile and the e-mail in a folder and don't pay much attention to it until the deadline approaches. This has apparently frustrated some members and I understand that to a point. I tend to work on *Coil Line* in the few days leading up to the deadline and then for a couple of weeks it's the last thing on my mind.

If you have an article in the planning stages, let me know ahead of time, especially if it is more than one page. You can keep me updated as it develops and I can plan ahead. If you plan to send a Word document, please let me know ahead of time.

I'm not perfect. If I make a mistake, please let me know and it will be corrected. If there's an error in your e-mail, regular mail or other membership info, let the secretary know. I import that information directly and it also needs to be corrected in the club records. I don't have any of the records, nor do I have extra copies of *Coil Line* or handle the mailing.

Sampler

(Continued from page 29)

Jim Hooghe Dayton OH

"I liked . . . Absolutely - Great Color Photos"

"Changes . . . List later EFOs"

"Comments . . . Fantastic! When can we expect the rest?"

This is the best catalogue I have ever seen. Loose-leaf makes it even greater!"

Rick Thomas, Lewisburg PA

"Comments . . . I'm not real wild about another PNC numbering system, but that's just a minor complaint. Overall, it looks Great!! Will the catalog be issued in segments? It might be more appealing to just pay \$5 or \$10 every few months or so for each section as they are released.

I prefer the black and white format. I already know what they look in color.

Great work! I wish I had enough time to devote toward getting the catalog done, but alas, I don't. What little time I do have for working on my stamps is spent . . . working on my stamps."

(Continued on page 41)

PNC Handbook to be available

I am pleased to announce that I shall resume publishing the PNC Handbook in the early future.

This Handbook is a 400 page, plus, B&W, double sided volume, with generally two pages devoted in great detail to all known facts concerning each of the 200 PNCs that have been issued. The volume is indexed by Scott numbers, and by denomination, and includes the Price List issued by Linn's.

The volume is a photo copy of the files available on the PNC3 WEB site at WWW.PNC3.ORG, which was created by Ron Maifeld. He constantly updates it, and I try to keep pace.

Not long ago, I announced cessation of this publishing due to an unfortunate misunderstanding and misinterpretation, on my part, of Club policy. I am now assured that competition in intent and purpose between this Handbook, and the evolving new Catalog, does not, and need not exist, that they serve different essential roles and purposes. This Handbook has been welcomed widely as a minimum cost reference, that lists essentially historical PNC data.

I personally regret that certain inadvertent events did result in extensive concern on my part, which I reported to some of my fellow members. I appreciate the intensive effort by Club leadership to assure that Handbook publishing can continue.

The past cost of the Handbook has been about \$ 18.00, depending on production cost negotiations, with savings being returned to the buyer. Look for *Coil Line* announcements starting next month. If I may serve you now, please contact me.

Arthur Westneat, 15 Davis Avenue, Durham, NH 03824
a.westneat@verizon.net

SNIPPETS


By Alan Thomson

New Numbers

There is one new number this month that comes from the water activated gum version of the (10¢) Lion. The new stamp was printed by Sennett Security Products and bears plate number S1111.

An FOP Bombshell!

News about the Porch Flag coil is never going to stop coming and this item is a real shaker. The FOP #88888 has always been known to have two different die cuts, 11/10 and 10/10 (Sc. 2915A). Now a used find by Jim Tod shows that this cylinder combination was also processed with a mat that had an 11/12 count. Until this stamp came to light only combination #66666 had been found with an 11/12 cut. Suddenly #88888 becomes a 2915D too. This discovery from Jim's mixture picking caused Rich Nazar and me to dive back into press logs to see how closely on-press processing could be pinned down to specific plate numbers and die sizes. The reexamination revealed that only mats 11/12, (12/11 invert), 11/10 and 10/10 were ever used to die cut while the stamps were being printed. The logs don't definitely show sizes connected to a specific number, probably because the press operators had no idea the mats could differ, but do show a connection to certain numbers. The following combinations were cut partially on press, some in almost minuscule quantities: 66666, 78777, 88888, 88898, 89899 and 99999. All of these numbers were also processed off-line with 11/10 and/or 10/10 mats. Tod's stamp is on piece with the right side still attached to some of the next stamp where the roll end was cut. Those conditions make a good photocopy difficult. If you can't see the peaks and count them in the picture, believe me, there are 11 on the left and 12 on the right. We have another escapee candidate here!



And More FOP News

Last month I told you about the 11th copy of FOP #66666 with a 10/11 die cut and that story rooted out more information. Charlie Still sent me a letter with the news that he had found copy #12 in a mix. There are now 10 singles and two covers of this scarce item.

WAGS in 2003

We just got the the Lion version with water activated gum (WAG) and later this year there will be one for the Sea Coast (5¢) coil. It's due for release in mid March.

Soaking the Linerless Snowmen

Much like those 18¢ Washington Monument coils that flaked off ink when soaked, Jeff Fiszbein has found that when the new Snowmen coils are soaked some of the ink, particularly the red ink, comes off. This leaves the stamp face covered with splotches of pale blue, the underlying color, showing through. An example Jeff sent also has lost black ink, leaving the upper half of the figure's top hat blue. The bottom half is still black. Jeff has found that very cold water is less apt to cause the ink loss. He has additionally found that separating some of these Christmas coils can be as erratic as the FOP was. Some just wont leave the envelope paper.

The Mountain Scoreboard

Reports of used examples of the two new Mountain die cut types of BEPs #1111 and Avery's #V333342 have begun to flow in. At this writing, notice of two examples of the Mountain 1111 9/10 and five copies of the Avery Mountain V333342 13/12 have reached me. All are singles. These are in addition to the discovery covers discussed last month. I'm sure just about all the dealers have combed their stock for mint strips by now and none has been reported. No one has reported a Juke Box 9/10, but I still believe a fruitless search is better than a PNC escaping completely. Keep hunting and reporting. Thanks to those who did keep us informed.

Coil Line's Direction

Last March in an open letter I took most of you to task for a lack of participation in the club, particularly concerning what was not appearing in Coil Line. I'm happy to say that last year the number of pages in the journal increased from 147 to 175. Those who contributed deserve a "Well done!" This is a very good trend but let's not stop here. Our newsletter should have 190 to 200 pages of entertainment and news every year. More letters to the editor about your interests and collecting experiences would keep the trend going.

Wounded Die Cut Coils

In January's Snippets I mentioned a Porch Flag stamp that appeared to be a very desirable #78777 10/10 but was in fact only a damaged example of an 11/10. How that stamp was determined to be a garden variety 11/10 with a piece missing is useful knowledge for all. The faulty stamp is shown below. There are two things wrong at the bottom corners with the most noticeable being that both sides end in a valley. That just can't be because the valley on the right side has to have a corresponding peak on the left side, just as the next stamp to the right of this one in the roll had. The second point is the length of the straight lines at the bottom. The left one is longer than the right, indicating a peak has been lopped off; the peak that should match the valley opposite on the right. This one is all but bleeding.



CURRENT ISSUE NUMBERS & ROLL SIZES

02/10/03

AHT

KEY: A-100, B-500, C-3000, D-10000

EP - EMBEDDED PHOS UT - UNTAGGED
 SP - SURFACE PHOS [xx] - NUMBER INTERVAL
 BK - BLOCK TAG (NL) - LINERLESS
 OA - OVERALL TAG * **NEW NUMBER**

Plate number intervals are shown in brackets following the stamp name. If more than one is indicated, the order is that in which the different printer's plate numbers are listed.

Example: Juke Box [24] for BEP, [14] for Sennett Security.

PRINTER PLATE NUMBER PREFIX LETTERS:

A - American Bank Note	S - Sennett Security Prod.
B - Banknote Corp. of Am.	V - Avery-Dennison
G - Guilford Gravure	None - BEP
M - 3M	

37c FLAG (SA) [24]

#1111 A
 #2222 A

37c FLAG (SA) [20]

#B1111 C, D

37c FLAG [14]

#S1111 A, C, D

37c FLAG (SA) [24]

#1111 A
 #2222 A
 #3333 A
 #4444 A

37c TOYS (SA) [12]

#B11111 A
 #B12222 A

37c SNOWMEN (SA) [12]

#G1111 A (NL)

37c OFFICIAL [14]

#S111 A

1c KESTREL [24]

#1111 B, C (TYPE I)
 #1111 B (TYPE II)
 #1111 C (Type III)
 #2222 C
 #3333 C
 #4444 C

2c WOODPECKER [24]

#11111 C, D
 #22222 D

3c STAR [14]

#S111 D

5c CIRCUS [48][24][14]

#1 B, C (OA) [32]
 #1 B, C (UT) [32]
 #2 C
 #A1 D
 #A2 D
 #A3 D
 #S1 D
 #S2 D (GLOSS)
 #S2 D (SHINY)
 #S3 D

5c TOLEWARE [14]

#S1111111 D

23c G. W. (SA) [12] [11]

#B11 A
 #V11 A
 #V22 A

(5c) SEA CST (SA) [20]

#B111 D

(5c) WETLANDS [14]

S1111 C, D

(5c) WETLANDS (SA) [21]

#1111 C (light color)
 #1111 D (dark color)
 #2222 C, D
 #3333 C, D
 #4444 D
 #5555 D
 #6666 D

(10c) GREEN BIKE [14]

#S111 B, C, D

(10c) G. BIKE (SA) [21]

#111 D
 #221 D
 #222 D
 #333 C, D
 #344 C
 #444 C, D
 #555 C, D
 #666 C, D
 #777 C, D
 #888 D
 #999 D

(10c) ATLAS (SA) [20]

#B1111 D

(10c) LION (SA) [21]

#S11111 D
 #S22222 D
 #S33333 D

(10c) LION [14]

#S11111* B, C

(10c) E&S STD [24]

#11111 D
 #22222 D

(10c) E&S STD (SA) [21]

#11111 C, D
 #22222 D
 #33333 D

(15c) WOODY (SA) [21]

#S11111 D

(25c) DINER [14]

#S11111 D

(25c) DINER (SA) [21]

#11111 D
 #22211 C, D
 #22222 D
 #33333 D
 #44444 D
 #55555 D

(25c) JUKE BOX [24][14]

#111111 B, C
 #212222 B, C
 #222222 C
 #332222 C
 #S11111 D
 #S22222 D

(25c) JUKE (SA) [21][21][7]

#111111 C
 #222222 D
 #S11111 D
 #S22222 D
 #M11111 D (NL)

■ The Wetlands color differences on 1111 are in the stamp background.

■ The Kestrels differ in the order of color laydown. Colors are black, yellow, cyan and magenta. Type I sequence is BYCM. Type II is BCYM. Type III is YMCB. The color order shows in the plate number.



Catalog Corner

The catalog committee is looking for a member who would like to gather EKU reports for the catalog. If you would like to do this on a regular basis, please contact the catalog committee via e-mail at catalog@pnc3.org

Paper types

Have you wondered about the meaning of the paper types for the 2002 issues in the Catalog Sampler and on the PNC3 Website? Don Smeraldi, Community Relations Specialist for the U. S. Postal Service, provided the following explanation.

The three types of paper are used to delineate the phosphorescence strengths (or intensity) of pre-phosphored paper. According to U.S. Postal Service paper specifications, Type I Paper has a PMU (Phosphor Meter Unit) of 175 ± 25 , Type II Paper has a PMU of 225 ± 25 , and Type III has 0 PMU. Based on the complexity of the stamp design (or ink coverage), stamp printers and the Postal Service decide which type of paper to use in order to achieve the best mail processing efficiency.

2002 Issues Earliest Known Use

Issue	Plate No	EKU
5 c Toleware	S1111111	
(37c) NDN Flag	1111	
	2222	
37c Flag	S1111	
37c Flag SA	1111	
	2222	9/14/2002
	3333	
	4444	
37c Flag SA Round Corners	B1111	
23c Washington PV	V11	
	V22	
23c Washington VP	V11	
	V22	
3c Star	S111	
37c Antique Toys	B11111	
	B12222	
37c Official	S111	10/22/2002
37c Snowmen	G1111	

Help fill in the dates of earliest use on the above issues. Those receiving the Catalog Sampler noted that most of the EKU entries were blank. This was because we lacked the data.

E-mail your EKU reports to catalog@pnc3.org or mail your report to

Frank Covey
16 Grandview Dr.
Macomb IL 61455


If you have a cover with a date earlier than those shown, the catalog committee would like to hear about it. We will update the table with the data you provide.

The Jumbo

By Frank Covey

Reading Dan Kauffman's comments on the poor centering we are experiencing with the BEP issues brought to mind that sometimes in those poorly centered coils there are real gems to be found. Sometimes on these poorly centered rolls, the centering gets better all of a sudden. Then as you look further at the roll, centering deteriorates only to correct itself again. If you look even more closely, you will note that the stamp on which the centering improves is a bit wider than adjacent stamps. Doug Iams has called these fat stamps, Jumbos.

Look closely at the pair of stamps below. Both stamps have a wide left margin. The stamp on the left has a skinny right margin. In fact the design almost touches the die cut. Now look at the stamp on the right. It has a wider right margin. Clearly an adjustment took place.



I put black pepper in the die cuts on the stamp with the plate number to make the die cuts more visible. This accounts for their messy appearance.

If you look on the next page, you will observe the same pair stacked on top of each other and scotch taped together. The stamps are placed so that the left edges line up. But the right edges do not. The stamp with the plate number (top stamp) is about one mm wider than the stamp on the bottom. If you are measuring this on the scanned images, I have doubled the size of all the images in this article. Therefore cut your measurement in half and you will be close to the actual difference.

Most often the jumbo stamp is not the stamp with the plate number, but the wide stamp occurs at the same interval as the plate number. On the 37-cent Flag roll from which these stamps came, every plate numbered stamp on the roll was the jumbo. This tells me

that whatever device is used to create the die cuts repeats itself in the same interval that the plate number repeats.

Not all flag rolls have jumbo stamps on them. This must mean that there is more than one die cutting device employed.



Same two stamps as shown on the preceding page.

Pictured above on the left is a United We Stand pair with a jumbo stamp on top. Neither stamp has a plate number, but they were originally placed next to each other on the roll. As in the 37-cent Flag example, the narrower stamp was to the left of the jumbo stamp.

I first observed these jumbo stamps on the Yellow Rose self-adhesive coils. I believe the jumbo stamps have the potential to be found on any BEP SA printing. I have not observed this size difference on coils from private vendors.

Though I save examples of jumbo stamps whenever I encounter them, I have not kept an accurate inventory of the plate numbers on the jumbo coils. This would make an interesting study. I would be interested in hearing of other reports of jumbo stamps. Write to the Coil Line Editor or the Catalog Committee at catalog@pnc3.org.

COMMERCIAL COVERS

Installment #109

Rob Washburn


P.O. Box 840

Skowhegan, ME 04976-0840

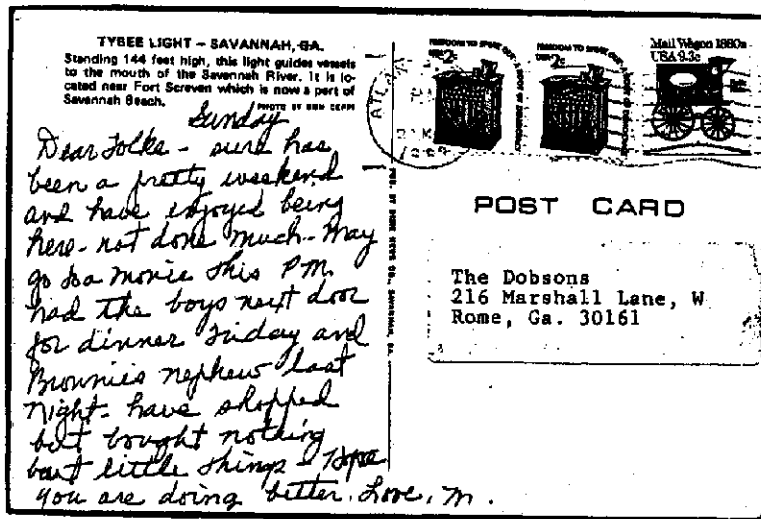
(207) 474-8021 (evenings/weekends)

stamps@kynd.net

I think it is a real shame that there are now several so-called "lost" PNCs that still have not been found mint, the 32¢ Flag Over Porch SA #66666 12/11 and #66666 10/11 to name a couple. At least all of the "lost" PNCs have been found used and on cover. Recently, I had the good fortune of discovering two more new PNCs, neither of which are now (as of the date this article was written) known mint, the 5¢ Mountain SA (1997 version) #11111 (9/10) and the 5¢ Mountain SA #V333342 (P/V). Both were found on cover and are pictured below. This is certainly not the first time new PNCs have been first discovered on cover. Back in 1989 William Griffiths found a cover with a tagged version of the 12.5¢ Pushcart #2. In 1991, Tony Bruno first discovered the 29¢ Flag/Mt. Rushmore #5 on a cover. I first found the 10¢ Eagle/Shield #A11 10 10 10 11 on a cover in 1995. After the word got out about the last three mentioned PNCs, mint PNC strips were found. I hope the same is true for these latest two 5¢ Mountain discoveries. Another PNC, the controversial 33¢ Hat #A1141 was also discovered on a cover, but mint strips have still eluded collectors.



My last article reported a find of a 9.3¢ #1 on postcard tied by a purple machine cancel. The postcard is pictured on the top of the next page. A closer look at the date in the cancel, 3/22/82, reveals that it is the earliest known usage of that PNC on cover.



Add Cuba and New Zealand to the list of destination countries of PNC covers.

New EKU cover reports are as follows: 9.3¢ Mail Wagon #1 - 3/22/82; 18¢ Surrey #8 - 6/24/81; 20¢ Pumper #4 - 12/18/81; 20¢ Flag #6 - 7/26/82; 32¢ Flag/Porch #66646 - 12/9/95; 32¢ Flag/Porch SA #78777 (10/10) - 11/15/96; and 32¢ Flag/Porch SA #99899 (10/10) - 11/29/96.

Please let me know your earliest usage dates on covers of all the 37¢ PNC issues, and I will report them in an upcoming installment. I am especially interested in an EKU cover date for the new 37¢ Official PNC.

My thanks go out to the following for their correspondence and reports: John Galu, Richard Beecher, Doran Figart, Courtney Jackson, Thomas Babb, Geary Phillips, Donald Jacobs, Joann Lenz, Peter Vaglio, and Don Kauffman.

COVER OF THE MONTH



Disabled American Veterans

P.O. Box 14301
Cincinnati, OH 45250-0301



The above envelope was provided by the Disabled American Veterans. It features a 5c Toleware #S11111 PS5 and shows a new combination of coils used by the DAV for its SASEs. (Cover courtesy of John Galu.) (If you have a candidate for Cover of the Month, please send a photocopy of your cover against a black background to Rob Washburn, P.O. Box 840, Skowhegan, Maine 04976-0840.)

Membership

Names of applicants are published for members to review. Any member who questions the suitability of a prospective member should contact the chairperson of the Membership Committee, James Markley, 100 Sparrow Drive #14, Royal Palm Beach, Fla. 33411 with the objection. The committee will recommend for or against membership.

New applicants:

Cindy Williams (1676)
1594 Knob Creek Rd
Shepherdsville, KY 40165
(502) 922-9119 (day)
hussina222@aol.com

Peter V. Pierce (1677)
7 Pratt Avenue
Oxford, MA 01540-2926
(508) 987-1390 (day & evening)

Paul W. Needle (1678)
25 Union Square
Randolph, MA 02368-4852
(781) 963-1939 (day)
pwneedle@juno.com

Paul L. Silveri (1679)
10031 SW 223 Ter.
Miami, FL 33190-1583
(305) 251-5205 (day)

Floyd A. Quick (1680)
75 Spears Cir.
Crossville, TN 38555
(931) 788-3643 (day & evening)
bequick@tn.access.com

Donald E. Roberts (1681)
700 E. St. Charles Apt 812
Brownsville, TX 78520
(956) 542-6180 (day & evening)

David Garvin (1682)
4619 Riva Ridge Ct.
Indianapolis, IN 46237

Changes of address:

Paul Arnold zip 33756
Michael B. Lipson zip 20195-0543
Kenneth J. Fleck zip 19440-3017
Randy Manuel postal code L7M 3T2
Charles L. Hile II zip 91105-1742

(Continued on page 40)

PNC³ meetings and slide shows

A monthly listing of scheduled Regional and Annual Meetings will be published in *Coil Line*.

Regional Meetings are to be arranged through RMC Chairperson Tony Willson will coordinate PNC³ meetings and also supervise the PNC³ slide programs. Anyone who wishes to host a regional meeting or check out one of the slide programs can write to Willson at: 1041 Bradcliff Dr, Santa Ana CA 92705-2334. He can be reached by e-mail at: **ANTHONY.**

WILLSON@WORLDNET.ATT.
NET or by phone at (714) 544-6799.

He will make sure the editor is notified so that ample notice can be included in *Coil Line*. The local organizer can also submit additional information. Please work as far in advance as possible.

Upcoming meetings:

Plymouth Show, Saturday, April 26, 10:30 a.m. to 12:45 p.m. Central Middle School, Plymouth, MI.

We plan to feature the plans for the new PNC Catalog as the topic for the meeting, and Frank Covey will be the presenter. Sufficient time will be provided to allow for member feedback and discussion.

Annual meeting -- Saturday, Aug. 23, Columbus, OH. -- Details to be announced. The club will continue its tradition of holding an annual meeting in conjunction with the APS Stampshow. The usual procedure is a board meeting in the early morning with the club meeting late morning to early afternoon.

Your editor declines to boost a certain athletic team, but visitors will find a lot to do in the Columbus area. For those who bring the family, the city has an excellent zoo, a great Center for Science and Industry and the recently restored Statehouse in the heart of downtown is worth a visit. Port Columbus Airport is convenient and the highway network excellent. Lets have a great turnout!

COIL LINE

Published monthly as the journal of the Plate Number Coil Collectors Club, also known as PNC³. Copy must be in the hands of the editor no later than the 15th of the month. The February issue was mailed Jan. 24.

President: Frank Covey, 16 Grandview Dr., Macomb, IL 61455
president@pnc3.org

Distribution: Alan Thomson, P.O. Box 91, Northwood, NH 03261 or mrsnips@tds.net Mailed under Bulk Rate permit No. 1, Northwood, NH 03261. Contact Alan first about which back issues he has in stock. He may refer you to Charles Still at 15826 N.E. 184th St., Holt, MO 64048 for older issues. Please include an SASE. There is a modest charge to cover expenses.

Changes of address: Should be sent to and membership applications are available from Tom McFarland, Secretary, P.O. Box 756, Princeton Jct., NJ 08550 secretary@pnc3.org

Mailing list: Rental of the club mailing list is available. A one-time usage of labels costs \$50. Contact the secretary (above).

Dues: Are \$12 per year (\$17 for First Class mailing of *Coil Line*, \$17 for Canada and Mexico and \$22 for all others) and should be sent to Andrew Jakes, 2303 Horseshoe Ct., Grayslake, IL 60030-9327 treasurer@pnc3.org

Advertising rates: Are \$42 for a full page, \$24 for 1/2 page and \$12 for 1/4 page per issue. A check or money order made payable to PNC³ must be submitted with the advertising copy. All copy should be sent to the Editor, 909 Parker St., Bowling Green, OH 43402-2107.
E-mail - halallen@wcnnet.org

Members are entitled to two free, 40-word ads per year. Word ads are available at 6 cents per word per issue to nonmembers and those members who have used their free ads.

Ads

NEW 2003 PNC mint and used price list. Send a 60c # 10 S.A.S.E. to Jim Nelson 5649 E 100 N Kendallville, IN. 46755-9670"

ALBUM FOR used PNC singles. Complete from 1981-2000. \$47.95. 2001 supplement \$15. S&H \$7.00 CT add 6% tax. Get details! www.philatellicarts-pnc.com or send 60c #10 SASE Philatelic Arts, 370 Saw Mill Rd. Guilford, CT. 06437.

WANT LISTS FILLED for PNC used singles at one-third Scott catalog. The price is only 20 percent of catalog if machine cut or other perforation damage is allowable. Buyer pays postage. William Radcliff, P.O. Box 40725, Tucson, AZ 85717-0725.

WANTED: USED PNC traders. I have PNCs and some PNC covers to offer. Let me know what you have and need. I can also offer used U.S. and Canada for PNCs. Norman Ellis, 568 Forest St., Kearny, NJ 07032-3608.

PNC USED SINGLES, used strips and MNH PS5s. Great prices! Visit <http://www.angelfire.com/ca5/HimesPNCs> or send SASE for details. John Himes, P.O. Box 453 Cypress, CA 90630-0453.

AIRMAIL ALBUM: Consists of C7-C31 with a few exceptions. Mint plate blocks, coil strips and booklet panes. Over \$800 CV. Selling for \$400. Gene Kiehlmeier (814) 864-6437.

WANTED: SC #1906 Electric Auto top number PS5 VF #2, 6, 7 and SC # 2468 untagged strip across all five stamps bottom and all tag break. For Sale SC #2602 PS7 of #A1111 XF. #1 plus SASE. Ken Moreau, 402 Coronation Dr., Franklin, MA 02038

BUY/TRADE used PNC singles! Details at www.philatellicarts-pnc.com or send 60c #10 SASE to Philatelic Arts, 370 Saw Mill Rd. Guilford, CT. 06437.

JUST PUBLISHED! 240+ pages, 2002-3 Guide to Collecting PNC Stamps. Detail info and color pictures, Scott #'s, spiral bound. Article on PNC GAP's. Prices for strips, used singles. \$39.50 plus \$5.25 S&H. CT add 6% tax. www.philatellicarts-pnc.com Philatelic Arts 370 Saw Mill Rd. Guilford CT. 06437.

Member offers Old PNC Catalogs Buyer to pay cost of shipping

Eugene Kiehlmeier is offering his copies of Esrati's PNC Catalogs #'s 1-7 and Nazar's 1995 PNC Catalog to anyone winning to pay the cost of shipping to their address. Contact Gene at (814) 864-6437.

Membership

(Continued from xx)

Changes of address:

Paul L. Bongiovanni (108)
P O Box 927
Portsmouth, RI 02871

Anthony Maves (168L)
1634 Maple View Pl
Boone, IA 50036-7196

Larry Bigos (197)
87 Barbados Dr.
S. Cheektowaga, NY 14227-3117

Pat Rinaldi (221L)
2608 S. Town Center Dr. #2018
Las Vegas, NV. 89135

Richard J. Lucia (402)
4138 French St.
Erie, PA 16504
(814) 866-2170
rlucia7200@aol.com

James F. Shamel (547)
6327 Buckeye Hollow Rd SE
Uhrichsville, OH 44683

John R. Bensko (599)
23 S. Evergreen St.
Memphis, TN 38104
Jbensko@bellsouth.net

Tim Harrington (784)
Enovation Graphics
2420 Long Lake Rd
St. Paul, MN 55117

R.M. Orr (874)
15019 Balenie Trace Ln
Charlotte NC 28277-2118

Edward J. May (1008)
83-01 60 Ave. 2 Fl.
Middle Village, NY 11379-5404
Sprint708@aol.com

Richard E. Henderson (1173L)
90 Twill Valley Dr.
St. Peters, MO 63376-6566
(636) 928-5264
RS_HENDERSON90T@msn.com

John Wagner (1379)
1233 Manor Rd
Havertown PA 19083

Arthur W. Schiefer III (1532)
1325 Sunhaven Rd
Alpine, CA 91901-2378
(619) 445-0661

Lenore A. Smith (1560)
HC 67 Box 2058
Kirkland, AZ 86332-9631

Richard C. Baer (1610)
323 Wende Way
Glen Burnie, MD 21061

David N. Mahon (1636)
P O Box 284
Libertyville, IL 60048-0284

Daniel Arsenault (1639)
54 Poplar St.
Gloucester, MA 01930-2235

D. Matthew Roy (1652)
P O Box 223
Minetto, NY 13115-0223

Resignations:

Harry Rahn (1078)
Martin T. Towb (1247)

Deceased:

Donald K. White (550)
Hugh M. Goldberg (1249)

New/changed evening telephone numbers:

Gaylord C. White 803 788-5863
Pat Rinaldi 702 869-2656
Burton Robbins 941 624-6220
(Continued on next page)

Membership

(Continued from previous page)

Bill Murray 860 535-3668
Paul Arnold 727 447-2898
Lenore K. Gray 734 458-7932
Richard D. Day 952 431-3430
Steven C. Crown 281 332-1088
George F. Stephenson 304 464-5755
James F. Shamel 740 922-4610
Tom Malek 586-739-6839
Randy Manuel 905 336-3896
Edwin C. Simonton 318 221-1693
Greg Krebs 847 566-8488
Donald C. Eshelman 610 323-0526
J. D. Coelho 865 856-6022
Fred B. Gerson 323 661-0111
Anthony P. Willson 714 544-6799
Todd L. Johnson 717 776-5605
Brian J. Gallagher 434 978-4405
Charles S. Wilber 803 694-6312
Ronald J. Bopp 317 859-0474

E-mail addresses:

Jeff R. Channell (128)
channell@sgi.net
Richard F. Little (237)
rlftexas@hotmail.com
Burton Robbins (250)
robbins63@comcast.net
Bill McMurray (267L)
mcmurraypnc@aol.com
Gary G. Hendren (291)
g2hslm@msn.com
Wali A. Motorwalla (327)
wmotorwalla@scana.com
Michael B. Lipson (383)
mblipson@comcast.net
Kenneth J. Fleck (395)
kenfleck@comcast.net
James P. Gann (401L)
jgaan888@aol.com
Raymond L. Buse, Jr (423L)
StampPat@aol.com
Steven C. Crown (439)
scrown2376@aol.com
George F. Stephenson (482)
goatman@netassoc.net
Milton L. Maas (498)
theweatherman@worldnet.att.net
David M. Schwartz (586)
dmsstamps@aol.com
Randy Manuel (602)
rmanuell@cogeco.ca
Mary Jo Sample (612)
mjsample@ruraltek.com
Donald B. Vitz (900)
dvitz@compuserve.com

Donald C. Eshelman (905)
Dondo_1595@aol.com
J. D. Coelho (929L)
perfl@adelphia.net
Marshall Anderson (1054) marshall.anderson@millersville.edu
Herman Druckman (1116)
thedruck@aol.com
Richard L. Jodry (1157)
dickjodry@juno.com
Emery Lorance (1164)
emerylorance@yahoo.com
Daniel W. Kauffman, Jr. (1230L)
dwkman@inreach.com
Anthony P. Willson (1305)
anthony.willson@worldnet.att.net
Donald Thompson (1428)
ryderp@bellsouth.net
Jay Tanney (1551)
arltan63@aol.com
Otis Reed Palmer (1611)
rpalmer6@midsouth.rr.com
John A. Harting (1622)
dornhoj91@juno.com

Recap:

Previous membership count	777
New members	7
Resigned	-2
Deceased	-2
New Total	780

Committee chairpersons

As a regular monthly feature, some of the PNC3 Committee Chairpersons will be listed in *Coil Line*.

Publicity: Open.

Regional Meetings: Tony Willson, 1041 Bradcliff Dr, Santa Ana CA 92705-2334. ANTHONY.

WILLSON@WORLDNET.ATT.NET or (714) 544-6799.

Estate Advisory: Dave Bize 16055 W. Wildflower Dr. Surprise, AZ 85374-5056.

Awards & Exhibits: Gary Davis 6005 Crown Ln. Des Moines, IA 50311.

Ethics: Joann Lenz PO Box 296, Sterling Heights, MI 48311-0296.

Sampler

(Continued from page 30)

James Markley

At age 72 my belief is this club has more energy than any philatelic organization that I am associated with including the American Philatelic Society, United States Stamp Society (BIA) along with several others.

Dr. Robert M. Friedman, Boynton Beach FL

"I liked . . . Well done

"Changes . . . Add blank lines in column "Plate No.s Known" in event more #'s are issued/found after printing our pages"

"Comments . . . Good effort all around"

James H. Carmack, Jr, M.D., Hendersonville TN

"I liked . . . Keep the year date as part of the catalogue #

"Changes . . . Decimal notation OK but keep the year date!

Comments . . . Marvelous!! Gorgeous pictures!!

"Would like to see same quality pictures of plate varieties & color varieties of all PNC's of course. This will put anyone else's catalogues of any subject to shame!!"

Robert J. Hubsmith, M.D., Kinnelon, NJ

"I liked . . . Superb work"

"Changes . . . None at this time"

Comments . . . You all are off to a glorious start. Your work will enhance PNC collecting."

Elmer Brown, Anderson Island WA.

"I liked . . . The color and enlargement make for easy identification."

"Changes . . . An addition of a glossary and a back number check list. Abbreviations and nomenclatures need explaining."

"Comments . . . Excellent. The digitalizing of the sub-ids is confusing and not readily cognizable. The unique numbers are not useful to me as long as the varieties are explained for each stamp. I prefer words not numbers.

Plate Number Coil Collectors Club Consignment Sheet
Photocopy this page. A separate sheet is required for each lot.

Check with PNC3auctions@aol.com for submission deadline

Please Note: There is a 50-cent charge per lot.

- 1) Use a separate consignment sheet for each lot.
- 2) Keep this entire page intact and attach lots in a glassine with tape to the top half (do not use staples). I understand that this may not be possible for longer strips.
- 3) LIMIT YOUR CONSIGNMENTS TO 25 LOTS.
- 4) As I still find that there is no totally acceptable definition of a commercial cover, all covers will be listed as First Day Covers or Other Covers. There will be no exceptions.
- 5) If you do not state a minimum bid, your lot(s) will go to the highest bidder regardless of the price(s) realized.
- 6) Do not enter anything under Lot # on the consignment sheets.
- 7) Bidding increments are: \$0.00 to \$4.75/25c \$5.00 to \$9.50/ 50c \$10 to \$49.75/\$1 \$50 to \$97.50/\$2.50
\$100 to \$495/\$5 \$500+/\$10

OWNER IDENTIFICATION

Name _____ PNC³ number _____

Address _____

_____ State _____ Zip _____

Phone _____

Lot#	Scott#	Description of material	Minimum Bid (see rules above)
------	--------	-------------------------	-------------------------------

It is assumed that all mint material is never hinged, with undisturbed gum, sound perfs, etc. If otherwise, please note under faults. Used materials are assumed to be unhinged with sound perfs, etc., If otherwise, please note under faults.

For COTTRELL issues please grade both design centering and line centering.
Centering-Overall for non-Cottrell issues or Cottrell designs (see grading notes)

(Circle one)
Ave F F/VF VF XF S

Centering (line) Cottrell issues only (circle one)

Ave F F/VF VF XF S

Faults (describe below)

Buyer # _____ Hammer price _____

SEND TO: PNC³ Auctions c/o Joe Sedivy, P.O. Box 410602, Chicago, IL 60641