

PNC³ PNC Catalog Order Form (February 2007)

The Plate Number Coil (PNC³) Catalog Committee is accepting orders once again. The publications shown below are available for purchase only by PNC³ members at the stated prices, which assumes that a minimum print quantity of orders is received. Orders received during February will be shipped in March; thereafter, orders will be mailed intermittently. USA orders will be sent bound printed matter; non-USA orders will be sent airmail.

	<u>Quantity Ordered</u>	<u>Total Cost</u>
<u>NEW PUBLICATIONS (pre-publication prices)</u>		
2006 New Issues, Title Page, Introduction (22 pages)		
Stamp illustrations in color	\$13.75	_____
All pages in black & white	\$ 4.50	_____
2006 Cumulative PNC-ID Index, Cross Reference PNC ID and Scott Numbers Index, and Alphabetical Name Index (3 items, total 47 pages) \$ 5.50		
	_____	_____
<u>RE-OFFERED PUBLICATIONS</u>		
\$0.32 Flag Over Porch (1995-97, Permanent Catalog Section) 20 pages, Stamp illustrations in color \$8.00		
	_____	_____
\$0.37 Flag Waving (2002-05, Permanent Catalog Section) 26 pages, Stamp illustrations in color \$12.50		
	_____	_____
PNC3 Illustrated Glossary of Terms (22 pages) (2 nd edition) Illustrations (1 page) in color \$ 4.50		
	_____	_____

B. Postage & Handling (up to 4 items); then base + each item increment

USA: \$2.50 for first item + \$0.25 each additional item ordered	_____
Canada: \$2.50 for first item + \$1.40 each additional item ordered	_____
Mexico: \$3.00 for first item + \$1.75 each additional item ordered	_____
Europe: \$4.00 for first item + \$3.00 each additional item ordered	_____
Japan: \$4.25 for first item + \$3.50 each additional item ordered	_____

Total Remittance (in US funds ONLY, payable to PNC³) \$ _____

Mail Order Form and Remittance to: Andrew M. Jakes
2303 Horseshoe Ct.
Grayslake, IL 60030-9327 USA
pnc3treasurer@aol.com

Your PNC³ Member Number _____

Your Name (PRINT) _____

Your Mailing Address (PRINT) _____

____ new address _____

_____ (e-mail or evening phone number)



Coil Line

Journal of the Plate Number Coil Collectors Club - PNC³
<http://www.pnc3.org>

February 1, 2007
Vol. 20, No. 2
Whole Number 221

ISSN 1931-5112

Ron Maifeld, President
P. O. Box 54622
Cincinnati OH 45254-0622
513-231-4208
Email: ron.maifeld@pnc3.org

Board Members

Thomas McFarland, VP Andrew Jakes, At Large
Daniel Farrar, Secy. Edward Wigger, At Large
Harvey Wales, Treas. Frank Covey, Past Pres.

Harold A. Brown, Editor
909 Parker St.
Bowling Green, OH 43402-2107
419-352-7900
Email: halallen@wcnnet.org

PNC³ Web Site Update

By Ron Maifeld, Webmaster

This past September marked the 9th year of the PNC3 web site being online. I won't go into the history of the site, but suffice it to say that it has been a labor of love, and one that I've not grown tired of. The nice thing, in most cases, is that I can work on the site at my own pace, and now and then, even procrastinate a few days or so. I realize that there are members who have never visited the web site, but even if you are in that situation, I think that you owe it to yourself to 'make it happen', whether it involves asking your children or even your grand-children to help you. I think it would be worth your trouble just to see what is on the site and how comprehensive that material is. Another option is to visit the public library if you don't have a computer at home.

We have a pretty comprehensive data page on every PNC ever issued with pictures and varieties if they exist. All the technical details are there along with links to other support materials and information.

On January 28 of '06, we recorded the 200 thousandth visitor and as of the third week of January '07, we passed the 250,000 mark. That equates to almost a thousand visitors a week.

The PNC3 web site continues to be a good recruiting tool for new members. I don't have exact numbers, but somewhere in the range of 30% of new members come onboard because of exposure to our online presence.

In the past year, we have added one major new section, that being the contribution by Conrad Keydel on Coil Labels. In addition, a 'time line' was added that tracks the various publication dates of items produced by the Catalog Committee. The 16 page club exhibit that was featured at Washington 2006 is also online.

With the fantastic cooperation of the collecting community, we are able to post almost immediately reports of new finds, and in many cases, post pictures of same. Examples this past year were new number

(Continued on page 18)

Message from the President:

Reminders on dues, future of PNCs

In a memo that I received from our Secretary, Harvey Wales, he stated that he was mailing out 205 notices to members who have not yet paid their 2007 dues. This figure is about double the number normally sent out in January. Please take a minute to pay your dues when you receive the reminder letter or when you read this reminder.

Have you written a letter to David Failor, Executive Director of Stamp Services for the United States Postal Service, expressing your feelings toward the new policy to limit new plate numbers to all 1s? Last month Gene Trinks proposed that all letters be sent to arrive about the 10th of January and suggested follow up letters if necessary. It's still not too late to send that initial letter or a follow up to your original letter.

My letter to David Failor below contains his mailing address.

Mr. David Failor
Executive Director Stamp Services
United States Postal Service
1735 N. Lynn St., Suite 5018
Arlington, VA 22209-6432

January 7, 2007

Dear David:

I'm writing with regard to the decision by USPS to limit all future printings of stamps to plate numbers with all 1s.

I'm convinced that this is a bad move from the standpoint of decreased revenue for the postal service and dissatisfaction from the thousands of collectors who seek out the different plate numbers on all types of stamps, including coils, commemoratives and definitives.

Our organization has roughly 900 members and the United States Stamp Society has over 1800 members, most of whom collect plate numbers. This does not even include all the members of the American Philatelic Society, many of whom collect United States stamps and spend a serious

(Continued on page 18)

Reminders

(Continued from page 17)

I can't imagine with modern printing and computer technology that the cost to change plate numbers would be anywhere close to the amount of revenue that will be lost from collectors who will now only buy 'just' one example of a stamp, because that is all they will need to be complete for a given issue.

I hope that you will reconsider your decision and again change the plate numbers on stamps when the need arises to change plates.

Thanks for your consideration,

/s/ Ronald E. Maifeld
President

I plan on being at the PNC3 Regional Meeting to be held in conjunction with the APS AmeriStamp Expo 2007 in Riverside, California. The meeting will take place on Saturday, February 10th at noon in the University East meeting room in the convention center and last for two hours. Jewell Meyer and Jack Wasserman are hosting the meeting.

The Coil Line Index Project, as I had dubbed it, is complete. I reworked and added to all of the indexes, 1989 to 2006, originally submitted by Steve McCollum. After adding a 1988 index, they were saved in Adobe Acrobat format and posted on the web site, so that the entire index can now be searched by word or phrase if you need to look up something in a past issue of *Coil Line*.

Last month I left out a name on the Washington 2006 Ad Hoc committee. Thanks to the three co-chair 'Bobs' for their great job: Bob Moskowitz, Bob (Rob) Loeffler and Bob Hubsmith.

-- Ron Maifeld

Website update

(Continued from page 17)

combinations on the Atlas coils, plus splices and die cut varieties on other stamps. New Scott catalog numbers generally get posted the same day they are announced.

We continue to add scanned copies of *Coil Line* to the web site on a monthly basis, allowing for a three year time lag. All issues of *Coil Line* from the very beginning in 1988 until the first issue of 2004 are now online. In addition, since August of 2006, the electronic color versions of *Coil Line* are online and available to those who choose to receive their copy that way. Eventually, down the road, those copies will be available to all as well.

The Coil Line Index Project was started in December and finished a couple of weeks ago. The original indexing done by Steve McCollum was reworked and expanded in Adobe Acrobat format so that everything is now searchable. All issues of *Coil Line* from the very first issue in 1988 until the final issue of 2006 have been re-indexed.

In the 'Reference' section, we host and have a link to the Philatelic Inventory of the Internet Clerk, Renate

Fearonce in Tucson, Arizona. Donna Rajotte, her counterpart in Providence, Rhode Island maintains her own inventory, but it is just as accessible through her web page. We regularly post emails from both of these ladies on new items arriving in their offices.

Also in the 'Reference' section, we post the lots for each upcoming PNC3 auction and then post the results afterward. Both items then become part of the Archives.

Sometime around the first of January, the news and information articles from the 'Home Page' (first page) are moved to the article archives, which now go back to the start of 1998.

Just as a reminder, one of the under-utilized items on the Home Page is the 'Search Engine' near the bottom of the page. With it, you have the ability to search for any word or phrase in the web site, except for those items that are stored in a PDF file. Directly under the search box on the far right is another neat item that allows you to be notified when there is a change to the home page.

Some of the content is driven by the Catalog Committee, such as changes in the Glossary. There have been numerous additions to the Glossary this past year because of new manufacturing and processing techniques related to the production of stamps. The Glossary page was also reworked to add alphabet boxes for quick access to the definitions. Many of the entries are cross-referenced and linked to additional data.

Another item that originated with the Catalog Committee and was facilitated with the use of the web site was the discussion in the spring of '06 about the Common Buckeye stamp. There was a pressing need for the Plate Number Coil Collectors Club to establish guidelines and set the standard on what would be considered as Peak/Valley and Valley/Peak die cuts on the new horizontal format coils. This was accomplished in a matter of days with the use of the web site and email voting.

I'm always open to ideas of new additions to the web site.

Thanks to all the people who have been a big help in the success of the web site this past year.

Letters

PNCs – Thanks for the memories

To the Editor:

Thanks – for the memories!

As we near what appears to be the finality of PNC's as we now know them, let's not forget the joys and passions we experienced during the heydays of their collecting. I've gained opportunities to meet new friends, visit new places and thrilled at new discoveries – all worthy and worthwhile dedications.

The friends remain as do the experiences and memories of new places, and evidence of previously unknown discoveries are now mounted in albums to my satisfaction.

But the ceasing of individual numbering and plates was inevitable. With the rapid advancement of technology and computerization, it seems only logical that vast changes would occur, and have.

The accountability problems are inherently solved and

(Continued on page 28)

Reporting the Rarities

by Gene Trinks (2/07)

New reports in the last couple of months have increased the totals on the more common of the rare varieties listed, as might be expected. Two copies of the FOP #78777 10/10 and one of the FOP #13231A 10/10 V/P were reported. Four copies of the Diner #22211 round shoulder die and one of the Bike #444 square shoulder also surfaced. Only two reports of the Egret #3211 V/P, and one of the Egret #2121 V/P though. Have members stopped looking at Egrets? There should be more out there. Still no mint reports on these two.

I've begun to think about listing one or more of the Avery Atlas numbers. Doug Iams' survey shows some numbers with very few used copies. He also stated that there have been no mint finds of the V13222. If the Atlas is retired in the future, I'll certainly want to track that one, unless some mint discoveries are made. Your suggestions?

Some members may notice the change in the mint quantity of the Mountain 9/10 die from the last issue. This is not due to a new report, but corrects an error in the last three reports. I failed to update the mint quantity of this issue after a report last May that two more mint copies of this rarity were discovered. My apologies.

The revised list therefore stands as follows:

PNC Issue	PNC ID	Scott No.	Mint*	Used	On Cover
32¢ Flag over Porch ('Famous Five')					
66666 10/11 die	1996-8.221	2915A	0	20	2
66666 12/11 die	1996-8.241	2915C	0	4	2
78777 10/10 die	1996-8.211	2915A	4	66	5
88888 11/12 die	1996-8.252	2915C	0	4	0
13231A 10/10 VP die	1996-8.212	2915A	8 + 6	45	14
(5¢) Avery Mountain V333342 13L/12R die	1996-10.211	2904A	0	19	3
V333343 round corner die	1996-10.211	2904A	0	4	
(5¢) BEP Mountain #1111 9/10 die	1997-1.22	2904B	4 + 2	12	2
(25¢) Diner #22211 round shoulder die	1998-7.21	3208A	0	69	7
(10¢) Green Bike #444 square shoulder die	1998-4.22	3228	0	26	2
(10¢) Eagle & Shield STD #11111 round shoulder die	1998-15.21	3271	3 + 1	10	4
37¢ Snowy Egret V2121 VP die	2003-8	3829	0	6	0
V2121 PV die	2003-8	3829	0	1	0
V3211 VP die	2003-8	3829	0	16	0
V3211 PV die	2003-8	3829	0	1	0

• In MINT column, first number is known ps/5s and second number is known mint singles (See January 2005 issue for illustrations of the round and square corner and shoulder die varieties)

If you have a new find to report, you should send a report to me at 16415 W. Desert Wren Ct., Surprise, AZ 85374. I have a new e-mail address (gctrinks@cox.net), and will be happy to hear from you by that method. Send a scan too, if you have the capability. And many thanks to all members who have reported in the past. Keep up the good work!!

KEY: A - 100, B - 500, C - 3000, D - 10000
 EP - EMBEDDED PHOS UT - UNTAGGED
 SP - SURFACE PHOS [xx] - NUMBER INTERVAL
 BK - BLOCK TAG (NL) - LINERLESS
 OA - OVERALL TAG * **NEW NUMBER**

Plate number intervals are shown in brackets following the stamp name. If more than one is indicated, the order is that in which the different printer's plate numbers are listed. Example: Atlas: [20] for BCA, [10] for Avery.

PRINTER PLATE NUMBER PREFIX LETTER:
 A - American Bank Note P - Ashton Potter
 B - Banknote Corp. of America S - Sennett Security Prod.
 G - Guilford Gravure V - Avery-Dennison
 M - 3M None - BEP

39c L/FLAG (SA) [10]
 #V1111 C, D

39c L/FLAG [14]
 #S1111 A, C, D

39c L/FLAG (SA) [14] [31]
 #S1111 A
 #P1111 A
 #V1111 A [11]

39c CROPS (SA) [25]
 #S1111 A

(39c) L/FLAG [14]
 #S1111 C

(39c) L/F (SA) [14] [11]
 #S1111 A
 #V1111 A
 #P1111 A [31]
 #P2222 A [31]

1c KESTREL [24]
 #1111 B, C (TYPE I)
 #1111 B (TYPE II)
 #1111 C (TYPE III)
 #2222 C
 #3333 C
 #4444 C

1c LAMP [14]
 #S1111 C

2c WOODPECKER [24]
 #1111 C, D
 #2222 D

3c STAR [14]
 #S111 D

37c EGRET (SA) [11] [31]
 #V1111 A
 #V2111 A
 #V2121 A #
 #V3211 A #
 #V3212 A
 #V3221 A
 #V3222 A
 #P11111 A
 #P22222 A
 #P33333 A
 #P44444 A
 #P55555 A

3c COFFEE POT [14]
 #S1111 D

5c TOLEWARE [14]
 #S1111111 D

10c CLOCK [14]
 #S1111 D

24c BUCKEYE (SA) [11]
 #V1111 A

39c OFFICIAL [14]
 #S111 A

- Known used only

(5c) SEA (SA) [20] [22] [20]
 #B111 D
 #P1111 D
 #P2222 C, D [27]
 #P3333 D [27]
 #P4444 D [27]
 #P5555 D [27]
 #P6666 D [27]
 #P7777 C, D [27]
 #S1111 D

(10c) LION (SA) [21]
 #S11111 D
 #S22222 D
 #S33333 D
 #S44444 D
 #S55555 D [20]
 #S66666 D [20]
 #S77777 D [20]

(10c) LION [14]
 #S11111 B, C

(5c) SEACOAST [10] [14]
 #B111 B, D
 #S1111 C
 #S1111 D (lum ink)

(15c) WOODY (SA) [21]
 #S11111 D

(10c) ATLAS (SA) [20] [10]
 #B1111 D
 #V11111 D
 #V11222 D
 #V12111 D
 #V12222 C, D
 #V13222 ?
 #V21111 D
 #V21211 C, D
 #V22111 D
 #V22112 D
 #V22211 C
 #V22222 D
 #V23113 D
 #V32332 D
 #V33332 D
 #V33333 D

(25c) DINER [14]
 #S11111 D

(25c) DINER (SA) [21]
 #11111 D
 #22211 C, D
 #22222 C, D
 #33333 D
 #44444 D
 #55555 D

(25c) EAGLE (SA) [20]
 #S1111111 D (03 DATE)
 #S2222222 D
 #S3333333 D
 #S1111111 D (05 DATE)

(25c) EAGLE [10]
 #S1111111 C

? = Known used only

Sennett's SA Lion S55555 was printed with a *different size cylinder than previous plate numbers*. Consequently the plate number interval changed from 21 to 20. S55555 & higher have the 20 interval.

Ashton Potter's SA Seacoast P2222 was die cut with two different mats. One is serpentine cut on all four sides while the other has serpentine cuts on the sides and straight cuts on top and bottom

In printing the SA Seacoast with cylinders P2222 through P7777 AP changed the cylinder size from that used to print P1111. Thus the plate number intervals changed from 22 to 27. P3333 through P7777 have a small date and color order of BCMY.

The Kestrels differ in the order of color laydown. Colors are black, yellow, cyan and magenta. Type I sequence is BYCM. Type II is BCYM. Type III is YMCB. *The color order shows in the plate number.*

Annual New Issue Catalog Pages

The PNC³ Catalog Committee has an order form on this issue of Coil Line. New publications are the 2006 New Issues offered in color or black & white and the latest cumulative indices of plate number coils. We only print a few more than those ordered to keep cost in line. We do not keep these in stock. Once they are sold out, no more are printed.

2006 New Issues

These 8 ½ x 11 pages tell about the nine new coil issues of 2006. They are three-hole punched and are intended to go into a binder that you purchase. On the color version, the images are all in color and bigger than the stamp itself. The black and white version is less expensive, but the images are in grayscale.

The package also has a four-page introduction that explains how to get the most out of your catalog pages.

This is the fifth year that the PNC³ Catalog Committee has offered new issues of the preceding year. These pages have all the information we know about a given issue at the time of publication. Pages for these issues will be republished later when changes to the pages are no longer likely to occur.

2007 Indices

There are three lists in this package. These lists are republished each year with the new issues from the preceding year added to the lists.

The **PNC ID/Scott Cross Reference with Plate Numbers** is in order by PNC ID. It shows the title of the issue, the Scott Number, all known plate numbers, the date of issue and the month and year that the latest PNC³ catalog page was published for this issue.

The **Scott/PNC ID Cross Reference** is in Scott Number sequence. It shows the same information as the first list, but has no plate numbers on it.

The **Name Index with PNC IDs** is alphabetical by the name of the issue. There are numerous cross-references that point you to the correct name. For example, if you lookup LAMP it will say SEE TIFFANY LAMP. This list has only PNC ID numbers on it.

In-Stock Catalog Pages

If you want to know what catalog pages are being sold and their price go to the PNC3 website at www.pnc3.org, click on the Reference tab and then Catalog. All items published are there. In-stock items are highlighted in blue with a purchase price behind them.

As a reminder that these are available to you on a continuing basis, the Catalog Committee offers a few of these as space permits each time we do an order form.

Offered this time are the Flag over Porch pages and the Flag Waving pages published in the fall of 2006. **THESE ARE NOT NEW OFFERINGS.** These are items we carry in stock for purchase by new members or by those who did not purchase them when they were first offered.

Current publications in stock are:

Flag over Porch	Nov 2006	\$8.00
Flag Waving	Nov 2006	\$12.50
Values List 3 rd Ed	Apr 2006	\$9.50
Glossary	Feb 2006	\$4.50
Avery Die Cuts	Feb 2006	\$7.25

You may order any of the above in-stock items at anytime, by sending your check to:

Andy Jakes
2303 Horseshoe Ct
Grayslake IL 60030-9327

Be sure to include the correct amount for postage. For U.S. addresses, the first item is \$2.50 and each additional item is 25 cents. Write or e-mail Andy at pnctreasurer@aol.com if you have questions.

The Catalog Committee next plans to publish the Values List in the fall of 2007, well after the rate increase expected in May 2007. Dealers should have their latest price lists to us by July 1, 2007.

You may contact the catalog committee at anytime at our e-mail address: catalog@pnc3.org.

PNC Q^s & A^s

Each month a question will be posed by a fellow club member. Everyone is encouraged to participate, regardless of your level of knowledge, whether it be novice or expert. I will not report the name of the person presenting the monthly question, so that you need not feel any “embarrassment” asking what you want. Remember, if you pose a question, there are undoubtedly other club members who want to know the same thing. With 25 years of PNC’s now under our belt, certainly you may have unanswered questions whose answers are probably within the realm of knowledge of our own club members.

Responses to the question will be presented in the following month’s issue. The format will be a combination of all responses received, followed by credits to those who participate in the answer, unless you request anonymity.

Both questions and answers can be sent by either e-mail (rdloeffler@optonline.net) or snail mail to:
Rob Loeffler
111 Mandeville Ave.
Pequannock, NJ 07440-1817

This month’s question comes from a member who is fairly new to this hobby and wants to know:
“How is the best way to tell embedded phosphor from surface phosphor?”

Last month’s question was:

Has the Avery Dennison self-adhesive Mountain coil of 1996, Scott 2904A, plate #V222222 ever been found with the back number right side up?

According to member and dealer Brian Engler, yes, at least one strip has been found, from the southern region of the United States, with the back numbers “right side up”. It is found with middle aqua back numbers. Speculation exists as to how it happened. Perhaps a web splice?
Thanks, Brian.


I received quite a few responses to the letter from “One Dizzy Collector”, both pro and con his take on the hobby. Among them:

“I agree with Dizzy. I joined the PNC3 to enable my simple and small collection of those stamps with plate numbers. Imagine my confusion when I encountered all these so-called varieties with seemingly an unending variety of collectables. I hardly understand the differences and the poor quality of the illustrations make it difficult to really see what is being talked about i.e., double die cut flag waving. I direct your attention to the article on p.7 of the January issue, 1st paragraph. Well, I think I’ll just collect the stamps with the numbers (on the front).”

“I belong to the Philatelic Society of Los Angeles, a small group of very advanced collectors and exhibitors who have taught me a lot over the past several years. A sophisticated collector of classic stamps who has little, if any, interest in collecting modern philately, still said at a recent meeting that, because of the variety of printers, modern stamp production is in a truly interesting time. Collectors who can complete a year collection of definitive varieties will find themselves with true rarities on their hands in the future. He was especially talking about our wild and crazy (and, yes, dizzying) field of plate number coil collecting.

The ongoing scholarship of the more advanced members of our club, I believe, serves the future stamp collectors who will want to build their collections using this material. I say, “Bring it on!”

Philatelic Arts
2007
PNC GUIDE



NEW NAME
NEW Easy to
Read FORMAT
MANY NEW
SCANS
Expanded
Listings
NEW ISSUES
thru Spring
2006
UPDATED
PRICES
Newly
Organized
by Value

A COMPREHENSIVE REFERENCE
BOOK FOR COLLECTORS OF
**PLATE NUMBER COIL
STAMPS**
COVERING
USED SINGLES, MINT STRIPS
AND COVERS

FREE BONUS

FREE
14 NEW ISSUE
ALBUM
PAGES FOR
MINT STRIPS &
AND SINGLES
AS \$20.00 Value

Philatelic Arts
2007 PNC GUIDE
NEW NAME
New Issues
New format
Stamps Organized by Denomination
Redesigned Tables
Many New Scans
Updated Values
Spiral Bound with Clear Plastic Covers
270 pages of info.

★ **FREE BONUS** ★
14 New Issue album pages
for Mint Strips of 5 and
Used Single
\$15.00 Value

Publication Price

~~\$64.50~~

plus

\$4.50 S&H

CT Residents add 6% sales tax

Please allow 2/3 weeks for order to arrive.

**WINTER
SPECIAL OFFER**

\$54.50 thru Feb/Mar



SPECIAL OFFER
RENA TEST COIL STRIP
\$8.00 for strip of 5
1.75 for singles or multiples thereof

Item Order Form	Price	Quan.	Totals
2007 PNC GUIDE	\$54.50		
RENA TEST STRIP OF 5	\$8.00		
RENA SINGLES (price per stamp)	\$1.75		
	CT only	sales tax 6%	

USE PAY PAL

Click on PAY PAL symbol at my website
www.philatellicarts-pnc.com

Sub Total

S&H \$4.50

TOTAL

Send to (Please Print Clearly)

NAME _____

STREET _____

CITY _____ ST _____

ZIP _____

EMAIL _____


Broken/Double Die Cut on the American Crops Coil

By Frank Covey



To the right is a close up image of a broken double die cut found in January 2007 on the American Crops (2006-5) coil. The double die cutting started on the third stamp into the roll and continued for the next 10 stamps. No plate number stamp had the double die cut as the first stamp with a plate number was on the 16th stamp on the roll.

Sennett Security Products employs multiple die cutters to put the serpentine die cuts along the edges of its coil stamps. The cutters overlap slightly. When the cutters are perfectly aligned above each other the die cut appears as a continuous cut. When not aligned perfectly, a broken/double die cut is produced where the cutters overlap.



I first became aware of broken/double die cuts on the 37c Flag Waving (2003-7) plate S2222. That broken/double die cut appeared in the middle of one coil instead of the edge as shown above. The 37c Flag Waving broken/double die cut is listed in the 3rd Edition of the Values List. A PS5 had a median value of \$25.

This strip has been saved as a coil block two stamps high and 21 stamps wide with the leader strip attached. Only the top stamp illustrated exhibits the broken/double die cut. Because the coil is mis-slit as well, the bottom stamp exhibits the Cobra die cut.

More Than Plate Numbers

By Frank Covey

The announcement in the January 2007 Coil Line that the three private printers will no longer be required to change plate numbers when they create new print cylinders, may leave some coil collectors wondering what there will be left to collect.

Modern coils are so much more than plate numbers. Below is a list of other features that interest me and may offer a new challenge for you too. All these may be collected in combination with a plate number that remains the same throughout the life of the issue.

Coil Blocks

Sennett Security Products produces their coils in sticks. The sticks up to ten rolls high are held together by tiny pieces of uncut paper called bridges. Multiple strips can be saved with the bridges intact from two rolls to ten rolls high. Look for a future article in Coil Line about this fun specialty.

Roll Ends

Both the beginning and the ends of the Avery Dennison coils have a wavy cut. The beginning of the roll has the wavy cut on the left and the end of the roll has the wavy cut on the right. These can be collected with or without plate numbers. I also collect these in PS3, PS5, PS7 etc. with the plate number centered on the strip and a normal die cut at one end and the wavy die cut at the other. It's a challenge to get a clean looking die cut like the one shown to the right.



Back Numbers

Both water activated (WAG) and self-adhesive (SA) rolls sizes from 500 to 10,000 have back numbers every 10 or 20 stamps printed on the reverse side of the stamps (WAG) or liner (SA). The rolls of 500 have 3-digit back numbers. The rolls of 3000 generally have 4-digit back numbers and the rolls of 10,000 have 5-digit back numbers. To the right is a 4-digit back number from the 2003 American Eagle SA (PNC ID 2003-6). Back numbers are sometimes found in different colors on the same issue and can be on the top, bottom or middle of the stamp.



#on# Back Numbers

On some rolls the back number and plate number can be found on the same stamp. Be aware that on some issues or some plate numbers, it may not be possible to find a back number and a plate number on the same stamp.

Back Number Sets

Back numbers can sometimes be found on every position relative to the plate number on a single roll. On Even/Odd rolls back numbers are 1 left or 1 right (odd) of the plate

numbered stamp OR 2 left, #on# or 2 right (even). Two rolls are necessary to have a set of back numbers on every stamp relative to the plate number. There are also quad roll types where 4 rolls are needed to get a back number on every position along a plate strip. Scott Adams' Back # Checklist publication tells about the 4 roll types and has a chart showing the roll type for each issue.

Mis die cut

Infrequently Avery does not cut part of a coil properly. On the coil sample to the right you will be hard pressed to find the 24c denomination. Also the plate number moved from the bottom of the coil to the top because the die cuts are not properly aligned with the image. The Sennett coils are sometimes found with double die cuts. (See the article elsewhere in Coil Line about the double die cut American Crops coil (2006-5).



Where do you put this in your collection? →

It's a roll end that is mis die cut too.

No denomination shows on the stamp.



Perf sizes

There was an article in the December 2006 Coil Line about perf sizes on WAG coils and how to measure them. Finding two perf sizes on the same coil can be fun.

Die Cut Varieties

PNC³ has a publication that can still be purchased on Avery Die Cut varieties. This publication discusses the Bells, Knolls and Thimbles that can be found on Avery coils. Most PNC collectors seek the Peak/Valley (PV) and Valley/Peak (VP) Avery die cuts that are considered normal. Sennett Security Products also produces PV and VP coils, but these are not usually found in the same coil shipment like the Avery PV and VP die cuts. The abnormal Sennett coil is the Cobra that can be found at the right or the left or embedded. To the right is a Cobra die cut showing in the lower right corner of the stamp.



Seam Lines

Ashton Potter coils sometimes have seam lines on the left side of the plate numbered coil stamp or on the right side of the stamp just left of the plate numbered stamp. Seam lines can be found in any of the colors that are contained in the plate number. Seam lines are caused by a build up of ink in the seam of the offset blanket. I cherish coils with a clearly visible seam line from the top of the coil to the bottom of the coil. I also like coils that show more than one seam line of different colors.

Membership

Names of applicants are published for members to review. Any member who questions the suitability of a prospective member should contact the chairperson of the Membership Committee, Janet Gillis, 2485 Falmouth Rd. Fairlawn, OH 44333-4045 with the objection. The committee will recommend for or against membership.

New applicants:

Ron Archer (2003)
300 Juniper Creek Blvd
Pinehurst, NC. 28374
(910) 603-8413 (Day)
(910) 235-0301 (Evening)
ronarcher@hotmail.com

Arthur Brounstein (2004)
111 Larchwood Ave
West Long Branch, NJ. 07764
(732) 915-2843 (Day)
(732) 571-1333 (Evening)
broart@comcast.net

Lorne D Green (2005)
P.O.Box 1684
Brighton, Ontario KOK 1H0
Canada
(613) 475-4737 (Day and Evening)
dexgum@sympatico.ca

W. Garry Clay (2006)
99 Tower Rd
Brookfield, CT 066804
(203) 775-5867 (Day and Evening)
garryshenorock@c5.com

Alex Hrabko (2007)
120 Auramer Dr
Rochester, NY. 14609-1820
(585) 467-3893 (Day and Evening)
alex.Hrabko@frontiernet.net
alex.Hrabko@frontiermet.net

Ronald R Tellier (2008)
7362 Janita Dr
Mobile, AL. 36695-4412
(252) 633-2565 (Evening)
rtellier@bellsouth.net

Mary R Goeller (2009)
166 Wilson Ave
Westbury, NY. 11590-2100
(516) 334-2682 (Day and Evening)

T. Duane Burris (2010)
106 Liberty Street
North Adams, MA. 01247
(413) 329-2980 (Day and Evening)
gmstamp@gmail.com

Deceased:

Peter Rizzo (1836) Streator, IL

Resignations:

Joseph Chang (1954) Davidsonville, MD

John Pawelski (1873) Las Vegas, NV

David Piateak (1792) Prescott, AZ
Raymond Vaugn (1599) Lexington, NC

(Continued on page 28)

PNC³ meetings and slide shows

The Regional Meeting chairman is: Tony Bruno, P. O. Box 624, Easy Lyme, CT 06333-0624
tbbee@aol.com

APS AmeriStamp Expo 2007 — Saturday, February 10, 2007. The meeting will be held from Noon until 2 p.m. at the Riverside Convention Center, Riverside, CA. Jack Wasserman and J.L. Meyer will be in charge. Meet at the Riverside Stamp Club's table.

Plymouth Show, Saturday, April 28, 2007. The meeting will be held during the 38th Plymouth Show, at the Plymouth, Michigan Central Middle School starting at 11:30 a.m. with time afterwards for selling, trading and conversation. Conrad Keydel and Ron Maifeld will host.

Annual Meeting, Saturday, Aug. 11, Portland, OR. Meeting time and location to be announced. Following tradition, the Annual Meeting of the Plate Number Coil Collectors Club will be held during the annual Stampshow of the American Philatelic Society. The board will likely meet in the morning. Issues to be addressed should be sent to President Ron Maifeld.

COIL LINE

Published monthly as the journal of the Plate Number Coil Collectors Club, also known as PNC³. Copy must be in the hands of the editor no later than the 15th of the month. The January issue was mailed Dec. 22.

President: Ron Maifeld P. O. Box 54622, Cincinnati OH 45254-0622
513-231-4208
ron.maifeld@pnc3.org

Distribution: Alan Thomson, P.O. Box 91, Northwood, NH 03261 or mr.snips@verizon.net Mailed under Bulk Rate permit No. 1, Northwood, NH 03261. Contact Alan first about which back issues he has in stock.

He may refer you to Charles Still at 23913 Benton Road, Kirksville, MO MO 63501 for older issues. Please include an SASE. There is a modest charge to cover expenses.

Changes of address: Should be sent to and membership applications are available from Daniel Farrar, Secretary, 3386 Excalibur Cr., NW, Canton, OH 44708-1143
farrar@raex.com

Mailing list: Rental of the club mailing list is available. A one-time usage of labels costs \$50. Contact the secretary (above).

Dues: Are \$12 per year (\$18 for First Class mailing of *Coil Line*, \$17 for Canada and Mexico and \$22 for all others) and should be sent to Harvey Wales, 13 Birmingham Pl., Vernon Hills, IL 60061-2103
hwales16@aol.com

Advertising rates: Are \$42 for a full page, \$24 for 1/2 page and \$12 for 1/4 page per issue. A check or money order made payable to PNC³ must be submitted with the advertising copy. All copy should be sent to the Editor, 909 Parker St., Bowling Green, OH 43402-2107.
E-mail - halallen@wcnet.org

Members are entitled to two free, 40-word ads per year. Word ads are available at 6 cents per word per issue to nonmembers and those members who have used their free ads.

Ads

USED PNC singles and strips. Send for free, updated daily, pricelist. Quantity lots plus used booklet singles. Bob Murrin. PNC3-LM, P.O. Box 10100, St. Petersburg, FL 33733-0100 murrin@gte.net

PNC USED SINGLES, used strips and MNH PS5s. Great prices! Visit <http://www.angelfire.com/ca5/HimesPNCs> or send SASE for details. John Himes, P.O. Box 453 Cypress, CA 90630-0453.

All members are entitled to two free 40-words ads per year. Copy is to be submitted to the editor no later than the 15th of the month. Additional word ads are available at a cost of six cents per word per month. Checks should be made out to PNC3 and sent to the editor.

Membership

(Continued from page 14)

New Life Members:

Mark Caruthers (511L)
James Doyle III (1064L)
Jim Stollenwerk (1553L)

E-mail addresses:

Jerry B Grove (558L)
1148 Scotland Ave
Chambersburg, PA 17201-1242

John Hickel (2002)
7132 Durness Place
Columbus, OH 43235-5130
(614) 847-0744
johnhickel@aol.com

William King (554)
321 Park Way E
Las Vegas, NV 89106-4818

Robert M Kumpher (1342)
289 Ravinia Dr S
Valparaiso, IN. 46385
(219) 764-5172 (Day & Evening)
rmjak@localnet.com

James Sauer (577)
P.O.Box 730993
San Jose, CA. 95173
(408) 445-2694
hjamesauer@yahoo.com

Robert Speer (1713)
1492 Pine View Dr
Lancaster, OH. 43130-7729
(740) 653-9878 (Day)

Donald Thompson (1428)
2822 Summer Branch Ln
Buford, GA. 30512

Robert Thompson (1415)
12431 Golden Thistle
Houston, TX 77058

Jack L Wasserman (1194)
1403 N Alta Vista Blvd
Los Angeles, CA. 90046-8224

Mark K Willadsen (1562)
7712 W Benelli Circle
Sioux Falls, SD. 57106
Investwithmark@hotmail.com

Recap:

Previous Membership Count	899
New Members	8
Deceased	(1)
Resigned	4
New Membership count	902

Letters

(Continued from page 18)

Previous methods were always suspect or proven inaccurate. So what's lost there? Duplication of production accouterments are drawn from computer memories and are only identified by their sameness. The only question in my mind is the identification of producers. This may be accomplished by a letter/number as indicated—so all is not yet lost. The emphasis, however, may shift to EFOs, etc.

So, I'm afraid the dynamic culture of collecting multiple numbers has gone the way of large plate block number collecting, only remembered historically.

Do I cry over the loss? I feel sad but hasten to remind myself one seldom sees a new mother pushing a perambulator anymore. The production of users hasn't stopped but methodologies of transport certainly have!

And so we move into different realms.


To anticipate a reversal or change of projected policy at this or any other future time is futile. Things are

Letters

as things are and the cart does not draw the horse! Objections may punctuate our dislike but will not dictate change.

PNCs may eventually comprise a separate catalog area—like Postal Notes, Parcel Post and other foregone issues. And those of us now engaged in the active pursuit of PNCs may say "Thanks—for the memories!"

Dan Kauffman
Clearlake Park, CA



What's next?

To the Editor:

While we are waiting to hear if USPS will reverse its plate number decision, it will give some of us less organized types a chance to get our collection better organized. Even if they do not reverse it, you can still continue to expand your PNC collection.

Fill in items you are missing. Add used, or covers, or back numbers, or gaps, or constant plate varieties, or numbers on top, or other EFO's. Pick your favorite issue and form a specialized collection. Work up an exhibit. Lots of possibilities.

Doug Iams

One Mat, Two Bells

In the November Coil Line, Frank Covey deduced from the shifting position of bell die cuts on the Liberty Flags, that there are two different die cutting mats involved. I don't think so.

Essentially, the mat spans the web with a series of wavy die cuts separated by straight sections that are intended to fall between coils. The between-coil slices are intended to go through the center of these separators. At the edge of the mat, a slightly longer separator runs to the edge of the printed stamps, with waves only on the inner end of the separator. The outer edge gets trimmed off as waste, I suppose.

The pattern looks like this. Superimposed, I have marked a high position for between-coil slices with the top line in red, and a low position with the bottom green line. The center line in blue indicates where the cut should be made on a correctly sliced coil.

I suspect that the shift is not in the positioning of the slicers, since the slices seem to be coordinated with the printed image fairly well. I think that shift occurs when the mat is installed on the finishing equipment. If the mat is shifted sideways the space of one separator and one wave (peak or valley), the bell goes from bottom left to top right. "Sideways" is downward, when looking at the stamp, to achieve this shift in the bell.

At any rate, this does not require a different mat, just a little imprecision on the part of Avery. The middle name of Avery and Sennett should be imprecision, since the horizontal between-coil slices frequently miss the separators. It almost makes you wonder why separators were designed into these mats in the first place. They could have just taken the approach that we saw with the Flag Over Porch #3133, where there were no separators at all, and the between-coil slices were made any-old-which-way, with no attempt at precision at all.



Fig. 1 If the stamp is sliced at the top line shown in red, it produces a Bell Top Right.



Fig. 2 If the stamp is sliced at the center line shown in blue, it produces a properly cut coil.



Fig. 3 If the stamp is sliced at the bottom line shown in green, it produces a Bell Bottom Left.

Since the mat is probably left in one spot unless something wears out or breaks, we should see a lot of coils with either of these variations, and we should see a lot of coils with the slices going through the separators, if Avery is lucky to get it all lined up correctly.

Incorrect positioning of the slicers would show up as poor centering, easy for quality control to spot. Incorrect positioning of the mat would be harder to detect, since it wouldn't involve anything printed or an edge. Only when the stamps are peeled apart do the bells become obvious.

R. C. de Mordaigle
PNC3 #1830

Letter

Enough is enough, already!

I agree 100% with your writer on page 6 of the January, 1, 2007 newsletter.

I've been a PNC collector since the beginning but right now am considering giving it all up.

Page 5 of the newsletter says it all--we now need a 1000 power microscope to find yet "another variety."

I'm tired of PV, VP, bells, square vs. round and counting perfs on thousands of flags.

The USPS won't change as the voices of our 1,000 members means absolutely nothing. It's not fun anymore--it is a chore.

George Dorn PNC #1732