

Coil Line

Journal of the Plate Number Coil Collectors Club – PNC³

American Philatelic Society Affiliate # 185

Volume 21, Number 8

August 2008

Number 242

Images of Selected Stamps from Articles in this Issue



Page 142



Tropical Fruits Catalog Corner Page 145



Page 149



Flags of Our Nation Series, First Ten Designs of the New Issue. See Page 147 and Page 148



Color Missing & Die Cut Shift Combo sold at Hammer-Schau Auction June 27th Page 148



Page 144

Coil Line

Journal of the Plate Number Coil Collectors Club

Published by: PNC³

ISSN: 1931-5112

Todd R. Uebele, Sr., Editor

CoilLineEditor@aol.com

Brian and Cory Snippen, Distributors

snippenb@comcast.net

Frank Covey, Electronic Distributor

cquail@macomb.com

Advertising Rates

Full Page	\$ 49.00	Quarter Page	\$ 15.00
Two Thirds	\$ 37.00	Sixth Page	\$ 11.00
Half Page	\$ 28.00	Eighth Page	\$ 8.00
Third Page	\$ 20.00	Color Ad Per Insertion	\$ 125.00

A check or money order, made out to "PNC³" must accompany camera ready ad. Advertising copy must be submitted by the 1st of the previous month prior to the publication date. Please send all copy to Coil Line Editor, 1667 Wolf Road, Iron Station, North Carolina, 28080-1982.

The Classified Ad rate is six cents a word per issue, with a minimum of \$3.00 per individual ad. Two 50 word ads per year per member are available at no charge. There is a 10¢ a word charge for words over 50. Please submit to the editor by the 1st of the month, for the following month's issue.

All material, including articles submitted, will be edited and formatted for inclusion in **Coil Line**, and must be received by the 1st of the month prior to publication.

Coil Line reserves the right to edit copy as necessary.

Coil Line is published monthly, and as a member benefit is included with paid up membership of \$12.00. Alternately, an electronic full color version of **Coil Line** is available worldwide, with PNC³ membership at \$12.00. Foreign dues rates are: North America (Canada and Mexico) \$17.00; Outside North America \$22.00. First Class Mail delivery in the United States is available for an additional \$6.00 yearly. Past issues of **Coil Line** are available at \$2.50 per copy. Quantities are limited.

All material copyright 2008. All rights reserved. Material in this publication may be copied or reproduced with acknowledgement to **Coil Line**. Opinions expressed by the authors and writers are their own, and do not necessarily reflect those of the editor, publisher, or the membership of the Plate Number Coil Collectors Club.

All Correspondence, letters to the Editor, and advertising questions, should be sent to **Coil Line** 1667 Wolf Road, Iron Station, NC, 28080, email CoilLineEditor@AOL.com, or Phone 704-735-5484, 10:00 AM – 6:00 PM Weekdays.

Mailers

The Incredible Bulk Mailing Co., Tualatin, Oregon, 97062,
Email, incrediblebulk@comcast.net. Phone, (503) 810-7825,
Mailed from Zip Code 97208, on or about July 25, 2008.

PNC³ Contacts



2915A 10x10 PV/VP Plate Number 78777 Rarity

www.PNC³.org

Webmaster, Ron Maifeld

Elected Officers

Ron Maifeld, President

Post Office Box 54622

Cincinnati, Ohio, 45254-0622

Email: ron.maifeld@pnc3.org

513-231-4208

Tom McFarland, Vice President

Post Office Box 756

Princeton Jct., NJ, 08550-0756

Email: tmcfarland@comcast.net

609-275-6323

Dan Farrar, Secretary

3386 Excalibur Circle NW

Canton, Ohio, 44708-1143

Email: farrar@raex.com

330-477-6913

Harvey Wales, Treasurer

13 Birmingham Place

Vernon Hills, IL, 60061-2103

Email: hwales16@aol.com

847-367-2629

Frank Covey, Past President

16 Grandview Drive

Macomb, IL, 61455-9705

Email: cquail@macomb.com

309-837-5218

Andrew Jakes, At Large

2303 Horseshoe Court

Grayslake, IL, 60030-9327

Email: pnc treasurer@aol.com

847-543-4487

Edward Wigger, At Large

1123 Baldwin Street

Mechanicsburg, PA, 17055-3935

717-697-0255

* * *

Todd R. Uebele, Sr., Coil Line Editor

1667 Wolf Road

Iron Station, NC, 28080-9418

Email: uebele@flagoverporchpubs.com

704-735-5484

Letters to the Editor

The two stamps on the cover of the month in the July issue of *Coil Line*, are for the 2 ounce first class rate.

David Trutwin #1958

Please attribute the comments to yourself, because of July's *Coil Line* Cover of the Month, you made me look like I really don't know what I'm talking about. I indicated in my email to you on June 10, that I believe the cover to be a 2 ounce 1st class letter and I would have preferred that the description said that instead of your speculating that it was presorted usage.

Rob Washburn Member #4 stamps@beeline-online.net

Editor's Note: The subject email slipped by me until after the issue went to press. My apologies to Rob!

* * *

Alan's letter in the July *Coil Line's* Letters to the Editor is accurate. The referenced article is clear, except for the first paragraph where I wrote that the "underlying" yellow ink was peeking through the red ink which has been applied in varying degrees of coverage, "masking" to a lesser or greater degree the yellow.

As indicated by the PN, the magenta color was laid down first. The yellow doesn't have to "peek". It's on top! Likewise, the black, which was applied last, doesn't 'peek' through another color since it is atop the cyan, although screened. Dan Kauffman #1230L

* * *

In the July issue, Doug Iams reported a find of a tagged V21211 Atlas on cover, discovered by Rob Washburn. The initial find was reported by Jay Bigalke in the June 2 issue of *Linn's*, the discovery being a non-numbered copy by Ron Blanks. I can confirm the tagged V21211. I have one used copy in my collection. Reports by other collectors are solicited. Gene Trinks Member #1 gctrinks@cox.net

* * *

Please send me the free scans offered in the June issue of *Coil Line*. My printer is broken, so I need the hard copies. Enclosed is a SASE.

I am very pleased that the mailers are using PNCs to mail the *Coil Line*. This is neat!

I love the color, so please keep up the good work. Thank you to you and your staff.

Christina H. Stitt Member #1902

The July *Coil Line*, page 121, contained my letter regarding "The Flag Over Porch Dummy" stamp. I thought that it had been previously presented in *Coil Line*, but my memory failed me, so, I continued to do some research, which paid off. The "Dummy" stamp and info has appeared twice in CL. The first was in the February '08 issue, page 32 in Rob Washburn's article, then again in June as referenced in my aforementioned letter.

My note of the coil dispenser was erroneous. It was a refrigerator magnet as explained in Washburn's first depiction. Shame on me and the CRS.

Dan Kauffman, #1230L

Editor's Note: The "Dummy" stamp is commonly known as coming from Wal-Mart, however the cover depicted the original stamp which is from Lechter's Department Stores.

Ballot Committee Report

The Ballot Committee has completed the tally of votes for the election of Officers and Members-at-Large for the forthcoming two year term of office beginning September 1, 2008.

All current elected members of the Executive Board ran unopposed, with the provision made on the ballots for write-in candidates.

The Ballot Committee this year was chaired by Gene Trinks, with assistance in counting and recording by member Pat Runyon.

The tally is as follows: President Ronald Maifeld, 153; Vice-President Thomas McFarland, 152; Secretary Daniel Farrar, 152; Treasurer Harvey Wales, 153; Members-at-Large Todd Uebele, 152; Edward Wigger, 150. No write-in candidates were submitted.

Three ballots were not counted due to non-compliance with voting instructions. No member identification was included on the outside envelope as required for the ballot to be valid.

Respectfully submitted,

Gene Trinks,
Chairman, Ballot Committee

President's Message

APS StampShow in Hartford: PNC³ Annual Meeting Site

The American Philatelic Society (APS) will host their annual summer get-together, StampShow, August 14 thru 17 at the Connecticut Convention Center, 100 Columbus Boulevard, Hartford, Connecticut. Show hours are 10 a.m. until 6 p.m. Thursday to Saturday. Sunday hours are 10 a.m. to 4 p.m. Admission is free, but registration is required. You may register in advance at the APS website, www.stamps.org, or register at the show.

PNC³ members will be operating our society booth all four days of the show. As of now, we will be in booth "O", a corner booth, which is on the left as you enter the hall. We are looking for volunteers to staff the booth. No experience is required! It's just a matter of being there and being helpful to those who visit our booth.

On Saturday morning, August 16th from nine till noon, the PNC³ Board will be meeting in open session in room 15. Interested members are invited to sit in on the session.

The annual membership meeting will follow the board meeting, after a lunch break, in room 26 at 1 p.m. Several of the newly elected officers will be in attendance at the membership meeting. Please check the show program or the PNC³ booth for locations as changes are sometimes made.

The annual membership meeting will include the installation of officers who will serve for the next two years. APS President and PNC³ member Nicholas Carter

has agreed to do the honors. There will be an introduction of members and a report on the board meeting. We will have time for announcements and we always make time for trading and selling your PNC material. We will do our best to have some really nice door prizes.

The PNC³ booth on the main show floor is always a great gathering spot for members and friends, a place to renew friendships and meet others to put a face to a name. I hope to have the club PNC Power Point presentation running during the show and we plan to have full color back issues of *Coil Line* available for you to inspect, along with items that the catalog committee has for sale. We will have a sample copy of the PNC³ catalog to browse through.

We'll also have First Day Ceremony programs from the Beautiful Blooms ceremony that the club sponsored along with the APS last year in Portland, Oregon. These will be available for sale in several different configurations, including a very limited number with plate number coils. We also have a small number of club pins that will be available for sale at the show.

We are planning to gather as a group for a meal one evening at a local restaurant. Time and location to be determined and suggestions will be appreciated.

I look forward to seeing you in Hartford and spending some quality time together. *Ron Maifeld*

Separating SA Coils from Older Rolls

The Pull of the Peel

For those who may frank copious quantities of covers regularly, and perhaps use older self adhesive stamps, it will come as no surprise to find that it is more difficult to separate the stamps from one another in these older rolls than from the newer coil issues.

Whether the dies were getting duller or insufficient pressure was being applied when cutting the simulated perforations is not possible to determine. And it seems the deeper valley/peak cuts are more prone to the problem than the more shallow varieties.

I have found that stamps produced by BEP are more susceptible than those of other producers to this malady of uncut areas. Since the Bureau was going out

of the stamp business, their equipment may not have been as well cared for as that of the current contract producers.

In any event, some coil stamps are not easily released from the backing paper. Torn perfs and corners may be the result of pulling the stamps apart when peeling them from the liner.

Shallower die cut designs seem to present no problems, perhaps due to lesser linear distances of the die cuts and less acute angles.

I wonder how the machine affixers fared when encountering such situations. I don't recall ever hearing of problems from that quarter. Guess the machines are stronger!
Dan Kauffman

Editor's Message

FROM THE EDITOR

New Format for Coil Line

The new design of *Coil Line*, the Journal of the Plate Number Coil Collectors Club, is great news for PNC³ members, and *Coil Line* Readers. *Coil Line* has entered the upper echelon of major club publications with this issue.

After six months of research, negotiations, and just plain old hard work, President Ron Maifeld and I now present to you the fruits of our labor. This has been a transformation from the perceived notion that *Coil Line* is "just a newsletter" to a true magazine-style journal. We believe that this advanced format has come at just the right time and coincides with the APS Stamp Show in Hartford this month. We will have samples at our booth for the general public and future members of PNC³.

As you read your journal this month, please note the changes which are a marked improvement over what we have been publishing for the past few months. The new format incorporates a shiny stock for the front and back cover, along with a lighter weight, quality paper, (18 lb over 20 lb). The 18 lb stock for the body well compensates for the 24 lb cover stock and the full journal actually weighs less than previous issues of *Coil Line*.

Ron and I welcome your comments, pro and con, about our experimental new format. Please email us at coillineeditor@aol.com. Thank you!

Flags of Our Nation

The image of the first ten "Flags of our Nation" series that appeared on the cover of the July issue of *Coil Line* was of low quality. This was a result of having a picture scanned rather than the original stamps. The picture had a resolution of 150 dpi, which is not really meant for publications.

Most magazines use a 300 dpi or better which is acceptable, but that size resolution cannot be blown up without causing it to blur. *Coil Line* uses 600 dpi resolution scans for just this reason. It slipped by because I had to work off a temporary computer for that issue. I apologize to the readers of *Coil Line* for the poor quality of that picture.

Fortunately there are 2 separate articles that are appearing in this month's issue of *Coil Line*, with the new stamps shown on three different pages of this issue. I was able to purchase a set of these stamps, and scanned them at the required 600dpi for inclusion in this issue. If anyone would like original files of these stamps, please email me with your request at coillineeditor@aol.com.

Cover of the Month

Of particular interest this month is Rob Washburn's Cover of the Month, page 149 in this issue. It is a major find and is a true PNC rarity. It is not often that finds such as this come along, so when they do, it is quite newsworthy.

This find has made its way to the auction house of "Regency Superior" and can be viewed on their web site under Auction #68. This auction is being held at the APS Hartford show, and has stirred quite a lot of excitement. Thanks to Rob for his choice for this month's issue of *Coil Line*. A high resolution scan is being made available to members by emailing coillineeditor@aol.com.

APS StampShow

The upcoming Show in Hartford, Conn., will be the premier show of the year for PNC³ club members. This is the year for East Coast members to get together, although many members from around the country will be attending. Members are very active this year with exhibits, seminars, meetings, and the Annual Meeting of the Board of Directors, at 9:00 AM on Saturday. PNC³ again has a premier booth on the corner in the front row for great exposure for our club. Please plan to help man our booth if you can. Election results are in, and there will be a formal ceremony for the installation of officers, along with the ever popular Annual Membership Meeting. So, plan on attending, and be sure to stop by the club booth to get acquainted with many members of PNC³.

Current Plate Numbers, Roll Sizes, Tagging & Die Cuts

KEY: (Roll Size) E - 50, A -100, B - 500, C - 3000, D - 10000

- * **NEW NUMBER**
- *** **DATA IS TENTATIVE**
- [xx] - NUMBER INTERVAL
- BK - BLOCK TAG
- NL - LINERLESS
- PM - PREPHOSPHORED, MOTTLED TAGGING
- PS - PREPHOSPHORED, SOLID TAGGING
- OA - OVERALL TAG
- SA - SELF ADHESIVE
- UT - UNTAGGED
- WA - WATER ACTIVATED

Plate number intervals are shown in brackets following the plate number(s) and roll size(s), followed by die cut types on self-adhesive stamps (SA).

PV = Peak/Valley VP = Valley/Peak
 PP = Peak/Peak S = Serpentine Die Cuts with no transition.
 Tagging is listed after the adhesive type, unless there are varieties.

PRINTER PLATE NUMBER PREFIX LETTERS

- | | |
|-------------------------------|----------------------------|
| A - American Bank Note | P - Ashton Potter |
| B - Banknote Corp. of America | S - Sennett Security Prod. |
| G - Guilford Gravure | V - Avery-Dennison |
| M - 3M | None - BEP |

41¢ FLAG (SA) (PS)

#P1111 A [31] VP

41¢ FLAG (SA) (PM)

#S1111 A [31] VP, PV

41¢ FLAG (SA) (OA)

#V1111 A [11] VP, PV

41¢ FLAG (WA) (PS)

#S1111 A, C, D [31]

41¢ FLAG (SA) (OA)

#V1111 D [10] VP
 Rounded Corners

41¢ FLAG (SA) (OA)

#V11111 A [11] VP, PV
 #V22222 A [11] VP, PV

41¢ FLAG (SA) (OA)

#V11111 C, D [10] VP
 Rounded Corners

41¢ FLAG (SA) (PS)

#P11111 A [31] VP

41¢ FLAG (SA) (PS)

#S11111 A [31] VP

41¢ OFFICIAL (WA) (PS)

#S111 A [31]

41¢ BLOOMS (SA) (OA)

#P1111 A [30] VP
 #P2222 A [30] VP

1¢ LAMP (WA) (UT)

#S11111 C [14]

1¢ LAMP (WA) ((UT)

#S11111 C [31]

3¢ STAR (WA) (UT) (PS)

#S111 D [14]

3¢ SILVER COFFEE POT (WA) (UT)

#S1111 D [14]

4¢ CHAIR (WA) (UT)

#S1111 D [14]

5¢ TOLEWARE (WA) (UT)

#S1111111 D [14]

10¢ CLOCK (WA) (PS)

#S1111 D [14]

10¢ CLOCK (WA) (OA?) ***

#S1111 * D [31]

17¢ SHEEP (SA) (PM)

S11111111 A [31] VP

26¢ PANTHER (SA) (PM)

S1111 A [31] VP

(5¢) SEA COAST (SA)

#B111 D [20] (UT) VP
 #P1111 D [22] (UT) S
 #P2222 C, D [27] (UT) S
 #P2222 D [27] (UT) (PS) S
 #P3333 D [27] (UT) S
 #P4444 D [27] (UT) S
 #P5555 D [27] (UT) S
 #P6666 D [27] (UT) S
 #P7777 C, D [27] (UT) S
 #P8888 D [27] (UT) S
 #P9999 D [27] (UT) S
 #S1111 D [20] (UT) S

(5¢) SEA COAST (WA) (UT)

#B111 B, D [10]
 #S1111 C [14]
 #S1111 D (Lum Ink) [14]

27¢ TROPICAL FRUIT (SA) (PS)

#V1111111 A [40] VP, PV

42¢ FLAGS 24/7 (SA) (PS)

#P1111 A [16] VP

42¢ FLAGS 24/7 (SA) (PS)

#S1111 A [16] PV

42¢ FLAGS 24/7 (SA) (PS)

#V1111 A [20] VP, PV

42¢ FLAGS 24/7 (SA) (PS)

#V1111 C, D [8] VP
 Rounded Corners

42¢ FLAGS 24/7 (WA) (PS)

#S1111111 C [12] & [16]

42¢ FLAGS OF OUR NATION (SA) (PS)

#S11111111 * E [10]

(10¢) ATLAS (SA) (UT)

#B1111 D [20] VP, PV
 #V11111 D [10] VP
 #V11222 D [10] VP
 #V12111 D [10] VP
 #V12222 C, D [10] VP
 #V13222 ? [10] VP
 #V21111 D [10] VP
 #V21113 ? [10] VP
 #V21211 C, D [10] VP
 #V22111 D [10] VP
 #V22112 D [10] VP
 #V22211 C [10] VP
 #V22222 D [10] VP
 #V23113 D [10] VP
 #V32332 D [10] VP
 #V33332 D [10] VP
 #V33333 D [10] VP

? = Known used only

(10¢) LION (WA) (UT)

#S11111 B, C [14]

(10¢) BANNER (SA) (UT)

#S111 D [27] PP
 #V111 C, D [10] VP
 #V222 C, D [10] VP

(25¢) DINER (WA) (UT)

#S11111 D [14]

(25¢) EAGLE (SA) (UT)

#S1111111 D (2003) [20] S
 #S2222222 D [20] S
 #S3333333 D [20] S
 #S1111111 C (2005) [20] S

(25¢) EAGLE (WA) (UT)

#S1111111 C [10]

The 10¢ Clock water-activated coil of 10,000 reprint was issued July 15th, after the deadline for this issue. According to the Postal Bulletin, the stamps will be printed by offset with microprinting and have overall tagging. We are still listing the Atlas because two numbers have not been reported in mint condition.

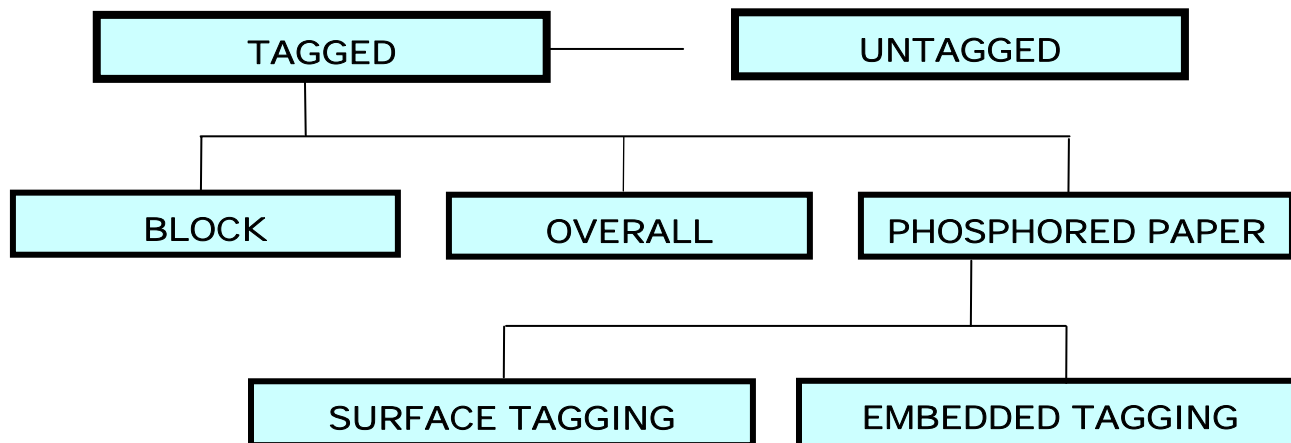
Ashton Potter's SA Seacoast P2222 was die cut with two different mats. One is serpentine cut on all four sides while the other has serpentine cuts on the sides and straight cuts on top and bottom.

In printing the SA Seacoast with cylinders P2222 through P9999 AP changed the cylinder size from that used to print P1111. Thus the plate number intervals changed from 22 to 27. P3333 through P9999 have a small date and color order of BCMY.

It is our purpose with this new chart format to expand on the previous 'Roll Size Chart' and provide more data to help with identification. Your comments and suggestions are always welcome. Please contact: coillineditor@aol.com

Tagging On PNCs - A Quick Overview

By Wayne Youngblood



- “SOLID” and “MOTTLED” do not accurately describe tagging types.
- The level of fluorescence in the paper (anywhere from dead to hi-brite) makes a difference as to how a stamp appears under shortwave UV light as well.

Note from Ron Maifeld – After my article on ‘Tagging and Paper Varieties’ appeared in the May, 2008 issue of *Coil Line*, I was contacted by Alan Thomson, who felt that some of the information in the article was incorrect. As a result, I contacted Wayne Youngblood, widely regarded as an expert on tagging. Wayne is the author of the now out of print “*Linn’s Stamps That Glow*” booklet, published in 1990. Wayne provided the above chart and promised to elaborate in an article that will be published in a future issue of *Coil Line*.

Coil Line

1667 Wolf Road, Iron Station, NC 28080, Phone 704-735-5484

Email coillineeditor@aol.com

Web Site www.pnc3.org

The Journal of the Plate Number Coil Collectors Club

Editor

Todd R. Uebele, Sr.

Associate Editor

Ron Maifeld

Senior Consultant

Gene Trinks

Proof Readers

Ron Archer

Joe Chinnici

John Himes

Advertising

Todd Uebele

Subscriptions

Dan Farrar

Distribution (Bulk Mailing)

Brian Snippen

Cory Snippen

Distribution (Electronic)

Frank Covey

President

Ron Maifeld

Printing

Tonia Holowetzki

Staff Writers

Ron Archer

Frank Covey

Doug Iams

Gene Trinks

Rob Washburn

Contributing Writers

Dan Kauffman

Rob Loeffler

Wayne Youngblood

Graphics

Ron Maifeld

Todd Uebele

Tyler Uebele

Cartoonists

Thomas Babb

Dan Kauffman

Auctions

Joe Sedivy

Webmaster

Ron Maifeld

Research Reports

By Ron Archer

More Sennett Printing Variants

In the May 2008 issue of *Coil Line* I showed three printing varieties of the Sennett Flag on Pole (Scott 4187) from the roll of 100. These included “Dripping Blood 1”, “Dripping Blood 2”, and “Unfinished Flag.” Shortly after writing the article I received two different bills both franked by a new printing variant of the same stamp: in these the red stripes of the flag had begun to drift off the white drop-out and into the beige-printed area. When I sent a sample to Doug Iams, he reported receiving an entire roll of the “Creeping Flag”. Al Haake provided me with a PS/5 and noted that in every case, the stamps are normally printed to left of the white seam line and then show the red shift to the right across the entire roll (See Figure One). This Sennett issue has been an interesting one since, to the best of my knowledge, it is the first that always has a seam line at 2L (that is, we have seen white seam lines, white and red seam lines, and white and blue seam lines but to date a “no seam line” version has not been found or reported). White seam lines are caused by a relatively larger separation than normal at the seam where the top and bottom of the plate meet after being formed to the plate cylinder. Because of the extra space, a narrow space is unlinked, creating the white line. Colored seam lines are created when ink fills the seam area, eventually printing

TD133 Colored Die Cut Tips

After reading Doug Iams very interesting article on “Banner Peak Tip Markings” in the April 2008 *Coil Line*, I was certain that I had seen something like them before. After reviewing my strips I finally found them: unprinted tips on both of my copies of the BEP 2001 test coils (TD133). Figure Two shows the normal pattern that appears quite regularly throughout rolls of these coils. The stamps that show the pattern are not poorly centered so the most likely explanation is that the Bureau used die cut mats that were not well spaced for the width of these test coils.




Figure Two

to the paper. A full list of known seam lines starting with the 25¢ Honeybee issued in 1988 will be published in this space shortly.


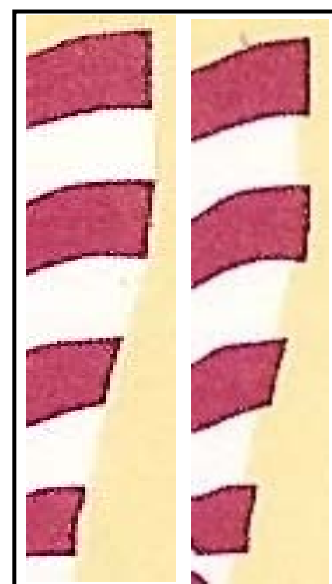


Figure One: 4187 Red Shift (Left of Seam—Normal, Right—Red Shift)



Normal and Red Shift Enlarged

Research Reports

By Ron Archer

A Mystery and a Blast from the Past

Thomas Babb sent me two very interesting strips. The first was a PS3 Surrey #5. After going through back issues of *Coil Line* and *The Plate Number* (both available at the PNC³ web site), I finally posted a description of what I was seeing at *The Virtual Stamp Club*. What looks like a hot line appears under shortwave UV on the stamp to the left of the plate number single. It is about 4/10ths into the design from the left of the stamp. The overall tagging on the stamp is very weak with a strong vertical line of taggant (its width is about that of a very well inked joint line). The line is perfectly vertical except for some disruption in the middle of the line where a small untagged blotch appears to push the line a tad bit off-center before it returns to a straight line. Under 30x magnification, the "line" appears in places to be made up of a regular series of "forward-slashes" (/) of strong taggant. The rest of the line is solid. Ken Lawrence kindly answered: "One possibility is that sufficient taggant gathered in the inter-mat space to print, in which case the deposit would probably have been denser than the amount deposited by an application from the surface. It's also possible that one of the seamless rollers got gouged, with a similar result. In any event for this to be a listable variety you would need a confirming duplicate. Otherwise it's an ephemeral freak."

Thomas' second strip was a PS5 of Pumper #12

showing "ghost precancel lines" under shortwave UV. These lines were first reported in the September 1990 issue of *The Plate Number* and more fully explained in the November 1990 issue. According to Stephen Esrati, the inking roller used to print precancel lines on a previous issue was subsequently reused to apply taggant to the Pumper. Since the precancel lines were raised, they wore into the inking roller. The depression didn't pick up the taggant, thus creating the untagged ghost lines. Similar lines were found on the 4¢ Stagecoach.

If you have a copy of the 18¢ Surrey or any other Cottrell transportation coil showing "hot lines" please let me know at ronarcher@hotmail.com. And don't forget that the PNC³ website contains a fantastic mother lode of information in the archived issues of *Coil Line* and *The Plate Number*.

PN SEERS

Dan Kauffman



Auction Lots Now Due

All PNC³ Members are requested to submit their auction lots for our next auction, which will take place in October of 2008. The deadline to submit lots to me for that auction is August 16, 2008. All lots **must be in my hands**, not just mailed, by that date.

Please use the auction form on page 153. Please photocopy as many as you need, then fill it out and send it in with your lots. Thank you!

Joe Sedivy

Catalogue Corner

By Frank Covey





The water-activated (WAG) reprint of the 1¢ Tiffany Lamp from Sennett Security Products went on sale June 7, 2008 in coils of 3,000.

The S11111 plate number in the lower right hand corner repeats every 31 stamps along the roll.

There are 4-digit pink back numbers every ten stamps along the roll. Back numbers have been found on the top, bottom and middle of the roll. An example of a bottom back number is shown below. Since the plate interval is an odd number (31), it is possible to have a back number in all positions relative to the plate number from a single roll.

This issue can be distinguished from the earlier version of the Tiffany Lamp (2003-2) by the 2008 date in the lower left corner, by the USPS micro printing in the stem of the lamp and by the lighter appearance of the colors in the lamp shade. The label on the new 3K roll is identical to the label on 2003-2.




**Bottom
Back
Number**
←

↑ USPS
Microprinting

← A Seam Line has been found on some rolls between the 13th and 14th stamp to the right of the plate numbered stamp.

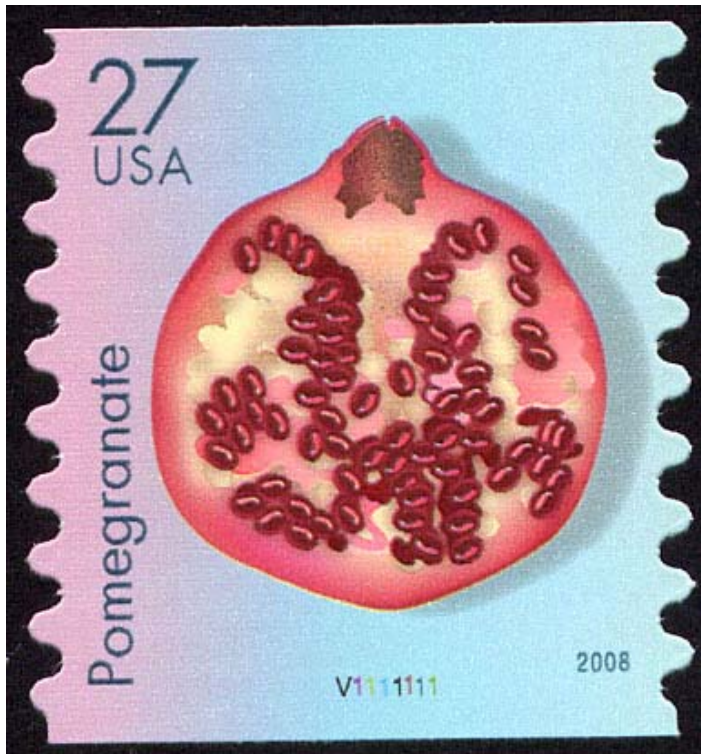
Seam Lines are a byproduct of the offset printing method.

**1¢ Tiffany Lamp (SSP) (WAG)
Plate S11111
PNC ID 2008-7**



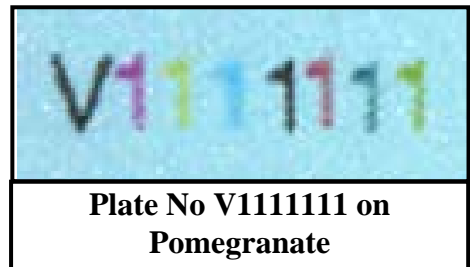
Catalogue Corner

By Frank Covey



Valley/Peak (VP) Die Cut

**27¢ Tropical Fruit (AVR) (SA)
Plate V1111111
PNC ID 2008-6**



**Plate No V1111111 on
Pomegranate**




**Peak/Valley (PV)
Die Cut**



Kiwi



Star Fruit



Papaya

2008 – The 20th Anniversary Year

By Gene Trinks

Take a close look at the club logo at the upper left corner on the first page of this issue. You will see that, enclosed in the simulated circular date stamp, the year 1988 is shown as the year our club was established. To long-time members, it hardly seems possible that so many years have passed since our first Annual Meeting was held in August of 1988. That meeting was held in Detroit, and marked the first gathering of PNC collectors in their very own club format.

A couple dozen PNC enthusiasts attended that first meeting, and the tradition of holding the meeting at the site of the annual gathering of the APS (Stamp Show) was born. APS moves the venue of the meeting each year, alternating between east coast, midwest, and west coast locations. This is done so that more members can attend an occasional meeting without incurring heavy travel expenses. This seemed to make a lot of sense to the club founders.

APS has always been willing to provide meeting space and a table on the show floor where members could gather and share our interests. This is because we are an Affiliate of APS (as can also be seen in the logo). This affiliate status was granted early to the club because of the phenomenal growth of the club. The normal requirement that an organization be in existence for at least two years was waived due to the fact that we had reached over 200 members within three months after the club was officially organized. It was clear to APS that the Plate Number Coil Collectors Club was here to stay!

Much has happened within the PNC collecting specialty in the intervening years. We now have self-adhesive stamps as the 'work-horse' issues. These are produced by contract printers instead of the Bureau of Engraving and Printing, so we now see multiple varieties of the same basic design. The advent of self-adhesives saw the creation of many different die cut varieties as well. It is unlikely that the producers of our stamps were concerned about these die varieties, but we PNC philatelists recognize them as the modern equivalent of the varieties in perforation sizes that

were common in the earlier part of the century with the Washington/Franklin issues. Some of these perf varieties are rare, as are some of the die varieties on our modern PNCs. It seems, though, that it will take the larger philatelic community a bit longer to realize what the PNC specialist has long known - - the scarcity of these rare varieties should command higher premium pricing than is currently the case.

Various experimental programs have been tried in the last 20 years. One of the more notable was the introduction of the Variable Denomination Coils in the Postal Mailing Centers. This experiment led to the current self-service machines now popular in Post Office lobbies, though the VDC stamps are no longer used.

We have recently seen the introduction of commemorative stamps in the coil format. Collectors are concerned about the proper way to mount and display these, since the first issue contained ten (!) set-tenant designs. It remains to be seen if the introduction of these large format issues will have a chilling effect on coil collecting.

Not all the changes have been positive ones, though. Recent decisions by postal authorities have removed the requirement that plate numbers be changed when new plates are put into production. Also, the requirement to incorporate a water-soluble layer into the paper structure used in self-adhesive stamps causes issues with soaking stamps from the paper to which they are affixed.

PNC collectors are a resilient bunch however, and it is likely that they will find solutions to the problem areas in their collecting specialty. We may see a greater number of cover collectors in our midst in the future. There may be some that will not collect commemorative coils.

In any case, fellowship and philatelic research remain a fixture in our hobby. As time progresses we are virtually certain to witness more changes in PNC collecting. The approach we take to dealing with change is predicted, in large measure, by the way we've handled changes in the past 20 years. Those who predicted that PNC collecting would be a fad, and fade quickly from the philatelic scene have been proven wrong so far, and will likely be wrong long into the future. Happy PNCing!!

Collectors Hit Again

By Dan Kauffman



Flags of Our Nation, First Group of Ten. There are five images of each Flag in Rolls of Fifty.

Collectors, and particularly plate number coil collectors, will take another hit to their pocketbooks with the recent release of the “Flags of Our Nation” issuance on June 14th.

The first ten of the new 42¢ commemorative-size coil stamps, mark a change from the previous definitive-size coils. They will also bear plate numbers. (Some consider the “Flag over the Capitol Dome” issue [Scott #2116] as the first of the commemorative-sized “definitive”).

Several other USPS policies have also beleaguered/beset the philatelic community in recent years to extract the monetary dole, yet deter the ease of acquisition, completeness and currency. Increased postal rates, technological advances in communications, new concepts in stamps and usages, are among the threats to previously constituted and institutionalized philately.

As modern methods of wireless communication grow, the use of, and the need for, postage stamps diminishes. This results in reduced printing quantities as well as reduced usage of regular and commemorative stamps in the mail stream, and subsequent shortages.

Changes in concepts, like the ‘Forever’ stamp, also impact stamp usage and availability. To combat the ever-increasing postal rates, even regular mail users stock up on supplies as a hedge to projected postal rate increases.

Localized distribution concepts produced ill feelings among many collectors and that ire was well publicized to help restore the broader national issuance practice. However, twinges of the policy still exist with directives to reduce existing quantities prior to requesting updated stock. This, along with production

schedules which lag announced availability, plague collectors and make difficulties in acquisitions, as well as producing feelings of resentment.


So what can we look to in the future? One thing for certain, there will be increasing postal rates as stamp usage continues to decline. Although the sale of postage products to collectors is negated and considered as inconsequential, common sense dictates otherwise. New production procedures and the dictate to collect all varieties of the same issue ensure more purchases for non-mailing purposes (i.e., collections). Several printers for the same issue. Is this an appeasement to producers? Products of the same issue but only value changes? We’ll see more of this. Easier to print, more income generated, you bet! This is big business! Stay tuned and keep collecting. You’re very much needed!*

Dan Kauffman

*or: the Postal Service needs you!

Stamp Toons

Thomas Babb



This and That

By Doug Iams

Flags of Our Nation Formats



The inaugural issue of this series features the national flag followed by the first nine state flags from Alabama to Delaware in alphabetical order. All reports so far have the rolls starting with the national flag stamp, which is the plate numbered stamp. As the plate number interval is 10 stamps, the national flag stamp will not exist without a plate number. Not only are the stamps much wider than previous coil stamps, but the plate number is also much wider as nine colors were used to print the stamps. The *Scott Specialized* catalog will give two minor "a" catalog numbers to two strips of five. The first starts with the national flag stamp, followed by the first four states, which puts the plate number on the first stamp instead of in the middle, with the other strip covering the other five states. The reasoning behind this is to keep the states in alphabetical order. They will also list without a catalog number a strip of 11 with the plate number in the middle. Due to shipping and storage concerns, the major PNC dealers heard from so far indicated they will be sending these out as the two strips of five. It is not known how non-Scott albums will display this issue and no doubt some collectors will choose to go with the traditional strip of three or five with the plate number in the middle and a few will try to save strips of 21. It is your collection, so collect them any way you want.

WAG Seacoast Reprint

A reprint of the WAG version of the (5¢) Seacoast coil is due from Sennett. This is a bit of a surprise since *Linn's* earlier this year reported that the Seacoast design was going to be replaced either late this year or early next year.

42¢ Official Coil?

It has widely been reported that the 42¢ Official coil has not been printed and thus was not issued June 20th as originally planned due to the fact that they still have significant supplies of the 41¢ coil on hand (and presumably enough 1¢ Official stamps to use with them). Time will tell as to whether they will find it necessary to issue 42¢ Official coils later in this rate period before the rates go up next May.

New 32¢ Rose Error Roll



A roll of the 32¢ Rose featuring multiple errors recently surfaced. The entire roll is miscut with about 15% of the top of the design at the bottom. The roll starts out on the outside imperf with all colors present and then the black goes missing, then the die cutting starts somewhat shifted into the design, then the yellow and green also go missing so the magenta only is present, and finally the magenta goes missing to leave the inside end of the roll completely blank. The plate numbers are 7777 (just 777 in the section with the black missing; there were no plate numbers in the magenta only section).

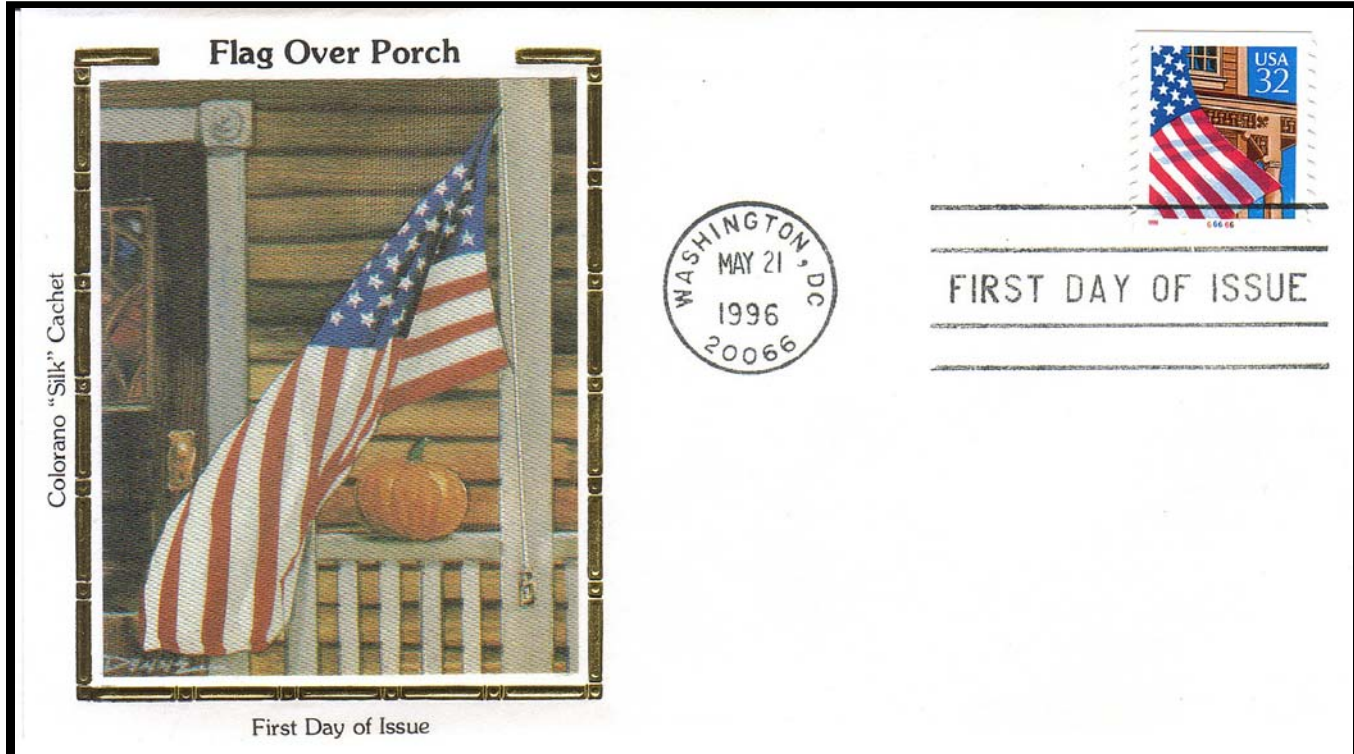
26¢ Panther Variety

Sometime around March, there was a find made of some rolls of the 26¢ Panther with solid tagging. Prior to this, all known rolls had mottled tagging. As the 17¢ Bighorn Sheep is still in use, it is possible that rolls of it too will appear with solid tagging, so keep your eyes open.

Cover of the Month

By Rob Washburn

A "Non-existent" First Day Cover to be Auctioned at the APS Summer Show



When BEP changed the die cuts from 10 x 10 (2915A) to 12 x 12 (2915C), the USPS just added them into the supply stream with no fanfare or an official issue date. *Scott* did, however, assign a new number, that being #2915C. Since there was no first day ceremony, there were "no" FDCs of this stamp ever intended. However, as shown by the above example, a couple have turned up in recent years.



To date there are only two reported covers with Plate No. 66666. Both are owned by PNC³ club members. Since there are usually four plate numbers on a roll of 100, it would seem that there may be more out there. There should also be several non-plate number covers in existence. Another FDC with Plate No. 55555 is known.

The cover is being offered by Regency Superior at their live auction on August 16, 2008 at the APS summer show in Hartford, Conn. Also a 55555 is being made available. Both are estimated to be worth \$1000.00 or more each. Look for them in their Catalog.

If you have a scarce, interesting, unusual, or out of the ordinary PNC Cover that you would like to share with *Coil Line* readers, please send it to: Rob Washburn, PO Box 840, Skowhegan, ME, 04976. Please include your name, address, and phone number, for a prompt return of the cover.

If you have scanning capabilities, you may prefer to email a scan to Rob at: stamps@beeline-online.net, with a copy to the editor at CoilLineEditor@aol.com. Please scan at a minimum of 600 dpi on a jpg file.

Regional Meetings

Want to sponsor a Regional Meeting?

The **Regional Meeting chairman** is Tony Bruno, P. O. Box 624, East Lyme, CT 06333-0624, email, tbbee@aol.com.

Contact Tony Bruno for suggestions. He can put you in contact with others who have taken on the task. Several members have made it a regular habit of promoting meetings in their area.

PNC³ Board of Directors Meeting

The Board of Directors will meet at 9:00 AM sharp at the Hartford Convention Center, Saturday morning, August 16, 2008. The meeting is open to all PNC³ members.

Annual Membership Meeting

Saturday, August 16, 2008, at the Hartford Convention Center in downtown Hartford, Conn., during the American Philatelic Society StampShow. It will start at 1:00 PM. Details about the room location will be posted as we learn it from the APS. This is our official annual membership/business meeting. We will include time for showing of new and/or unusual finds, plus trading and selling. All are welcome.

Display Advertising Rates

Full Page	\$ 49.00
Two Thirds Page	\$ 37.00
Half Page	\$ 28.00
Third Page	\$ 20.00
Quarter Page	\$ 15.00
Sixth Page	\$ 11.00
Eighth Page	\$ 8.00
Color Ad Per Insertion	\$125.00
Back Cover	Add \$ 50.00
Inside Back Cover.	Add \$ 25.00

Upcoming Regional Meetings

Regional Meeting Oct. 11 at SESCOAL

There will be a Regional Meeting at SESCOAL Saturday, October 11, 2008, at the LAX Radisson Hotel, 6225 West Century Boulevard, Los Angeles, California 90045. The meeting will be held (tentative time) from noon till 2 PM. Jack Wasserman and Jewell Meyer will host the meeting.

Time will be allotted for 'show 'n tell'. Please bring trading material and any PNC items that you wish to sell. There will also be a door prize drawing.

PNC³ President Ron Maifeld will be attending the meeting.

There is no charge for Regional Meeting announcements. If possible, please submit to the Editor three months prior to the meeting date.

Flag Over Porch Seminar at StampShow



There will be a **Flag Over Porch Seminar**, presented by Todd R. Uebele, Sr., at the upcoming 2008 **APS StampShow** in Hartford, CT, August 14-17, 2008. It will be held in the Connecticut Convention Center, Columbus Boulevard, Hartford, Conn 06103. Time and Place: Saturday, August 16 in Room 26, at 3:30 PM and is open to everyone. Guest Speakers will include Ron Maifeld, President of the Plate Number Coil Collectors Club (PNC³), and Gene Trinks, founding President of the club.

The very rare 2915A 78777 PS7 will be on display, along with many other fine FOP Rarities. Door Prizes will be awarded.

Classified Ads

PLAN a regional Meeting. Get involved with PNC³ by bringing local members together at regional stamp shows. Contact Tony Bruno for information on how easy it is to set up this social event for PNC³ members. tbbee@aol.com 0808

* * *

METER IMPRINTS. Wanted - standard, non-profit, and first Class mail. Full undamaged covers only. Please write before shipping. Contact John Mahoney at 88 Sherwood Valley Lane, Unit 155, Coventry, RI 02816 0808

* * *

UNITED STATES stamps all varieties, including large selection of Flag over Porch including PNC5 rarities. Mountain View Stamp Gallery, Contact George Hosfield: georgelouis@earthlink.net 1208

* * *

U.S. DEFINITIVES on paper. Absolutely unpicked for PNCs. Five pounds, \$20; ten pounds, \$36. Over five tons sold to satisfied customers. Satisfaction is always guaranteed. Independence Stamp Co., 26 Constitution Drive, Chadds Ford, PA 19317, Email stampco26@aol.com 1208

* * *

USED PNC singles and strips. Send for free, updated daily, pricelist. Quantity lots plus used booklet singles. Bob Murrin, PNC3-LM, P.O. Box 10100, St. Petersburg, FL 33733-0100, Email at murrin@gte.net 1208

* * *

PNC USED SINGLES, used strips, MNH PS/5s. Great prices! Guaranteed quality! No hassles! Please send LSASE for details to John Himes, P.O. Box 453 Cypress, CA 90630-0453, or please visit at <http://www.angelfire.com/ca5/HimesPNCs> or email johnwhimes@yahoo.com 1208

* * *

CLASSIFIED AD rates are six cents a word, with a minimum charge of \$3.00 per insertion. PNC³ Members are entitled to two free 50 word ads per year. There is a ten cent charge for each word over 50 on free ads.

New Scott Numbers

Scott Publishing Company has assigned the following catalog numbers on July 7, 2008

3758A 1¢ Tiffany Lamp lithographed coil

4273 42¢ Flags of Our Nation coil stamp
U.S. flag and clouds
(Plate number is on this stamp)

4274 42¢ Flags of Our Nation coil stamp
Alabama flag

4275 42¢ Flags of Our Nation coil stamp
Alaska flag

4276 42¢ Flags of Our Nation coil stamp
American Samoa flag

4277 42¢ Flags of Our Nation coil stamp
Arizona flag

a. Strip of 5, #4273-4277

4278 42¢ Flags of Our Nation coil stamp
Arkansas flag

4279 42¢ Flags of Our Nation coil stamp
California flag

4280 42¢ Flags of Our Nation coil stamp
Colorado flag

4281 42¢ Flags of Our Nation coil stamp
Connecticut flag

4282 42¢ Flags of Our Nation coil stamp
Delaware flag

a. Strip of 5, #4278-4282

b. Plate # set of 10, #4277a + 4282a

(may be collected as 1 strip or 2 separate strips)

PNC³ Note: There will also be an unnumbered listing for a plate number strip of 11, with the plate number centered.

Membership Update

Names of applicants are published for members to review. Any member who questions the suitability of a prospective member should contact the chairperson of the Membership Committee, Robert E. Thompson, 12431 Golden Thistle, Houston, TX 77058-1225 with the objection. The committee will recommend for or against membership.

Change of Address:

Change of Address forms and membership applications are available from Daniel Farrar, Secretary, 3386 Excalibur Circle NW, Canton Ohio 44708-1143. Email: farrar@raex.com. Both forms are also available on our web site at: www.PNC3.org.

New Applicants:

David H van der Hoop (2088)
1816 Columbine Avenue
Boulder, CO. 80302-7917
(303) 443-9462 (Day & Evening)
dhhoop@q.com

Margaret Wigger (2089)
1123 Baldwin St
Mechanicsburg, PA. 17055
(717) 697-0255 (Day & Evening)

Wayne Youngblood (2090)
P.O.Box 111
Scandinavia, WI 54977-0111
(715) 467-4416 (Day & Evening)
youngblood@tds.net

Dennis M Zambo (2091)
7673 E Quill Lane
Scottsdale, AZ. 85255
(480) 451-6566 (Day)
(480) 563-1982 (Evening)
dzambo@cox.net

James J Blackowiak (2092)
3601 Phillips Parkway Apt #111
St Louis Park, MN. 55426
(952) 929-0822 (Day & Evening)

James Mowrer (2093)
Jim's Can-Am Specialties
1301 East State Blvd
Fort Wayne, IN. 46805
(260) 471-2469 (Day & Evening)
stamp@gte.net

Resigned:

David Malin (921)

* * *

Address changes/corrections:

Philip Hicks (1477)
pjhmtman@yahoo.com

Arthur Schiefer III (1532)
artandfaith@sbcglobal.net

George Woodburn (1827)
gibswood@windstream.net

Joseph Stewart (2045)
P. O. Box 1709
McMinnville, OR 97128
jstewartxx@yahoo.com

* * *

Previous Membership Count	826
New Members	6
Resigned	(1)
New Membership Count	<hr style="width: 100%; border: 0; border-top: 1px solid black; margin-bottom: 5px;"/> 831

Mailing List Available

Rental of the club mailing list is available upon request. A one-time usage fee of \$50.00 includes preprinted labels. Contact Dan Farrar, Secretary - farrar@raex.com

Plate Number Coil Collectors Club Consignment Sheet

Photocopy this page. A separate sheet is required for each lot.

Please Note: The auction fee is 10% of the hammer price with a minimum of 50¢ and a 50¢ lotting fee on all UNSOLD lots with both deducted from the proceeds.

- 1) Keep this entire page intact and attach lots in a glassine with tape on the top half (do not use staples). I understand that this may not be possible for longer strips.
- 2) LIMIT YOUR CONSIGNMENT TO 25 LOTS.
- 3) As I find that there is no totally acceptable definition of a commercial cover, all covers will be listed as 'First Day Covers' or 'Other Covers'. There will be no exceptions.
- 4) If you do not state a minimum bid, your lot(s) will go to the highest bidder regardless of the price(s) realized.
- 5) Bidding increments are: \$0.00 to \$4.75 - 25¢, \$5.00 to \$9.50 - 50¢, \$10.00 to \$49.00 - \$1.00, \$50.00 to \$97.50 - \$2.50, \$100.00 to \$495.00 - \$5.00, \$500.00+ - \$10.00

OWNER IDENTIFICATION

Name _____ PNC³ Number _____

Address _____

City _____ State _____ Zip-Code _____

Phone: Day _____ Evening _____

Scott # _____ Minimum Bid (see rules above) \$ _____

Description of material:

It is assumed that all mint material is never hinged, with undisturbed gum, sound perfs, etc. If otherwise, please note under faults. Used materials are assumed to be unhinged with sound perfs, etc. If otherwise, please note under faults.

For COTTRELL issues, please grade both design centering and line centering.

Centering – Overall for non-Cottrell issues or Cottrell designs (see grading notes) (Circle one)

Ave F F/VF VF XF S

Centering (line) Cottrell issues only (Circle one)

Ave F F/VF VF XF S

Faults (describe below)

<p>If my lot does not sell</p> <p><input type="checkbox"/> Please return it to me</p> <p><input type="checkbox"/> Please hold it for the next auction</p>
--

SEND TO: PNC³ Auctions, c/o Joe Sedivy, P. O. Box 410602, Chicago, IL 60641
EMAIL: PNC3auctions@aol.com

\$3 Million APS StampShow Auction



August 15-17

APS StampShow 2008 • August 14-17 • Hartford, CT



1981 USA #1891 18¢ Flag & Lighthouse
PNC Strips of 3. Complete Plates 1-7.
Mint. VF/NH. Catalog \$1,352



1981 USA #1903 9.3¢ Mail Wagon
PNC Strips of 3. Complete Plates 1-6.
Mint. VF/NH. Catalog \$552



1982 USA #1904a 10.9¢ Hansom Cab
PNC Precancel Strips of 3. Complete Plates 1-4.
Mint. VF/NH. Catalog \$652



1991 USA #2523d 29¢ Flag Over Mt. Rushmore, Multi.
PNC#6 Strip of 7 on 'Lenz Paper'. Mint. VF/NH. Catalog \$260

1996 USA #2915A 32¢ Flag Over Porch, Multi.
Imperf Roll of 100 with Three Plate #45444.
Self-adhesive. Mint. VF/NH. Catalog \$1,750
for imperf pairs. 2008 APS Cert #182403.



1996 USA #2915C Flag Over Porch 32¢, Multi, Rare FDC,
Plate Single #66666 on Colorano 'Silk' Cachet. Only two FDC's
bearing the #66666 Plate Single. Extremely Fine.
Datz Catalog \$2,000 for used plate single.



USA #2915C 1996 Flag Over Porch 32¢, Multi, Rare FDC,
Plate Single #55555 on Colorano 'Silk' Cachet. Only one
reported FDC bearing the #55555 Plate Single.
Extremely Fine. Estimate \$1,000.

Featuring thousands of USA & Foreign Stamps, Covers & Collections

STAMPS • COINS • SPACE • SPORTS • HOLLYWOOD

REGENCY SUPERIOR

Saint Louis, Missouri
229 N. Euclid Avenue
Saint Louis, MO 63108

Beverly Hills, California
9478 W. Olympic Blvd., 2nd Floor
Beverly Hills, CA 90212

EXPERIENCED
AUCTIONEERS
**SINCE
1929**

Complimentary catalog for
active bidders call:
1.800.782.0066
www.RegencySuperior.com