

PNC³ PNC Catalog Order Form (March 2008)

The Plate Number Coil (PNC³) Catalog Committee is accepting orders again. The publications shown below are available for purchase only by PNC³ members at the stated prices, which assume that a required minimum quantity of orders is received. Orders received in March and April will be shipped in April; thereafter, orders will be mailed intermittently. USA orders will be sent bound printed matter; non-USA orders will be sent air mail.

	<u>Quantity Ordered</u>	<u>Total Cost</u>
<u>A. NEW PUBLICATIONS (pre-publication prices)</u>		
2007 New Issues, Title Page, Introduction (47 pages)		
Stamp Illustrations in color	\$17.50	_____
All pages in black & white	\$ 5.50	_____
 2007 Cumulative PNC-ID Index, Cross Reference PNC ID and Scott Numbers Index, and Alphabetical Name Index (3 items, total 57 pages, B&W)	 \$ 5.50	 _____
<u>B. RE-OFFERED PUBLICATIONS</u>		
2008 Values List, 4 th Edition, PS5, PS3, Used Singles, and Commercial Covers		
Introduction & prices (62 pages, B&W)	\$ 4.50	_____
 2005 New Issues, Title Page, Introduction (14 pages)		
Stamp Illustrations in color (limited quantity available)	\$16.50	_____
 \$0.32 Flag Over Porch (1995-97, Permanent Catalog Section)		
20 pages, Stamp Illustrations in color	\$ 8.00	_____
 \$0.37 Flag Waving (2002-05, Permanent Catalog Section)		
26 pages, Stamp Illustrations in color	\$12.50	_____
 PNC ³ Illustrated Glossary of Terms (22 pages) (2 nd edition)		
Illustrations (1 page) in color	\$ 4.50	_____
 Avery Die Cut Varieties (G. Washington, Snowy Egret, Common Buckeye), 10 pages in color	 \$ 7.25	 _____
<u>C. Postage & Handling</u>		
\$2.50 for first item ordered	_____	
\$0.25 for each additional item ordered	_____	
Total Postage & Handling		\$ _____
Total Remittance (in US funds ONLY, payable to PNC ³)		\$ _____

Mail Order Form and Remittance to:

Andrew M. Jakes
2303 Horseshoe Ct.
Grayslake, IL 60030-9327 USA
pnctreasurer@aol.com

Your PNC³ Member Number _____

Your Name (PRINT) _____

Your Mailing Address (PRINT) _____

___New Address _____

_____ (e-mail or evening phone number)



WWW.PNC3.ORG

Coil Line

Journal of the Plate Number Coil Collectors Club – PNC³

American Philatelic Society Affiliate # 185

Volume 21, Number 5

May 2008

Number 239

Color Sequence of Images from Article on Page 95



Egret Plate No. V1111



Yellow Plate Image



Cyan Plate Image




Blue Plate Image



Black Plate Image



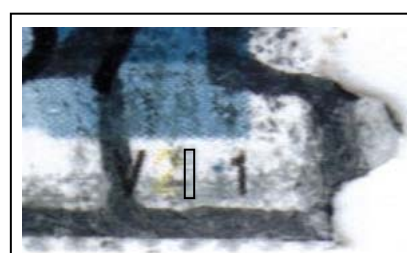
Used Egret Heavy Cancel



Black Image of Cancel



TOP Plate # Color Sequence
BOTTOM Cropped from Sample



Identifying Plate Numbers under
Heavy Canceled Stamps See Page 95



See Page 98 – Orange Tagging



Artists Rendition See Story on Page 91



See Page 99

PNC³ Coil Line

Journal of the Plate Number Coil Collectors Club

Published by: The PNC³ Club

ISSN: 1931-5112

Todd R. Uebele, Sr., **Editor**

CoilLineEditor@aol.com

Brian and Cory Snippen, **Distributors**

snippenb@comcast.net

Frank Covey, **Electronic Distributor**

cquail@macomb.com

Advertising Rates

Full Page	\$ 49.00	Quarter Page	\$ 15.00
Two Thirds	\$ 37.00	Sixth Page	\$ 11.00
Half Page	\$ 28.00	Eighth Page	\$ 8.00
Third Page	\$ 20.00	Color Ads Per Insertion	\$ 125.00

A check or money order, made out to "PNC³" must accompany camera ready ads. Advertising copy must be submitted by the 1st of the previous month prior to the publication date. Please send all copy to Coil Line Editor, 1667 Wolf Road, Iron Station, North Carolina, 28080-1982. The Classified Ad rate is six cents a word per issue, with a minimum of \$2.50 per individual ad. Two ads per year per member are available at no charge, with the above rates applying after that. Please submit to the editor by the 1st of the month, for the following month's issue.

All material, including articles submitted, will be edited and formatted for inclusion in **Coil Line**, and must be received by the 1st of the month prior to publication.

Coil Line reserves the right to edit copy as necessary.

Coil Line is published monthly, and as a member benefit is included with paid up membership of \$12.00. Alternately, an electronic full color version of **Coil Line** is available worldwide, with PNC³ membership of \$12.00. Foreign dues rates are: North America (Canada and Mexico) \$17.00; Outside North America \$22.00. First Class Mail delivery in the United States is available for an additional \$3.00 yearly. Past issues of **Coil Line** are available at \$2.50 per copy. Quantities are limited.

All material is copyrighted 2008. All rights reserved. Material in this publication may be copied or reproduced with acknowledgement to **Coil Line**. Opinions expressed by the authors and writers are their own, and do not necessarily reflect those of the editor, publisher, or the membership of the Plate Number Coil Collectors Club.

All correspondence, letters to the Editor, and advertising questions, should be sent to **Coil Line** 1667 Wolf Road, Iron Station, NC, 28080, email CoilLineEditor@AOL.com, or Phone 704-735-5484, 10:00 AM – 6: 00 PM Weekdays.

Mailers

The Incredible Bulk Mailing Co., Tualatin, Oregon, 97062, Email, incrediblebulk@comcast.net. Phone, (503) 810-7825, Mailed from Zip Code 97208, on April 25, 2008.

PNC³ Contacts



2915A 10x10 PV/VP Plate Number 78777 Rarity

www.PNC³.org

Webmaster, Ron Maifeld

Elected Officers

Ron Maifeld, **President**

Post Office Box 54622

Cincinnati, Ohio, 45254-0622

Email: ron.maifeld@pnc3.org

513-231-4208

Tom McFarland, **Vice President**

Post Office Box 756

Princeton Jct., NJ, 08550-0756

Email: tmcfarland@comcast.net

609-275-6323

Dan Farrar, **Secretary**

3386 Excalibur Circle NW

Canton, Ohio, 44708-1143

Email: farrar@raex.com

330-477-6913

Harvey Wales, **Treasurer**

13 Birmingham Place

Vernon Hills, IL, 60061-2103

Email: hwales16@aol.com

847-367-2629

Frank Covey, **Past President**

16 Grandview Drive

Macomb, IL, 61455-9705

Email: cquail@macomb.com

309-837-5218

Andrew Jakes, **At Large**

2303 Horseshoe Court

Grayslake, IL, 60030-9327

Email: pnc treasurer@aol.com

847-543-4487

Edward Wigger, **At Large**

1123 Baldwin Street

Mechanicsburg, PA, 17055-3935

717-697-0255

* * *

Todd R. Uebele, Sr., **Coil Line Editor**

1667 Wolf Road

Iron Station, NC, 28080-9418

Email: uebele@flagoverporchpubs.com

704-735-5484

Letters to the Editor

In the September 2007 issue of *Coil Line* (Page 117), Frank Covey shows two 41¢ Flags, one of which is normal, while the other one purports to show a "red shift." He states "red shifted left, leaving a white stripe on the right edge of the stamp."

Take another look at it. The bottom corner of the blue field lines up perfectly with the 4th stripe from the bottom red stripe. If in fact the red was shifted, then the red and white stripes would NOT line up.

In actuality, it is the tan that is shifted to the right with respect to the red, white and blue. They are right where they are supposed to be, Am I not correct?

Rudy de Mordaigle (#1830)
Box 9 K-76471 430-103
Avenal, California 93204-0009

* * *

I have just received my new Values List from PNC³, and felt I must compliment all those involved for a great job.

I did notice a large discrepancy in 2 listings, and there are three stamps that show the PNC3's priced higher than the same PNC5's. They are:

1981-8	1895a	FOC #4	PNC3	\$ 4.00	PNC5	\$467.50
1981-8	1895a	FOC #6	PNC3	\$ 7.00	PNC5	\$190.00
2003-7	3632Be	37¢ Flag	PNC3	\$ 7.50	PNC5	\$6.00
2005-2	3632B	37¢ Flag	PNC3	\$18.00	PNC5	\$16.50
2007-8	O168	Official	PNC3	\$ 8.25	PNC5	\$ 8.00

It should be quite impossible for a strip of three to be more valuable than a strip of five. Has any other member noticed these mistakes?

* * * Thomas Babb
Member #1588

The April "*Coil Line*" was delivered Saturday, March 29, franked with Banner V111. I am most pleased with the changes that have been made in the contents, design and execution of our publication, and most appreciative of the work that you and the others are constantly doing without a hitch. Thank you.

Bob Hubsmith #1517
lobohub@verizon.net

I am having trouble understanding something that was written in the March Reporting the Rarities column - "In keeping with eBay policy, there is no disclosure of the actual owners' names, so I have not been recording these offerings." What does the owner's name have to do with counting how many have been found? I can only guess that it is fear that a particular stamp might get double counted if it is counted when it is seen on eBay and then again if it is bought by and reported by one of our members. While I can see how this might be an issue for something like the Atlas or Mountain if the reporter does not want to reveal that they got it off of eBay, this should not be an issue for the Egrets. There are a small enough number of them that each one can be identified by its cancel and centering and images of the stamps are shown in the eBay listings. This is how Alan Thomson kept track of the FOP rarities. I have seen a total of 4 different Egret V2121's and 8 different V3211's on eBay. Ignoring them represents a significant percentage undercounting. I have also seen one each of V2121 and V3211 in another auction recently. These offers show that the report's claim that only 21 and 11 used singles are known, are now stale data taken from the November 5, 2007 Linn's and are only about half the real figures if the eBay copies are included. This is very misleading."

Doug Iams
DUGEYES@msn.com

Editor's Note: Please see story on Page 93 for the mechanics of preparing the Rarities Column.

* * *

My April issue of *Coil Line* was received on March 29, 2008. I have had no delivery problems in the past, thank you.

I love the changes thus far, especially the effective use of color photos on the front cover.

With regards to paper weight, please do not change to a lighter stock paper. What Linn's has done is terrible. Their paper is much too skimpy and usually arrives damaged. It is also no fun to try to read on the flimsy paper.

Kenneth D. Pryor #1438
KandRPryor@Comcast.net

Editor's Note: Coil Line is not planning to switch to the Linn's type paper as it is newsprint.

Letters to the Editor

Misrepresented Author

In the email received by *Coil Line* from Doug Iams, which contained the material for his article on the 41¢ counterfeit Flag Stamp, the byline read "By Anon E. Mouse." We thought that it was a rewrite, and so two bylines seemed appropriate. *Coil Line* apologizes to Doug for the wrong assumption, and regrets the misunderstanding. *The Editor*

Why were two by lines used on my article, in April's issue of *Coil Line*, about the counterfeit coil — one with my name and another saying "Originally written by Anon E. Mouse"?

Some people may think I stole the article from the "original" writer. What my source did was realize it was a fake and sent me the stamp for a look, and I authored the story myself. There was no "Original Writer."

Doug Iams

DUGEYES@msn.com

* * *

Regarding the Shifted Die Cut Article in April's issue, I thought you'd like to know that a similar die cut shift appeared in Snippets in the Nov '96 and Apr '97 issues. Those show an upward shift with two peaks on the bottom, the straight line, then the remaining peaks to the top. My collection contains a PS5 of it as well as a used single. The strip is an 88888 PS5, and the used single is a 99999.

Folks have always had difficulty identifying the die size on die shifts, but there is a very easy way to determine it. Just look at the shape immediately below the straight line and that's the top shape. Then look at the shape above the straight line and that is the bottom shape. In both our cases those are P and then V. PV is always 10/10 on the FOP.

The value estimate of \$50.00 to \$75.00 which seems a bit high is interesting. Is this an estimate, or is it based on dealer prices?

Alan Thomson

mr.snips@verizon.net

Editors Note: It was estimated with second opinions.

In response to your Reader's Poll, I received my April *Coil Line* on March 29, and as I recollect, usually get them on or before the 1st of the month.

I also appreciate getting a Banner PNC on the envelope. I do wonder though why the listing of Member Club Numbers was eliminated from the address labels. I enjoyed seeing my 1416L on the address label.

P. Nelson Gnirke

ngnirke@centurytel.net

Editors Note: Membership ID numbers have been returned to the address labels with May's Coil Line.

* * *



Normal Printing




Light Brown Missing

For those who may have missed it, the April 7th issue of *Linn's Stamp News* reported a color missing error discovered by member H.R. Fulton more than a year ago. He presented his find to Jay Bigalke of *Linn's* at the February PNC³ Regional Meeting held at the Aripex stamp show in Mesa, AZ. Jay immediately recognized the item as previously unreported.

The item was pictured on page one, and shown again in the article on page 14, compared with a normal copy. The error also exhibits a significant color mis-registration. The error stamp is on piece, as found in a mixture. No mint examples of this error are known. *Linn's* reported that the error would be listed in the 2009 Scott Specialized Catalog.

I saw Dick Fulton at a show today and he loaned me the stamp for purposes of scanning. So I am attaching a 600 dpi image of the color missing stamp and a normal stamp, as well as an enlargement of the plate number



on the color missing error.

Gene Trinks

getrinks@cox.net

The President's Message

By Ron Maifeld

FROM THE PRESIDENT...

PNC³ Membership Roster

Enclosed with this issue of *Coil Line* you will find the 'PNC³ Membership Roster' which lists every member who wants to be included. There is an opt-out box on the membership application for those who do not want their information published. Members can change their listing preference or update their information at any time by notifying the club secretary.

The roster was originally scheduled to be sent to the membership last fall, but the board voted at the annual meeting last August in Portland to wait until now, until after the dues renewal process was finalized for 2008.

The membership roster is an excellent tool for contacting members with like interests and establishing trading partners. Please check the roster and let us know if there are any errors in your listing.

The electronic version of *Coil Line* will also include the roster.

PNC - PNC - PNC - PNC - PNC - PNC - PNC - PNC

Glossary Changes

In another part of *Coil Line*, you'll find an article that I did to try and explain the differences with paper types and tagging. I've made some changes to the online PNC glossary, all of which will be reflected in the "PNC³ Illustrated Glossary of Terms" when it is reprinted. In addition to re-working the paper and tagging definitions, I also added some abbreviations and updated some other items.

The above changes directly relate to the new format of the old "Roll Size Chart," of which the tagging information in the "KEY" box was a source of irritation for me. I knew there was a difference between "Overall Tagged" and "Pre-phosphored Solid Tagging," and similarly between "Embedded Phosphor" and 'Pre-phosphored Mottled Tagging', but I could not put my finger on it. We even used the Postal Service's

jargon "Phosphor Overtagged," which meant little to me, but it turned out to be akin to overall tagging. I think that I now, after researching the information for the story, understand the differences and I hope that you will too, after reading the article.

PNC - PNC - PNC - PNC - PNC - PNC - PNC - PNC


Coil Line via First Class Mail

What a difference a month makes. In February, I almost gave up hope that I would receive my March bulk rate copy of *Coil Line*, figuring that the box mail clerk probably put it in the wrong box, or it somehow got lost. It finally showed up after 16 days in transit. The April issue was a different story. It was mailed March 25th and arrived in my post office box four days later on the 29th. Fantastic! Todd will cover the arrival dates in more detail, but it looks like most members got a timely delivery.

Brian and Cory Snippen, our *Coil Line* distributors, told me that everyone on the bulk mail list had a PNC on their April *Coil Line* envelope. I was also told that we had more than 60 members change over to First Class, taking advantage of the \$3.00 special. We have a good supply of PNCs available for the First Class mailing of the May issue, but unfortunately not enough for the whole mailing. *Ron Maifeld*

Stamp Tunes

Thomas Babb



Current Plate Numbers, Roll Sizes, Tagging & Die Cuts

KEY: (Roll Size) A - 100, B - 500, C - 3000, D - 10000

* **NEW NUMBER**
 *** **DATA IS TENTATIVE**

[xx] - NUMBER INTERVAL
 BK - BLOCK TAG
 EP - EMBEDDED PHOSPHOR
 NL - LINERLESS
 PM - PREPHOSPHORED, MOTTLED TAGGING
 PS - PREPHOSPHORED, SOLID TAGGING
 OA - OVERALL TAG
 SA - SELF ADHESIVE
 UT - UNTAGGED
 WA - WATER ACTIVATED

Plate number intervals are shown in brackets following the plate number(s) and roll size(s), followed by die cut types on self-adhesive stamps (SA).

PV = Peak/Valley VP = Valley/Peak
 PP = Peak/Peak S = Serpentine Die Cuts with no transition.
 Tagging is listed after the adhesive type, unless there are varieties.

PRINTER PLATE NUMBER PREFIX LETTERS

A - American Bank Note	P - Ashton Potter
B - Banknote Corp. of America	S - Sennett Security Prod.
G - Guilford Gravure	V - Avery-Dennison
M - 3M	None - BEP

41¢ FLAG (SA) (PS)

#P1111 A [31] VP

41¢ FLAG (SA) (PM)

#S1111 A [31] VP, PV

41¢ FLAG (SA) (OA)

#V1111 A [11] VP, PV

41¢ FLAG (WA) (PS)

#S1111 A, C, D [31]

41¢ FLAG (SA) (OA)

#V1111 D [10] VP
 Rounded Corners

41¢ FLAG (SA) (OA)

#V11111 A [11] VP, PV
 #V22222 A [11] VP, PV

41¢ FLAG (SA) (OA)

#V11111 C, D [10] VP
 Rounded Corners

41¢ FLAG (SA) (PS)

#P11111 A [31] VP

41¢ FLAG (SA) (PS)

#S11111 A [31] VP

41¢ OFFICIAL (WA) (PS)

#S111 A [31]

1¢ LAMP (WA) (UT)

#S11111 C [14]

3¢ STAR (WA) (UT) (PS)

#S111 D [14]

3¢ SILVER COFFEE POT (WA) (UT)

#S1111 D [14]

4¢ CHAIR (WA) (UT)

#S1111 D [14]

5¢ TOLEWARE (WA) (UT)

#S1111111 D [14]

10¢ CLOCK (WA) (PS)

#S1111 D [14]

17¢ SHEEP (SA) (PM)

S11111111 A [31] VP

26¢ PANTHER (SA) (PM)

S1111 A [31] VP

41¢ BLOOMS (SA) (OA)

#P1111 A [30] VP
 #P2222 A [30] VP

(5¢) SEA COAST (SA)

#B111 D [20] (UT) VP
 #P1111 D [22] (UT) S
 #P2222 C, D [27] (UT) S
 #P2222 D [27] (UT) (PS) S
 #P3333 D [27] (UT) S
 #P4444 D [27] (UT) S
 #P5555 D [27] (UT) S
 #P6666 D [27] (UT) S
 #P7777 C, D [27] (UT) S
 #P8888 D [27] (UT) S
 #P9999 D [27] (UT) S
 #S1111 D [20] (UT) S

(5¢) SEA COAST (WA) (UT)

#B111 B, D [10]
 #S1111 C [14]
 #S1111 D (Lum Ink) [14]

27¢ TROPICAL FRUIT (SA) (PS)

#V1111111 * A [40] VP, PV ***

42¢ FLAG 24/7 (SA) (PS)

#P1111 * A [16] VP ***

42¢ FLAG 24/7 (SA) (PS)

#S1111 * A [16] VP, PV ***

42¢ FLAG 24/7 (SA) (PS)

#V1111 * A [20] VP, PV ***

42¢ FLAG 24/7 (SA) (PS)

#V1111 * C, D [8] VP ***
 Rounded Corners

42¢ FLAG 24/7 (WA) (PS)

#S1111111 * C [12] & [16] ***

The 27¢ Tropical Fruit and the 42¢ Flags listed above are scheduled for release after the deadline for this issue of *Coil Line*, so all the data is still tentative, but we wanted to make you aware of the new issues.

(10¢) ATLAS (SA) (UT)

#B1111 D [20] VP, PV
 #V11111 D [10] VP
 #V11222 D [10] VP
 #V12111 D [10] VP
 #V12222 C, D [10] VP
 #V13222 ? [10] VP
 #V21111 D [10] VP
 #V21113 ? [10] VP
 #V21211 C, D [10] VP
 #V22111 D [10] VP
 #V22112 D [10] VP
 #V22211 C [10] VP
 #V22222 D [10] VP
 #V23113 D [10] VP
 #V32332 D [10] VP
 #V33332 D [10] VP
 #V33333 D [10] VP

? = Known used only

(10¢) LION (WA) (UT)

#S11111 B, C [14]

(10¢) BANNER (SA) (UT)

#S111 D [27] PP
 #V111 C, D [10] VP
 #V222 C?, D? [10] VP ***

(25¢) DINER (WA) (UT)

#S11111 D [14]

(25¢) EAGLE (SA) (UT)

#S1111111 D (2003) [20] S
 #S2222222 D [20] S
 #S3333333 D [20] S
 #S1111111 C (2005) [20] S

(25¢) EAGLE (WA) (UT)

#S1111111 C [10]

The following items were removed from sale effective March 31: (10¢) Atlas; (10¢) Lion PSA; (25¢) Diner PSA. They have been removed from the chart. We are still listing the Atlas because two numbers still have not been reported in mint condition.

Ashton Potter's SA Seacoast P2222 was die cut with two different mats. One is serpentine cut on all four sides while the other has serpentine cuts on the sides and straight cuts on top and bottom.

In printing the SA Seacoast with cylinders P2222 through P9999 AP changed the cylinder size from that used to print P1111. Thus the plate number intervals changed from 22 to 27. P3333 through P9999 have a small date and color order of BCMY.

It is our purpose with this new chart format to expand on the previous 'Roll Size Chart' and provide more data to help with identification. Your comments and suggestions are always welcome. Please contact: coillineditor@aol.com

The Editor's Message

By Todd R. Uebele, Sr.

FROM THE EDITOR . . .

Membership Roster

The new PNC³ 2008 Membership Roster, current as of April 1, is included with the May issue of *Coil Line* (Both the printed and electronic versions). For ease of use, we've numbered the pages and listed members' names alphabetically.

This list is a valuable tool that our members should take note of since it provides access to all our members throughout the country. Please look it over, and check to see that all the information is correct and as it should be. Any errors should be reported to the secretary, Mr. Dan Farrar, whose contact information is on page 86 of this issue of *Coil Line*, which lists all club officers.

Poll Results

Last month we asked you the readers to let us know when you received your *Coil Line* copies from Bulk Mail. We are pleased with the amount of members who took the time to respond.

Here are the results as of May 15th from a total of 32 respondents.

(2 by phone, 6 by snail mail, and 24 by email)

2 days (5) – 3 days (5) – 4 days (13) – 6 days (3)
9 days (2) – 10 days (1) – 12 days (2) – 14 days (1)

The results of this informal poll show that 81% of the respondents received their *Coil Line* within one week of mailing. Please keep in mind that this poll shows USPS performance, since all of the bulk mailing leaves Oregon on the same day.

New 42¢ Flag Coils Data

By Doug Iams

Printer	Type	Roll Size	Plate # Interval	Initial Quantity
Ashton Potter	SA	100	16	1 billion
Avery	SA	100	20	1 billion
Sennett (BCA)	SA	100	12	1 billion
Avery	SA	3K & 10K	8	51 million each
Sennett (APC)	WAG	3K	12	200 million

By the time this is published, five different versions of the 42¢ Flag 24/7 stamps will have been officially released, although if the recent past is any indication, rolls of 100 from one or two of the printers may not initially see wide distribution.

The initial printing quantities are down from the initial printings of the non-denominated 41¢ stamps. Some of that drop may reflect declining mail volumes, but they are not dropping that fast. In the case of the rolls of 100, it might indicate that the Flags of Our Nation coils will see large printings. Another possibility is they anticipate the public will have loaded up on Forever stamps before the rate change, or it may just be that they will be reprinted sooner. (Perhaps this is all they could get printed in time after the 42¢ rate was decided).

The plate number intervals were listed strangely in the Postal Bulletin. For instance, for the

AP coil of 100 it was listed as “on 1st and 17th stamp”, and for the WAG coil it was listed as “every 4th and 16th stamp”. This has been interpreted as someone opened a roll and looked at the start of the roll and saw a plate number on those particular stamps and that the intervals are 16 and 12 stamps. This may be incorrect as the WAG coil plate size was listed as 616 subjects, which is not evenly divisible by 12. Also, the plate size for the Avery rolls of 100 was listed as 504, which is not evenly divisible by 20 (the Postal Bulletin says “plate numbers on every 20th stamp around coil”). Obviously something is wrong - not exactly a first for the Postal Bulletin.

One surprise is that the 42¢ Official coil, which is due June 20th, is listed as a self-adhesive. This would be a first for an official stamp.

Reporting the Rarities

By Gene Trinks 05-17

I have a report of the discovery of the second known copy of the Atlas #V21113! A Michigan collector found it in a mixture from a Florida dealer. This should be an inspiration to the mixture sorters out there. At the moment, this is perhaps the rarest PNC number known to date, and there should be more out there. (I say this while acknowledging the unique (33¢) Hat #1141, which has received a certificate, but is still surrounded by controversy, and the Egret V2121 PV die listed below.) I hope there will be a few others reported soon.

Readers should be aware that we are seeing items listed herein being offered on certain auction websites at very high prices, with descriptions citing the Linn's November 5, 2007 article as the source for known quantities. Since this list is updated bimonthly, stale data should be evaluated accordingly. Also, in the interest of accuracy, any reader having a copy of one of these PNCs should report it.

It is apparent from the reports submitted by non-members after the November 5th article, that we PNC³ members have no monopoly on finding rare PNCs. I imagine that there are many mixture sorters accumulating PNCs but having little interest in the PNC collecting specialty. It's a good thing that there are more eyes looking at billions of used stamps and setting aside PNCs. They will likely find their way into specialist hands eventually. Varieties and rarities will certainly turn up for years to come.

Additional copies of the mint E&S Std #11111 round shoulder, used Diner #22211 round shoulder, and the Egret #V3211 V/P die have also surfaced. The revised list therefore stands as follows:

PNC Issue	PNC ID	Scott No.	Mint Single	Mint P/S 5	Used Single	On Cover
32¢ Flag over Porch ('Famous Five')						
66666 10/11 die	1996-8.221	2915A		0	20	2
66666 12/11 die	1996-8.241	2915C		0	4	2
78777 10/10 die	1996-8.211	2915A		8	68	5
88888 11/12 die	1996-8.252	2915C		0	4	0
13231A 10/10 VP die	1996-8.212	2915A	6	8	50	14
(5¢) Avery Mountain V333342 13L/12R die	1996-10.211	2904A		0	21	3
V333343 round corner die	1996-10.211	2904A		0	4	0
(5¢) BEP Mountain #1111 9/10 die	1997-1.22	2904B	2	4	14	2
(25¢) Diner #22211 round shoulder die	1998-7.21	3208A		0	87	7
(10¢) Green Bike #444 square shoulder die	1998-4.22	3228		0	28	4
(10¢) Egl&Shld STD#11111 rnd shoulder die	1998-15.1111	3271	1	6	12	4
(10¢) Atlas V13222	2003-9	3770		0	27	1
V21113	2003-9	3770		0	2	0
37¢ Snowy Egret V2121 VP die	2003-8	3829		0	15	0
V2121 PV die	2003-8	3829		0	1	0
V3211 VP die	2003-8	3829		0	31	2
V3211 PV die	2003-8	3829		0	5	2

If you have a new find to report, please send a report to me at 16415 W. Desert Wren Ct., Surprise, AZ 85374. My e-mail address is gctrinks@cox.net. Send a scan too, if you have the capability. And many thanks to all members who have reported in the past. Keep up the good work!!

Keeping Track of Rare PNCs

By Gene Trinks

Doug Iams has it exactly right in guessing the reason for not reporting the rarities listed on eBay. If I cannot identify the purchaser of the stamp it will not be listed. This is because of the likelihood of double counting. There are so few of the rarest of the PNCs that counting them twice makes a huge percentage difference in the count. Of course, not counting one or more also makes a huge difference. However, individual stamps must always be verified.



Plate No. V3211

There have been a number of listings of rare Egrets on eBay. I have been watching these listings also. Many have been listed by a seller with minimum bids so high that they did not sell, so I am forced to conclude that at least some of these are repeat listings.

One would hope that, as has happened in a couple of cases, a purchaser (if a PNC³ club member) will report the purchase of a rarity from an eBay seller and send a scan or photo.

Regarding listings on other auction sites, I cannot comment, since I have not seen them. If there are members who have made purchases from other sites, I hope they will report them. It is possible that the items did not sell. If they are owned by a member, I would hope that I would receive a report. Of course, a seller may not have a high degree of interest in reporting in order to keep the census artificially low. This is indeed unfortunate, but I think a PNC is still rare whether there are 10 or 20 reported copies. A quote using stale data from the November 5th issue of *Linn's* cannot be helped.

I am familiar with Alan's method of maintaining the census of FOPs, since I work closely with him to keep the count of these up to date. It is my understanding that if Alan doesn't get an enlarged copy of a reported FOP rarity, it won't get counted.

In the past I have not required images from all reporters. This is because many of the rarities are die cut varieties of service inscribed stamps that do not normally receive cancels. Without cancels, it is difficult to be sure that a given stamp is different from another. I rely on the knowledge of our members to correctly identify die cut varieties. I do not need to see a scan or copy if the reporter is known



66666 Die Cut 12x11



88888 Die Cut 11x12


to me as qualified to correctly judge the die variety being reported. There have been cases where errors have been made in good faith, and I have informed the reporter that they have common, not rare, varieties.

The Rarities census by members has served a good purpose in that it has brought to light many previously unreported copies of these PNC numbers. The Nov. 5th article Doug cites inspired the owners of rare Egrets, in particular, to come forth with eBay listings resulting in some PNC³ members being able to own copies for themselves.

In summary, I believe the census of rarities serves a useful purpose. It is meant as a guide, not a perfect listing. I rely on help from members such as Doug (who has been a big help in the past by alerting me to new finds) to keep the data current. I am certain that there are members who have deliberately not reported their holdings to me (this includes at least one eBay lister), but this cannot be helped. I hope members find the census useful.

Stamp Toons

Thomas Babb



Tagging and Paper Varieties

By Ron Maifeld

Recently I was working on updating the online PNC³ Glossary with regard to the usage of terms relative to tagging and paper. There seems to have been quite a bit of discussion on these terms lately in various venues that I frequent and I felt the need to make sure the Glossary was up to date. The subject was also broached in PNC³ catalog committee discussions.

I'm not an expert in these matters, but I hope to present a simple explanation that anyone can understand. On the 'Current Plate Numbers, Roll Sizes, Tagging & Die Cuts' chart in Coil Line, there are six abbreviations listed that have to do with tagging. I'll give a brief treatise on each, plus touch on one or two not listed. Most of what I'm including will be updated in the Glossary.

I'll start off with "**Block Tagging**" which was the first type of tagging to appear on Plate Number Coils. Block tagging occurs when tagging is applied to the surface of the stamp in a block shape. The sizes of the blocks can vary greatly with each printing. Some catalogue numbers are assigned by the size of the block alone. The 20¢ Flag over Supreme Court stamps, for instance, received catalog numbers for both wide and narrow block tagging. The rubber mats used for block tagging wear over time and there are unlimited varieties caused by this wearing, including flaking, cracking and breaks. Occasionally the impressions of the stamps are actually worn into the mat, causing them to be tagged with a ghostly transfer image of the design.

Early PNC stamps came with '**Embedded Phosphor**' tagging and '**Overall**' tagging. Embedded Phosphor paper is infused with taggant during the manufacturing process, and the phosphor is mixed with the liquid paper pulp, so as a result the tagging is embedded in the paper. It has a mottled appearance under short wave ultraviolet light. The application of the taggant on this type of paper is much like staining a surface; it soaks into the paper and becomes a part of it, appearing throughout the various layers of paper fibers. Unlike surface-tagged paper, the printed stamp image appears over the taggant, rather than under it.

"**Overall**" tagging results when phosphor tagging is applied in a lacquer solution to the entire surface of the paper, covering the printed images with, essentially, another color, albeit as clear color. When you view the stamp, you are looking through the tagging.

With '**Prephosphored Paper**', the taggant is added on top of the raw paper, which can be finished with or without a coated surface, before the stamp image is printed. The final appearance of prephosphored paper depends upon the coating that already exists on the paper.

Prephosphored coated stamps have a solid appearance under short wave UV. The coated paper allows the taggant to attach evenly to the surface of the smooth paper. Sometimes it is difficult to tell the difference between Overall tagged and Prephosphored tagged stamps. Since prephosphored stamps have the design printed over the tagging, the stamp design usually appears much bolder in comparison to overall tagging. With Overall Tagging the design is under the tagging.

Prephosphored uncoated stamps have a mottled or grainy appearance under short wave UV light. The paper is uncoated so the taggant soaks into the paper and pools in the fibers in an uneven way. The result is an often fainter tagging, which is occasionally bluish under UV.

The last tagging category is '**Untagged**' which is, as the name implies, the absence of tagging. This can be by design or by error. Most modern stamps with a value of ten cents and under are deliberately untagged.


To wrap up the article, I'd like to say a bit about '**Hi-Brite Paper**.' Brighteners are added to the liquid pulp during the manufacture of the paper to enhance the whiteness, and UV light, either long wave or short wave, usually makes these whiteners stand out and shine through any taggant that is applied to the stamp. The difference is more apparent with long wave UV as far as brightness. Hi-Brite paper itself will not trip the canceling machines, so in most cases there is still a need for some taggant on the stamp or in the paper.

Identifying Plate Numbers

By Todd R. Uebele, Sr.



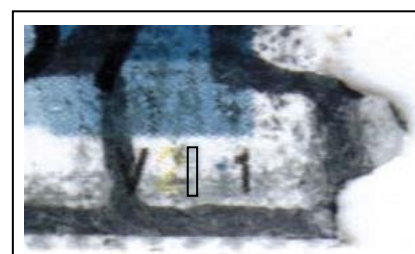
Used Egret Heavy Cancel



Black Image w/Cancel



TOP Plate # Color Sequence
BOTTOM Cropped from Sample



By enlarging the plate number, the individual numbers become clear.

The Use of Modern Technology in determining hidden plate numbers

In today's world of modern philately, many collectors of Plate Number Coils find fulfillment in searching for and finding premium and scarce plate numbers on otherwise common stamps. With so many heavy cancels, and so few rarities, it becomes all the more necessary to delve deeper to identify such rare plate numbers.

The 37¢ Egret stamp pictured above left was submitted by PNC³ member David Reedy, to *Coil Line* for verification of a "new find." Dave submitted a full package of the original stamp with several different enlarged colored copies to make the plate number visible. They clearly showed what looked to be an as yet unrecorded number of V2511. (Please see the illustration at right). →



It is quite understandable that this number indeed looks as if it is a "5." At first glance, and even under a magnifier, one could easily determine that this is a number 5. Check the circle with a magnifying glass, and you will see what we all saw.

The above specimen was scanned at 1200 dpi in both a jpg and a bmp file. The file then went through a color separation process on a computer with the Acrobat software. What this accomplished was to bring out the individual numbers of each color. Please see the sequence below (or on the front page of this issue). The actual breakdown of the sample stamp did not clearly show the sequence because of the heavy cancel. However there is enough clear area around the plate number to distinguish each of the numbers (please see scan, above right). The cyan number is outlined in black for reference purposes. The apparent cyan "number" on the left side of the scan is actually part of the cancel.

When the scan was blown up by 400 percent, all of the individual numbers became quite clear, showing the actual plate number to be V2111, which is the most common of the egrets (See *Coil Line*, Page 54, March 2008). Although David was disappointed, to say the least, he suspected that it was a common number.

Thanks to Tyler Uebele for the time and effort he spent on preparing the graphics presented in this article.



Egret Plate No. V2111



Yellow Plate Image



Cyan Plate Image



Blue Plate Image



Black Plate Image

Commercial Covers

By Rob Washburn

Installment #118

Rob Washburn
P.O. Box 840, Skowhegan, Maine 04976
Email: stamps@beeline-online.net
Telephone: (207) 474-8021

News and Notes

The recent sale of one of two known 32¢ Flag/Porch #66666 with 12/11 diecut covers was the highest price ever paid for a PNC commercial cover.....\$3,500. The previous record was \$3,000 for one of the 5 known 18¢ Flag #7 covers.

* * *

A 32¢ Flag/Porch SA #55555 (10/10) used single has been found with a purple machine cancel.

10¢ Atlas

Now that the 10¢ Patriotic Banner coil is in wide use, I suspect it will not be long before the 10¢ Atlas coil is phased out. The Atlas has 17 different plate numbers, plus the B1111 exists V/P and P/V. The P/V version of #B1111 is only one of several Atlas plate numbers that are quite hard to find on cover. One number, #V21113, so far has not been found on cover. #V12111 is scarce on cover, as is #V13222. The following other plate numbers are also

pretty tough to find on cover: #V11222, #V21211, #V22111, #V22112, #V22211, #V22222, #V23113, #V32332, and #V33332. I am doing a census of Atlas PNC covers, so please send me your reports.

* * *


New EKU's on covers to report: 7.4¢ Baby Buggy Precancel, #2 (5/7/85), 34¢ Liberty WA #1111 (1/12/01), 34¢ Liberty SA #2222 (3/13/01), and 34¢ Flower SA #B2222 (5/14/01).

eBay

A 10¢ Bicycle Handlebars #444 with square shoulders on cover recently sold on Ebay for \$99. Gene Trinks latest "Reporting the Rarities" list indicates there are only four known covers of this scarce variety. A 37¢ Egret #V3211 (V/P) cover cancelled 4/23/05 (see below) sold on Ebay for \$249.

* * *

Thanks to Robert Thompson and Gary Bishop for their insights and contributions to this column.



Interesting Variants Appear on Sennett Flag on Pole

On August 15, 2007, the Sennett coil of 100 of the 41¢ Flag on Pole (Scott 4187) was issued. The coils were printed by Banknote Corporation of America at their Browns Summit, NC, plant and finished by Unique Binders. BCA used beige, black, blue, red, and light blue ink combined with a dropout white for the stars and stripes of the flag. This original issue had plate number S11111, and showed a mottled tagging under shortwave ultra-violet light. Like many other previous flag coils, this issue came with “seam line” variants, in this case white and red. To date, only Valley/Peak types are known.

In mid-January, Stephen Esrati reported the appearance of a new tagging variety on the Sennett flag coil (still S11111). In his words “The tagging resembles that on Ashton Potter and Avery coils in that it is smooth. The original Sennetts were mottled. In addition, the original Sennetts were mottled in long-wave UV. These are dead.” The appearance of a new tagging variant with the same plate number raises again the issue of whether all of the private printers are on the same wavelength with regards to the current USPS plate number policy. The new tagging variety indicates a change in paper which should have triggered a new plate number—at least if BCA was aware of the change. Of course, the paper change may have occurred earlier in 2007 during some previous variant of this ever changing and questionably followed policy.

In mid-February Al Haake sent out not only the new tagging variety but three other constant varieties from the same issue. He referred to these three varieties as “Dripping Blood 1” (See bottom, Figure 1), “Dripping Blood 2” (See top, Figure 2), and “Unfinished Flag” (See bottom, Figure 2). What is especially interesting about these variants is that they are constant, always appearing one stamp left of the plate number stamp. Further study may allow determination on whether these variants show a progressive inking failure. A close look shows that the Dripping Blood 1 has what appears to be a clot of red ink at the far left of the bottom two red stripes. Dripping Blood 2 shows the failure of the red ink to adhere leaving the dropout white showing and the ink falling down and to the left on the top two stripes. Finally, the Unfinished Flag shows the failure now in all three red stripes and with more dropout white showing.

The fact that these variants are constant and possibly progressive indicates a possible fault in the printing plate (constant plate variety) although the failure of the red ink to adhere may be compounded by the composition of the ink or some other problem in the ink delivery system (the offset blanket, for instance). Less likely is that the ink is simply not being applied, although the apparent clotting probably rules that possibility out.

If you have any examples of these strips that show this fault elsewhere on the strip or evidence of further deterioration, please send me a report (and scan, if possible) to ronarcher@hotmail.com. Also, if you have a better understanding of the printing process and what might be causing this flaw I’d love to hear about it. At present the two dripping blood variants are about double the price of the normal strip and the Unfinished Flag runs between three and four times the price of a normal strip.




Figure 1

Figure 2

Figure 1: Normal & Dripping Blood 1

Figure 2: Dripping Blood 2 & Unfinished Flag

Luminescence on 37¢ Flag

By David Reedy

The Sennett Flag Waving coils have been reported in "Scott's 2007 Specialized Catalog" as being printed in "red ink that glows orange under long wave ultraviolet light as well as with non-reactive ink." A careful study of a large sample of all three issues in question shows that the yellow ink is the source of the luminescence. The 'orange' is a result of luminescence of the underlying yellow ink 'peeking' through the red ink which has been applied in varying degrees of coverage, masking to a lesser or greater degree the yellow. Luminescent yellow ink is absent only in some issues of Scott #3631. All copies of 3632A and 3632Ae, whether solid or mottled tagged, were printed with luminescent yellow.

The easiest way to see this for yourself is to hunt for a 3632A or 3632Ae which has a vertical offset between the yellow and red plate numbers. If the offset is great enough you should be able to see under normal light a band of yellow ink showing either at the upper or lower edge of a stripe in the flag. Now place the stamp on a dead background (it's hard to find surfaces that aren't at least slightly reactive - I used the back side of a deep green greeting card). Examine the stamp under long wave UV (I used a Raytech Model LS-88CB) and you should see the exposed yellow ink glowing brightly and the red ink on the opposite edge of the stripe distinctly "dead." This is most striking if the stamp under study has red stripes that glow bright orange under long wave UV but is apparent even with "dead" issues. You can confirm that the yellow is the only luminosity present by making a small mask using "dead" paper with a small slit cut out only large enough to expose the plate numbers. Examining the plate numbers will show "live" yellow in all 3632As and 3632Aes.



Luminescent yellow 1

Some 3631s have "live" yellow, and some "dead". I examined all 22 copies I had and found the distribution roughly 50-50. Since the printing of the coil stock and the coil preparation are separate stages of production it may not be possible to correlate "live" or "dead" ink to any particular coil size (100, 3000, or 10,000). I only collect used so I have no study samples.



Non-luminescent

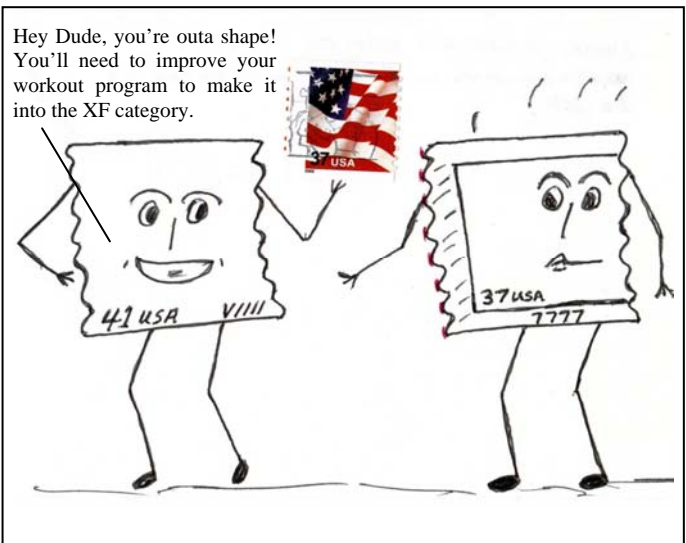


Luminescent

I asked Alan Thomson to look at my examples and conclusions and he agreed that the yellow ink is the culprit. The note in Scott's Specialized catalog will be changed for these issues, but since the 2008 catalog had already gone to the printer it will first appear in the 2009 edition.

Stamp Toons

Thomas Babb



Coil Stamps Off Sale

By Ron Maifeld

Stamp Stock Items Withdrawn From Regular Sale and From Sale at Philatelic Centers

Effective close-of-business March 31, 2008, all Post Offices™, stations, branches, postal stores, vending outlets, and authorized philatelic centers must (1) withdraw the stamp stock items and products listed below and their related vending and store-prepared stamp items from sale and (2) prepare them for destruction. Submit items to destruction sites according to local established procedures, under the guidelines in Handbook F-1, *Post Office Accounting Procedures*, subchapter 45, Destroying Stamp Stock.

Do not permit sales of the stamp stock items, products, and their related vending and store-prepared stamp items listed below at retail counters and outlets after March 31, 2008.

<u>Item #</u>	<u>Description</u>
772900	\$10.00 500 2-cent Locomotive Coil
773700	\$1,020.00 34-cent Statue of Liberty Gum Coil 3M
775400	\$25.00 500 5-cent Circus Wagon Coil
775500	\$150.00 3000 5-cent Circus Wagon Coil
776200	\$15.00 500 3-cent Conestoga Wagon Coil
777900	\$20.00 500 4-cent Steam Carriage Coil
778000	\$120.00 3000 4-cent Steam Carriage Coil
778200	\$60.00 3M 2-cent Woodpecker Gum Coil
780200	\$1110.00 '02 37-cent Flag PSA Coil 3M Stamp
782300	\$50.00 '04 Atlas STD Presort Gum Coil
783700	\$1170.00 Lady Liberty and US Flag PSA Coil 3M
784200	\$1170.00 Lady Liberty and US Flag Gum 3M Coil
791200	\$1000.00 Atlas STD Presort PSA 10K Coil
791800	\$1000.00 Lib. Lion STD Presort PSA 10K Coil
793100	\$200.00 2-cent '02 Woodpecker Gum 10M Coil
793200	\$500.00 10M 5-cent Circus Wagon Coil
794000	\$2500.00 10M First Class Presort/Juke Box
795700	\$2500.00 10,000 Juke Box Linerless PSA
796800	\$150.00 Wetland Nonprofit Coil 3M Gum
797400	\$500.00 Wetland Nonprofit Coil 10M Gum
797500	\$750.00 '97 NDN First Class Juke Box PSA 3000
798400	\$750.00 Diner First Class Presort 3M PSA Coil

Editor's Note: The above chart was edited to eliminate everything but the coil stamps.

Change of Address:

Change of Address forms and membership applications are available from Daniel Farrar, Secretary, 3386 Excalibur Circle NW, Canton Ohio 44708-1143. Email: farrar@raex.com. Both forms are also available on our web site at: www.PNC3.org.

Membership Update

Names of applicants are published for members to review. Any member who questions the suitability of a prospective member should contact the chairperson of the Membership Committee, Robert E. Thompson, 12431 Golden Thistle, Houston, TX 77058-1225 with the objection. The committee will recommend for or against membership.

New Applicants:

Hugh E Gleaton Jr (2078)
11 Las Brisas Lane
Hendersonville, NC. 28739
(828) 696-2255 (Day & Evening)
ncdawg@mchsi.com

James R Hannah (2079)
158 Fisher Avenue
Staten Island, NY. 10307-0131
(718) 984-5378 (Day & Evening)
jrh158@si.rr.com

Reinstated:

John Hickel (2002)
Marc Anthony (2031)

Address changes/corrections:

Harold Brown (198)
halallen2@verizon.net

Bill McMurray (267L)
mcmurraypnc3@att.net

Rob Kutz (1291)
12610 Patrick Henry Dr Ste D
Newport News, VA 23602-9529
(757) 595-0123 Day (757) 877-1096 Evening
cgtrdr@cox.net

James Carr, Jr. (1321)
inj carr@bellsouth.net

Previous Membership Count	814
New Members	2
Reinstated	2

New Membership Count	818

Classified Ads

PNC5s WANTED: Working on catching up with my plate number strips. Please send me your list of extras, and prices needed. Especially needed are 32¢ Yellow Rose, 32¢ Flag Over Porch, 33¢ Flag Over City, and 34¢ Statue of Liberty. Please call **336-201-8107** Thank You! Thomas Babb 0608

* * *

NEED used Egret V2121. Have numerous premium extras (Atlases, FOP's, diecut variations,) to offer in trade. Scan appreciated.

fiszbein@sbcglobal.net 0508

* * *

WANTED: 5¢ Avery Mtn Plt.No.V333342 13x12, 10¢ GM Bike Plate. No. 4444, square shoulder, or 10¢ Atlas Plate No. V13222 in exchange for a 32¢ FOP 78777 10x10 used single; or cash payment. Please contact Lawrence Secchiaroli, 22 Lobdell Drive, Stratford CT 06614-4017, or email me at secchiarolawrence@att.net. Thanks! 0508


* * *

FOR SALE: Blocks of 4 of 1864b. Laubach, overall tagging, \$10.00 each, send SASE. Blocks of 4 2175B, Red Cloud untagged errors, \$50.00 per block. Mr. Kenneth Morreau, 402 Coronation Drive, Franklin, MA 02038, Phone: 508-528-9028 0508

* * *

Stamp Toons

Thomas Babb



U.S. DEFINITIVES on paper. Absolutely unpicked for PNCs. Five pounds, \$20; ten pounds, \$36. Over five tons sold to satisfied customers. Satisfaction is always guaranteed. Independence Stamp Co., 26 Constitution Drive, Chadds Ford, PA 19317, Email stampco26@aol.com 1208

* * *

USED PNC singles and strips. Send for free, updated daily, pricelist. Quantity lots plus used booklet singles. Bob Murrin, PNC3-LM, P.O. Box 10100, St. Petersburg, FL 33733-0100, Email at murrin@gte.net 1208

* * *

UNITED STATES stamps all varieties, including large selection of Flag over Porch including PNC5 rarities. Mountain View Stamp Gallery, Contact George Hosfield at: georgelouis@earthlink.net 1208

* * *

PNC USED SINGLES, used strips, MNH PS5s. Great prices! Guaranteed quality! No hassles! Please send LSASE for details to John Himes, P.O. Box 453 Cypress, CA 90630-0453, or please visit at <http://www.angelfire.com/ca5/HimesPNCs> or email johnwhimes@yahoo.com 1208

* * *

LOOK! Scott #1891 #6, Flag/Anthem, PS5, PSE Cert, OG, NH, XF, Slight Left. \$2500. Others. Payments Considered!. Dan Kauffman 707-994-0540, or email at dwkman@mchsi.com 0508

CLASSIFIED AD rates are six cents per word, with a minimum charge of \$2.50 per insertion. PNC³ Members are entitled to two free 40 word ads per year. The six cent per word rate applies for each word over 40.

Display Advertising Rates

Full Page	\$ 49.00
Two Thirds Page	\$ 37.00
Half Page	\$ 28.00
Third Page	\$ 20.00
Quarter Page	\$ 15.00
Sixth Page	\$ 11.00
Eighth Page	\$ 8.00
Color Ad Per Insertion	\$125.00

Regional Meetings

Sarasota Report

Our 13th annual regional meeting was held on Saturday, Feb. 2, 2008, at 10:00 AM during the three-day Sarasota National Stamp Exhibition. Seven members and/or interested parties attended. The meeting was informal with each attendee asked to speak about his or her PNC interests and related collecting interests. The meeting was closed about 11 AM, after which, a time of fellowship, general discussions, trading, and a sharing of interests.

Members Fellowship

In a roundtable type discussion we shared concerns about the following topics:

1) The future use of plate numbers (continued from last year). Some were quite opposed to the USPS decision, while others seemed resigned to the decision and suggested that collectors will have to adapt to new ways of collecting coils.

2. The recent decision by the USPS to eliminate the water activated layer in the self adhesive stamps, makes the soaking of used stamps much more difficult. Some suggested "Goo Gone" could possibly do the job.

3. The demise of local philatelic windows, and service to collectors, seems to further isolate the small collector. Some felt the Kansas City sales office was little help to small collectors.

The attendees were:

Charles A. Fields	CAFii20042000@yahoo.com
Web Hall	wha113608@aol.com
Gary Hendren	g2hslm@msn.com
Phil Hicks	PJHMTMAN@yahoo.com
Al Light	al.light@verizon.net
Charles Phillips	Member #1417
Wade Saadi	wade@pencom.com
Fred Sener	Fsen213@aol.com

Respectfully Submitted,

Fred Sener

Want to sponsor a Regional Meeting?

The Regional Meeting chairman is Tony Bruno, P. O. Box 624, East Lyme, CT 06333-0624, email, tbbee@aol.com.

Contact Tony Bruno for suggestions. He can put you in contact with others who have taken on the task. Several members have made it a regular habit of promoting meetings in their area.

Upcoming Regional Meetings

PNC³ Board of Directors Meeting

The Board of Directors will meet at 9:00 AM sharp at the Hartford Convention Center, Saturday morning, August 16th 2008. The meeting is open to all PNC³ members.

Annual Membership Meeting

Saturday, August 16, 2008, at the Hartford Convention Center in downtown Hartford, Conn., during the American Philatelic Society Stamp Show. It will start at 1:00 PM. Details about the room location will be posted as we learn it from the APS. This is our official annual membership/business meeting. We will include time for showing of new and/or unusual finds, plus trading and selling. All are welcome.

There is no charge for announcements in this column. Please submit to Editor 3 months prior to meeting date.

Display Advertising Rates

Full Page	\$ 49.00
Two Thirds Page	\$ 37.00
Half Page	\$ 28.00
Third Page	\$ 20.00
Quarter Page	\$ 15.00
Sixth Page	\$ 11.00
Eighth Page	\$ 8.00
Color Ad Per Insertion	\$125.00