

# PNC<sup>3</sup>



[WWW.PNC3.ORG](http://WWW.PNC3.ORG)

# Coil Line

Journal of the Plate Number Coil Collectors Club – PNC<sup>3</sup>

American Philatelic Society Affiliate # 185

Vol. 22, No. 12


December 2009

Whole No. 258

## Selected Images from this Issue



▲ “Tagged” (25¢) Eagle mint rolls found... page 180



◀ New PNC#  
V333 found...  
page 177

▶ If a “bell” is at left,  
what’s at right?...  
page 177



◀ Misalignments  
on 44¢ Flags of  
our Nation...  
page 175

▶ Several “fat”  
lines found...  
page 181



**We Wish Everyone a Safe and Blessed Holiday Season!**



# Coil Line

*Journal of the Plate Number Coil Collectors Club*

Published by: **PNC<sup>3</sup>**

ISSN: 1931-5112

**Editor:** Ronald Blanks  
[coillineeditor@yahoo.com](mailto:coillineeditor@yahoo.com)

**Print Edition Mailings:** Brian and Cory Snippen  
[snippenb@comcast.net](mailto:snippenb@comcast.net)

**Electronic Edition Emails:** Frank Covey  
[ecoilline@macomb.com](mailto:ecoilline@macomb.com)

## Advertising Rates (one-time)

Full Page	\$ 100.00	Eighth Page	\$ 20.00
Half Page	\$ 80.00	Business Card	\$ 20.00
Third Page	\$ 65.00	Back Cover	Add \$ 50.00
Quarter Page	\$ 45.00	Inside Cover	Add \$ 25.00
Sixth Page	\$ 35.00	Color, full page	Add \$ 100.00

(For Color Ads, Electronic Version only, Add \$25.00)

A check or money order, made out to **PNC<sup>3</sup>**, must accompany camera ready ad. Advertising copy must be submitted by the 1st of the previous month prior to the publication date. Please send all copy to Ronald Blanks, Coil Line Editor, PO Box 9282, Chesapeake, VA 23321.

The Classified Ad rate is six cents a word per issue, with a minimum of \$3.00 per individual ad. (Two 50 word ads per year per member are available at no charge. There is a 10¢ a word charge for words over 50.)

All material, including articles submitted, will be edited and formatted for inclusion in **Coil Line**, and must be received by the 1st of the month prior to publication.

## Coil Line reserves the right to edit copy as necessary.

**Coil Line** is published monthly, and as a member benefit is included with paid up membership of \$12.00. Alternately, an electronic full color version of **Coil Line** is available worldwide with PNC<sup>3</sup> membership at \$12.00. Foreign dues rates are: North America (Canada and Mexico) \$17.00; Outside North America \$22.00. First Class Mail delivery in the United States is available for an additional \$6.00 yearly. Past issues of **Coil Line** are available at \$2.50 per copy. Quantities are limited.

All material is copyright 2009. All rights reserved. Material in this publication may be copied or reproduced with acknowledgment to **Coil Line**. Opinions expressed by the authors and writers are their own, and do not necessarily reflect those of the editor, publisher, or membership of the Plate Number Coil Collectors Club.

All correspondence, letters to the Editor, and advertising questions, should be sent to **Coil Line**, c/o Ronald Blanks, PO Box 9282, Chesapeake, VA 23321. Phone 757-465-8170; email [coillineeditor@yahoo.com](mailto:coillineeditor@yahoo.com).

## Mailers

The Incredible Bulk Mailing Co., Tualatin, OR, 97062; email: [incrediblebulk@comcast.net](mailto:incrediblebulk@comcast.net). Phone: (503) 810-7825. Mailed from Zip 97208 on or near November 30, 2009.

# PNC<sup>3</sup> Contacts



Scott #3683a PS4 Plate Number G1111

**PNC3 Web Site** [www.pnc3.org](http://www.pnc3.org)

Ron Maifeld, **Webmaster**  
email: [ron.maifeld@pnc3.org](mailto:ron.maifeld@pnc3.org)

Ronald Blanks, **Coil Line Editor**  
PO Box 9282  
Chesapeake, VA 23321-9282  
email: [coillineeditor@yahoo.com](mailto:coillineeditor@yahoo.com)

## Elected Officers

Ron Maifeld, **President**  
Post Office Box 54622  
Cincinnati, Ohio, 45254-0622  
email: [ron.maifeld@pnc3.org](mailto:ron.maifeld@pnc3.org)  
513-231-4208

Tom McFarland, **Vice President**  
Post Office Box 756  
Princeton Jct., NJ, 08550-0756  
email: [philatomic@verizon.net](mailto:philatomic@verizon.net)  
609-275-6323

Dan Farrar, **Secretary**  
3386 Excalibur Circle NW  
Canton, Ohio, 44708-1143  
email: [farrard2@sssnet.com](mailto:farrard2@sssnet.com)  
330-477-6913

Harvey Wales, **Treasurer**  
13 Birmingham Place  
Vernon Hills, IL, 60061-2103  
email: [hwales16@aol.com](mailto:hwales16@aol.com)  
847-367-2629

Frank Covey, **Past President**  
16 Grandview Drive  
Macomb, IL, 61455-9705  
email: [cquail@macomb.com](mailto:cquail@macomb.com)  
309-837-5218

Todd R. Uebele, Sr., **At Large**  
1667 Wolf Road  
Iron Station, NC, 28080-9418  
email: [TRU120542@aol.com](mailto:TRU120542@aol.com)  
704-735-5484

Edward Wigger, **At Large**  
1123 Baldwin Street  
Mechanicsburg, PA, 17055-3935  
717-697-0255

# President's Message

## ***FROM THE PRESIDENT . . .***

### **We Need Candidates for Officers**

Elections for officers of our club will be held this coming year. We are in urgent need of members to step forward and volunteer to run for a leadership position in our club. Please contact our election chairman, Gene Trinks, and he will be happy to fill you in on the details of what is involved. Gene can be reached at 16415 W. Desert Wren Ct., Surprise, AZ 85374, 623-322-4619, or by email at [gctrinks@cox.net](mailto:gctrinks@cox.net).

### **Our 'New' Coil Line Editor**

The backbone of the Plate Number Coil Collectors Club is its communication with the membership, and we, the officers, rely on *Coil Line* to accomplish that task. I'm very thankful for the yeoman job that Ron Blanks has done in the past year since taking over the reins as editor.

I'm very happy with the quality of *Coil Line* and the work that everyone does to get it out to the membership on time every month. A listing of those who contribute on a regular basis is posted in *Coil Line* each month.

### **SESCAL Regional Meeting**

In October, I went to California to visit family and used that opportunity to attend the PNC<sup>3</sup> Regional meeting at the SESCAL Show in Los Angeles. I'd like to thank John Himes who stepped in as the facilitator of the meeting for Jack Wasserman, who was in the hospital.

There were about 10 members and one guest present and lively conversation on a number of current concerns relating to plate number coil collecting.

Several people, including John Himes, Dave Cobb and yours truly provided door prizes. Thanks to everyone for attending.

### **One Last Dues Reminder**

If you still have not paid your 2010 dues, you only have the rest of December to pay before being charged with a late fee. A dues renewal form was included in the November issue of *Coil Line*. You might want to consider changing to the electronic color version of *Coil Line* when you renew. We are offering a three year electronic membership for \$30.00, which is a savings of \$2.00 per year on your dues. It will ease the load of the Secretary considerably if you give this matter your immediate attention.

### **Merry Christmas and Seasons Greetings**


I'd like to take this opportunity to wish everyone a very Merry Christmas and Happy Holidays from myself and all the officers of the Plate Number Coil Collectors Club.

– Ron Maifeld

### ***StampToons***

***Tom Babb***

**Time for holidays, time to consider volunteering to run for a club office, time to renew my club membership... it's the busiest time of year, alright!**



# Regional Meetings

## *Upcoming regional meetings ...*

### Sarasota, FL February 6, 2010

Welcome to warm, sunny Florida! A PNC<sup>3</sup> Regional Meeting is scheduled for 10 a.m. Saturday February 6, 2010 in the North Balcony of the Sarasota Municipal Auditorium, 801 N Tamiami Trail, Sarasota, FL during the Sarasota National Stamp Exhibition, February 5-7, 2010. For more details, contact Sy Bricker, Chairman (941) 907-6604 or Fred Sener by e-mail at [FSEN213@aol.com](mailto:FSEN213@aol.com).

### Aripex 2010, Mesa AZ February 13

A Regional Meeting of the Plate Number Coil Collectors Club will be held at the Aripex 2010 show on Saturday, February 13, 2010. The show is held in at the Mesa Convention Center, 201 N. Center St, Mesa, AZ (10 a.m. to 6 p.m. Friday and Saturday, 10 a.m. to 4 p.m. Sunday). The meeting is scheduled to take place at 1 p.m. to 3 p.m., in a room to be announced at the show. The club will have a table in the lobby to welcome members and supply club information to interested persons.

Information on the show and directions to the convention center are available online at <http://www.aripexonline.com>, the show website. Further information is also available from Gene Trinks, who is hosting the event. Contact Gene at 16415 W Desert Wren Ct, Surprise, AZ 85374.

### Cleveland, OH March 19-21, 2010

You are invited to make plans to attend the PNC<sup>3</sup> Regional meeting during the 121st "March Party", sponsored by the Garfield-Perry Stamp Club, which will be held March 19-21, 2010 at the Masonic Auditorium in Cleveland, Ohio.

(Date, time, room number and further information will be announced at a later date.) The meeting will be hosted by Frank Nemeth and officers of Garfield-Perry. This will be a great time to socialize with fellow PNC<sup>3</sup>ers in Cleveland, "The best location in the Nation."

### Plymouth, MI April 24, 2010

A Great Lakes-area Regional Meeting of the PNC<sup>3</sup> is planned for Saturday, April 24, 2010, from 11:00 a.m. until 1:00 p.m. It will be held at the Central Middle School, 650 Church St, Plymouth, Michigan 48170. This is the site for the Plymouth Stamp Show, to be held April 24 and 25 (hours not yet posted). President Ron Maifeld will host this meeting, which will include time for sharing new finds, trading and selling. For more information, reach Ron Maifeld via information given on page 172.

### Want to Sponsor a Regional Meeting?

Contact Tony Bruno for suggestions. He can put you in contact with others who have taken on the task. Several members have made it a regular habit of promoting meetings in their area.

### Regional Meeting Chairman

Tony Bruno, PO Box 624, East Lyme, CT 06333-0624; email, [tbbee@aol.com](mailto:tbbee@aol.com).

There is no charge for announcements in this column. Please submit to Editor three months prior to the meeting date. Thank you.



### **Attention, Phosphor-Tagging Enthusiasts**

The Sennett 37¢ Flag affixer-coil version is known with surface-phosphored paper with smooth appearance (Scott 3632C) and uneven appearance (Scott 3632Cd). Please check all of your copies, whether mint, used, or on-cover and see if any variant besides these two types can be found. The editor will share more details after independent review.

## Readers' Forum . . .

**About the split 5s** on 32¢ Flag over Porch (Scott 2915A), it is exciting that two more are in collector hands now. However, the story in last month's issue of their simultaneous discovery as very long strips at a regional show in North Carolina seems a bit fishy to me. In one case, the strip of 43 came from a discount postage lot where apparently only a partial roll existed. The finder had a left straightedge "5555" single that came from the first stamp in the roll. It seems strange that the partial roll was from the front of the roll. One might expect that whoever originally had the stamps would have used the front part first.


And two long strips at one show of an item that we've been looking for, for more than a decade – give me a break. I speculate that these two long strips came from the same roll (a comparison of them could shed some light on that). Further, the possibility exists that the remaining two PS5s will surface in due time. It's even possible that several more rolls are out there.

- Bob Rabinowitz #265


**In "Stamp Processing at Unique Binders"** (by Doug Iams, October *Coil Line*), someone told about rolls of a Flags of our Nation set with a die-cut misalignment that wasn't consistent through the roll. I found a stick of two rolls of the third set (2009 44¢) of note, from a Clarksburg PA post office. One of the rolls has a misalignment near the bottom of the vertical die cuts that is consistent on all fifty stamps (see pictures, next column). Another die-cutting shift on both rolls moved the separator part (between rows) downward along the sides (at top). Interesting also is that the starter strip splice [between label and first stamp] is "clear" for both rolls (see example below).

- Thomas Harley, Sr. #1997

[Editor's note: Mr. Harley also sent stamps from other positions of the misaligned roll, affixed separately on a black background to show the misaligned die cuts across the roll. (45<sup>th</sup> stamp is shown below, beneath the 1<sup>st</sup> stamp; below these are closeups of the 4<sup>th</sup> and 45<sup>th</sup> stamps' misaligned areas.)]



**Closeups of lower left (left) and right (right) misaligned die-cut sides of 4<sup>th</sup> stamp (Maryland) and 45<sup>th</sup> stamp (Massachusetts) from a 44¢ roll of 50.**



(more Readers' Forum, page 177)



**Start of a roll of the third Flags of our Nation set, with clear plastic splice between the label and stamps.**

# Editor's Message

## FROM THE EDITOR . . .

No, the PNC<sup>3</sup> did not lose its American Philatelic Society affiliation last month. I accidentally hid the affiliation reference on the November *Coil Line's* front cover when adjusting the graphics. Ron Maifeld caught the error in time for the electronic version and restored it. But the printer was already working with the press files by then, so the printed version's cover lacked the mention.

This issue completes my first year as editor of *Coil Line*, and it has been a most interesting and challenging experience. I thank all of the team members who contribute material or help produce the publication month-in and month-out. I also appreciate the patience of the readership who have endured the occasional missteps and the inevitable glitches that still seem to appear "in print" despite our best efforts. Most importantly, I thank the club members who take the time to write and share interesting plate number coils or raise questions.

*Coil Line* is first and foremost the club's chief means of communicating among members the developments in our hobby specialty area. Many readers do not use the Internet and rely on this printed

source. You are always welcome to share unusual items, offer feedback, and suggest articles to be considered for future issues.

Without reader input, our contributing writers of regular or occasional columns will come up with topics they think are of club interest. But without hearing from you, we will not have the guidance to choose the best "mix" of content for *Coil Line* over time. For example, are we covering older PNCs adequately? Are newcomers to the club finding (to a frustrating degree) terms going undefined or more questions going unanswered? We realize each issue will not necessarily speak adequately to each and every member. But it is important and helpful to learn what is on your mind regarding the hobby and the club.

Speaking of participation, readers who are close enough to one of the club's regional meetings are encouraged to attend. You do not have to be a member of the club to show up at these gatherings, which are usually held in conjunction with a stamp show. Nonmembers can ask questions, see material and club publications, and decide if the club is for them. As for members attending, I have been remiss in not bringing up a request for the benefit of *Coil Line*: We should have a report from every meeting, so the rest of the club can be kept informed. Thanks! – Ron Blanks

# Coil Line

PO Box 9282, Chesapeake, VA 23321 Phone: 757-465-8170

E-mail [coillineeditor@yahoo.com](mailto:coillineeditor@yahoo.com)

Web Site [www.pnc3.org](http://www.pnc3.org)

## The Journal of the Plate Number Coil Collectors Club

### Editor

Ronald Blanks

### Associate Editor (electronic version)

Ron Maifeld

### Senior Consultant

Gene Trinks

### Advertising

Ron J. Kramer

### Subscriptions

Dan Farrar

### Proof Readers

Ron Archer  
Joe Chinnici  
John Himes

### Distribution (bulk mailing)

Brian Snippen  
Cory Snippen

### Distribution (electronic)

Frank Covey

### Staff Writers

Ron Archer  
Frank Covey  
Doug Iams  
Gene Trinks  
Rob Washburn

### Contributing Writers

Dan Kauffman  
Alan Thomson  
Todd R. Uebele, Sr.  
Wayne Youngblood

### Graphics

Ron Maifeld

### Cartoonists

Thomas Babb  
Dan Kauffman

### Auctions

Joe Sedivy

### Printing

Tonia Holowetzki

### Webmaster

Ron Maifeld

# ... Readers' Forum ...



**Today (October 29)]** I received mail from a local source with what I believe to be a new PNC, V333 on the (10¢) Banner Presorted Standard mail stamp. A scan of the cover is attached [shown above with inset of “V333” closeup].

- Gary Wulfsberg #1302

has a full bell “valley” on the left side, but no bell-shaped “peak” on the right side like the typical one. Does the absence of a bell “peak” mean that the second coil is not a “bell” die cut? I usually look at the “valley” side for a bell and not the “peak” side.

- Thomas Harley, Sr. #1997

**I found “bell” die cuts** on two Avery 41¢ Flag coils on cover, but one seems odd. One cover has the typical die cut shapes of what a “bell” should look like [see closeups next]. The other coil


[*Editor’s note:* I added high contrast to the closeup pictures, which darkened the stamp edges to various extents against the envelope papers. When I showed this question to Frank Covey, he replied,

“What you have on the second example is a “dramatic die cut shift”. The bell in the lower left corner is a good bell example, while the outline of the bell image on the right corner is poor. This same shift occurs at the top of the stamp, too.


“I am planning an article on the dramatic die cut shifts that occur on the Avery stamps that will have good images of stamp pairs that illustrate the shift.

Of course, the PNC<sup>3</sup> Avery Die Cut Varieties publication [listed in the March Coil Line’s Catalog Offerings] also shows these in some detail.”

Notice how the left-side valley and the right-side peak in the top closeups are aligned, but not so in the bottom closeups – this (please see page 178)



**Bell shape at lower left (upside down) and right sides of an Avery 41¢ Flag coil on-cover.**



**Typical bell shape only at lower-left side of a second Avery 41¢ Flag coil, missing bell on right side.**




## ... Readers' Forum ...

(from page 177)

is an indication that an unintended die-cutting shift occurred between the left side of the stamp and its right side. It should be pointed out that the word "dramatic" in this variant's name is not a reflection of the *extent* of the shift (i.e., how it looks). Sometimes the extent is very small, as in Mr. Harley's example, *if one assumes the "bell" shape on the left side resulted from a separate misalignment of row slicing*. (Die cutting normally aligns the bell shape areas [between serpentine sections on many Avery rolls-of-100 issues] right between stamp rows, so row slitting cuts across them in the middle).

What if the right side die cut was the "normal" alignment, and the left side was the shifted die cut, exposing the "bell"? Then, this die cut shift "looks" dramatic, too, but in respect to "seeing" a bell (left) instead of "missing" a bell (right). From only one stamp, what actually happened is conjecture.

One of the earliest examples of a dramatic die cut shift shown in *Coil Line* was in Doug Iams' "This and That" column in the August 2004 issue. Since the shift is more extensive than the one on page 177, its closeups from an Avery 23¢ George Washington coil (Scott 3617) are reproduced here to clarify this topic. (I digitally manipulated the image to better show the die cutting, below.)



Top left and right corners of a 23¢ Geo. Washington in a plate strip of 7, showing displacement of die cuts in relation to each side. (Arrow shows where right side cut should start.)

Under the heading "Abrupt Shift", here is how Doug described the shift five years ago, which still explains it well:

"The images above are from the left and right sides of a single 23¢ George Washington stamp

in a V35 PS7. The left side of the stamp has a normal VP die cut while the right side has the VP die cut shifted down... The shift reveals the full separator plus part of the bottom valley from the PV row above it. The combination of the separator plus the bottom valley from the row above and the top valley from this row form the shape that has variously been named the short peak, the knoll, and the mesa."


Another example concludes this Forum response, this one to show how a dramatic die cut shift can occur and yet not involve any row-separator shapes like bells and knolls. Frank Covey showed in "Catalog Corner" from the January 2008 issue a 41¢ Flag with a VP left side die cut, and a misaligned right side die cut (below). (Notice how a "normal" copy of the same issue shown alongside has its die-cut sides aligned in contrast.) This is perhaps the most subtle example we've shown, yet it is as dramatic as the others in the sense that it is entirely unexpected and unusual. — Ron Blanks



41¢ Flag coils from Avery (Scott 4188): A subtle example of dramatic die cut shift (left stamp), and a normally die-cut stamp (right). Notice how each stamp's two sides align with each other.

StampToons

Tom Babb



# Reporting the Rarities

by Gene Trinks

I am pleased to say that reports of new finds have picked up somewhat from the summer months. One of the more notable finds is of a 32¢ Flag over Porch rarity, a used PNC# 13231A with 10/10 Valley/Peak (VP) die cut. I haven't had an update to ANY of the FOP rarities in more than a year. This example was found hiding among duplicates in a large FOP holding. This shows that it can pay off to review your duplicates!

All of the other reports are of used singles also. A new PNC<sup>3</sup> member reported a copy of the (10¢) Atlas V21113, raising the reported total to four copies, and he also reported Atlas V13222 and the elusive Avery (5¢) Mountain V333343 with round-corner die cut, bringing the total for that one to five copies. A couple of really rare finds! I also have reports of another copy of the BEP (5¢) Mountain #1111, and the BEP (25¢) Diner #22211 with rounded-transition die cut [the vertical die cut transitions from any corner to the first peak or valley in a rounded shape (also known as "round shoulder"), in contrast to an almost-right-angled shape more commonly found (also known as "square shoulder")]. Great news all around. (Note: At the present pace of finds, the next report is scheduled for the March 2010 issue.)



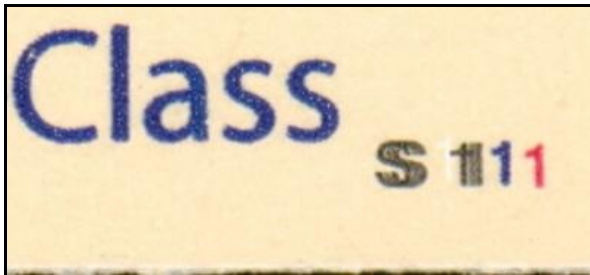
I wonder when the folks at Scott are going to recognize that these die varieties are truly rare and worthy of listing?

The revised list therefore stands as follows:

PNC Issue	PNC ID	Scott No.	Mint Single	Mint P/S 5	Used Single	On Cover
32¢ Flag over Porch ('Famous Five')						
66666 10/11 die	1996-8.221	2915A	--	--	20	2
66666 12/11 die	1996-8.241	2915C	--	--	4	2
78777 10/10 die	1996-8.211	2915A	--	8	68	5
88888 11/12 die	1996-8.252	2915C	--	--	4	--
13231A 10/10 VP die	1996-8.212	2915A	6	8	54	14
(5¢) Avery Mountain V333342 13L/12R die	1996-10.211	2904A	--	--	21	3
V333343 round corner die	1996-10.211	2904A	--	--	5	--
(5¢) BEP Mountain #1111 9/10 die	1997-1.22	2904B	2	4	16	2
(25¢) Diner #22211 round shoulder die	1998-7.21	3208A	--	--	92	7
(10¢) Green Bike #444 square shoulder die	1998-4.22	3228	--	--	30	4
(10¢) Egl&Shld STD#11111 rnd shoulder die	1998-15.1111	3271	1	6	12	4
(10¢) Atlas V13222	2003-9	3770	--	--	54	2
V21113	2003-9	3770	--	--	4	--
V21211 tagged	2003-9	3770	--	--	2	1
37¢ Snowy Egret V2121 VP die	2003-8	3829	--	--	25	1
V2121 PV die	2003-8	3829	--	--	1	--
V3211 VP die	2003-8	3829	--	--	44	3
V3211 PV die	2003-8	3829	--	--	7	2

If you have a new find to report, please send a report to me at 16415 W. Desert Wren Ct., Surprise, AZ 85374. My e-mail address is [gctrinks@cox.net](mailto:gctrinks@cox.net). Send a scan too, if you have the capability. Many thanks to all members who have reported in the past. Keep up the good work!

## Ghosting



Pictured above is the best used example I have seen involving ghosting of the black on this issue. It shows a very clear doubling. It was found by Sonny Starks and the image is courtesy of Robert Thompson.



Scott Adams sent in a mint plate strip of the Sennett version of the nondenominated (41¢) Flag (Scott 4131) that shows ghost *tripling* of the black. The two ghost images overlap, so it looks like just doubling to the naked eye. All black parts of the design are affected on all stamps in the strip. Closeups of the plate number and year date are shown above (the year date might not reproduce well in the printed version of *Coil Line* – with apology in advance).

The micro-printed USPS (not shown here) was rendered unreadable. This is the first mint example I am aware of. The strip was found by dealer Al Haake who then checked his stock and did not find any other examples. So it is unclear if this was the only such strip in a roll, or if he might have sent out some others unnoticed to his customers. If you purchased a strip from him, you might want to check yours for this ghosting.

To show that the ghosting known for this issue is not restricted to the black, an image from January 2009's *Coil Line* is repeated here. It shows a ghost *quadrupling* of the blue on a used example found by Bob Murrin.

The cause of these ghosts has not been explained. (please see next page)



## Mint “Tagged” Eagles

Mint rolls of the self-adhesive Presorted First-Class (25¢) Eagles with the 2003 year date and plate number S3333333 have been found on apparently tagged paper. Al Haake was the first person to report finding them. Used examples on very weakly tagged paper were found years ago, with an uneven luminescent appearance like that also found on some (5¢) Seacoast and (10¢) Lions self-adhesives, all from Sennett.


In November 2008, *Linn's Stamp News* reported on a “lightly tagged” example on cover that might match these new ones. Because of the heavy inking in the design, the tagging (which appears smooth) is only visible in the border of the stamps. It is weaker than normal tagging, but brighter than the very weakly tagged (10¢) Lions, roughly on par with the Scott listed tagged (10¢) Eagle & Shield (2603a), and so they might get a listing in the Scott catalog.

## Imperf Panthers



There have been a couple of finds of imperforate rolls of the 26¢ Panther. On the larger of the finds, the stamps all show heavy inking that is also slightly misregistered. The image at the bottom left of the page shows an example of this, from an eBay auction item offered by David Andrews. A normal mint coil pair appears below the imperforate pair to show the extent of the misregistration and difference in color shades.

## Fat Lines



I recently found a plate strip of 5 (PS5) of the Sennett version of the 44¢ Flag with an unusual feature on it (left image, above). In the space between the first and second stamps (the 2L perf position), on the right side there is a normal-looking red and blue seam line, but then on the left side there is a very wide blue line. In addition, at the far left side of the wide blue line there is a faint red line.

The wide blue line reminds me of the wide yellow line that is on the heavily inked imperf 26¢ Panthers (center image above, darkened to make the yellow line more visible), and the yellowish tan semi-wide line I found on a 17¢ Bighorn Sheep PS5 (right image above, hard to see in black and white). Both of these are also at the 2L position.

Are these really what we know as seam lines? Past examples that I can recall seeing have all been narrow lines.

# Are (25¢) Eagles “Tagged”?

by Ron Blanks

As reported by several sources (e.g., Doug Iams in “This & That”, page 181), so-called phosphor-tagged (25¢) American Eagle coil rolls have been found. Observers have differed in their assessment of the “tagging” on them (Scott 3792-3801, “2003” year-date self-adhesive affixer coils – they are supplied spaced apart on liner backing larger than the stamps for use in lettershop affixing equipment).

First, some background. These presort coils are intended for mail that doesn’t need facing or postmarking. Thus, they aren’t supposed to have phosphor tagging used on “retail-priced” stamps like 44¢ Flags. (Most U.S. postage is phosphor-tagged for equipment to cancel mail.) Yet in 2005, collectors found some Eagle coils with a weak marbled or streaky glow in shortwave ultraviolet light (SW-UV) used to detect phosphor tags. In 2006 Doug Iams learned from Sennett Security Products (SSP), producer of (25¢) Eagle rolls, that for presort stamps they sometimes used “plain” paper contaminated with traces of phosphor (normally used in prephosphored paper intended for retail stamps). It was not their concern as long as the phosphorescent (afterglow) strength did not approach the U.S. Postal Service’s postmark-triggering level of normally tagged stamps.

Then in August 2008 I noticed a different kind of glow on a few (25¢) Eagles used on political mailings. Unlike the earlier streaky ones in 2005, these had a yellow-green smooth glow. However, the glow was fairly weak next to normally tagged stamps. They reminded me of a 3¢ Star coil variant that came to light in February 2004 amidst some initial confusion.

Widely reported wrongly as “tagged in error”, these 3¢ Stars (Scott 3615a) were purposely made

with phosphored paper and a UV-suppressing varnish applied on top. (They appear with a moderate, warm greenish-yellow solid glow under SW-UV). Interestingly, SSP had printed these with USPS permission on phosphored paper when they ran out of plain paper. The USPS required that SSP reduce these stamps’ “phosphor meter units” level sufficiently to avoid postal equipment detection. (Since 1991, a USPS policy avoids tagging stamps denominated below 10¢ to thwart their use in place of first-class rate stamps; this is in addition to not tagging presort coil stamps for similar reasons.)

You can predict the outcome after I asked the USPS to find out if SSP had again used phosphored paper for presort coils [e.g., the (25¢) Eagles], and if so, had they used a UV-suppressing overcoat as done for the 3¢ Star. I had learned nothing by the time Jay Bigalke reported in *Linn’s Stamp News* (November 17, 2008, p.16) another collector’s find of these “lightly tagged” Eagles on mail.

This brings us to current events, starting with the find of “tagged” Eagle mint rolls. The word “tagged” by itself means nothing to me, so I questioned sources of initial reports. Independently, Doug Iams wrote they were “weakly tagged”. Initially, postal clerk Donna Rajotte of the Providence, RI post office described mint rolls she obtained as “tagged”, but later stated they were “weakly tagged”.

Ron Archer responded, “Compared to the weak-tag [(10¢)] Lions, they are stronger. In some places the tagging is strong enough to peek through the heavy inking on the designs. The tagging is weak when placed against a full tagged strip like the [17¢] Bighorn but when laid next to an untagged strip the tagging is ‘strong’. Intermediate? Maybe it does have a laquer finish.”

(please see page 185)



Part of 10,000-stamp roll of (25¢) Eagles produced by Sennett, using paper appearing similar to, but weaker than, surface-phosphor paper with smooth luminescent effect (“2003” year date, PNC S3333333).

# PNC<sup>3</sup> AUCTION #41 RESULTS

by Joe Sedivy

Closing Date October 22, 2009 – We had 42 bidders in this auction, with 36 of them winning at least one lot. Of the 334 lots, 176 sold. This shows that over 50% of lots sold, which is average. I thank all consignors and bidders, as they are the members that make these club auctions work! Also, a big thanks to all who donated lots for this and future auctions; as you can see, all of these sold!

LOT	BID	LOT	BID	LOT	BID
1	\$50.00	96	\$4.00	170	\$12.00
5	\$6.00	98	\$5.50	172	\$5.50
6	\$15.00	99	\$8.00	173	\$6.00
7	\$25.00	100	\$5.00	174	\$15.00
9	\$5.00	103	\$4.00	175	\$3.00
10	\$8.00	104	\$5.00	176	\$3.50
11	\$6.00	110	\$6.00	177	\$4.00
16	\$11.00	114	\$1.00	178	\$7.00
17	\$5.00	115	\$4.50	179	\$4.00
24	\$24.00	116	\$6.50	184	\$7.00
25	\$1.25	118	\$4.00	192	\$25.00
27	\$2.00	119	\$8.00	195	\$8.00
30	\$5.00	120	\$8.00	197	\$10.00
31	\$1.00	121	\$2.25	198	\$13.00
36	\$11.00	127	\$21.00	199	\$4.00
39	\$1.00	128	\$14.00	200	\$25.00
44	\$16.00	129	\$5.00	201	\$1.50
48	\$10.00	133	\$10.00	211	\$175.00
50	\$6.00	134	\$150.00	216	\$24.00
51	\$1.25	135	\$12.00	218	\$24.00
60	\$18.00	137	\$7.00	221	\$6.00
61	\$12.00	139	\$3.00	225	\$4.00
62	\$10.00	140	\$6.00	226	\$7.00
65	\$12.00	141	\$5.00	227	\$6.50
67	\$12.00	142	\$3.00	231	\$5.00
70	\$3.00	143	\$3.50	232	\$3.25
71	\$8.00	145	\$2.25	234	\$15.00
72	\$15.00	146	\$6.50	235	\$14.00
74	\$12.00	147	\$4.00	236	\$20.00
75	\$12.00	149	\$8.00	237	\$25.00
76	\$8.00	150	\$10.00	238	\$9.00
77	\$8.00	153	\$7.00	239	\$5.00
78	\$15.00	154	\$5.00	240	\$22.00
79	\$15.00	159	\$8.00	242	\$7.00
80	\$18.00	163	\$12.00	246	\$75.00
85	\$6.00	165	\$8.00	247	\$2.00
89	\$23.00	166	\$5.00	248	\$10.00
91	\$6.00	167	\$4.00	249	\$3.00
92	\$14.00	168	\$10.00	252	\$12.00
93	\$5.00	169	\$4.00	253	\$9.00

LOT	BID	LOT	BID	LOT	BID
254	\$10.00	277	\$3.00	303	\$4.00
255	\$10.00	278	\$20.00	307	\$25.00
256	\$5.00	279	\$6.00	309	\$20.00
257	\$6.00	280	\$8.00	311	\$10.00
258	\$3.00	285	\$420.00	312	\$8.00
259	\$3.00	286	\$4.00	313	\$320.00
260	\$4.00	287	\$5.00	315	\$24.00
262	\$9.00	289	\$9.00	324	\$1.25
263	\$22.00	291	\$6.00	325	\$2.50
265	\$4.00	292	\$4.00	326	\$2.00
266	\$160.00	293	\$4.00	327	\$2.00
267	\$3.00	294	\$3.00	328	\$2.00
268	\$4.00	295	\$4.00	329	\$3.00
269	\$5.00	296	\$3.00	330	\$5.00
270	\$7.00	297	\$2.00	331	\$8.00
271	\$6.00	298	\$1.00	332	\$9.00
273	\$8.00	299	\$12.00	333	\$5.00
274	\$8.00	300	\$3.00	334	\$10.00
276	\$8.00	301	\$5.00		

## Sources for Weakly Tagged (25¢) Eagles

For benefit of those who do not use the Internet, here are sources known to have inventory of the (25¢) Eagle coils discussed in this issue (pages 180, 182). Postal addresses and phone numbers are included. Interested readers should contact these suppliers directly for more details.

Al Haake (dealer), PO Box 290,  
Germantown, IL 62245-0290 Ph: (618) 523-4716

Bob Rabinowitz (dealer), 37 Stanwick Pl,  
Stamford CT 06905 Ph: (203) 325-2312  
[rabincoils@aol.com](mailto:rabincoils@aol.com)

Donna Rajotte, Philatelic Clerk  
24 Corliss St, Providence, RI 02904-9713  
Ph: (401) 276-3900 Ext. 4049  
[rhode.p.istamps@usps.gov](mailto:rhode.p.istamps@usps.gov)

**Planning Alert – Lots for next auction needed by Jan. 20, 2010; consignment sheet coming next issue.**

# Current Plate Numbers, Roll Sizes, Tagging & Die Cuts

## === KEY ===

**Roll Size:** E = 50, A = 100, B = 500, C = 3000, D = 10,000

### ► NEW NUMBER OR VARIETY \*\*\* DATA IS TENTATIVE

[xx] - plate number interval  
BK - Block Tag  
EP - Embedded Phosphor  
SP-S - Surface Phosphor, Smooth appearance  
SP-U - Surface Phosphor, Uneven or grainy appearance  
OA - Overall Tag  
un - untagged

Water-Activated (WA) if shaded; otherwise, Self-Adhesive (SA).

Plate number intervals are shown in brackets [ ] following the plate number(s) and roll size(s), followed by die-cut types on self-adhesive stamps:

PV = Peak/Valley VP = Valley/Peak  
PP = Peak/Peak S = Serpentine Die Cuts with no transition.  
Tagging is listed within ( ). Note some #s have varieties.

### PRINTER PLATE NUMBER PREFIX LETTERS

A - American Bank Note	P - Ashton Potter
B - Banknote Corp. of America	S - Sennett Security Prod.
G - Guilford Gravure	V - Avery-Dennison
M - 3M	None - BEP

### 1¢ LAMP 2003 (un)

#S11111 C [14]

### 1¢ LAMP 2008 (un)

#S11111 C, D [31]

### 3¢ STAR (un, SP-S)

#S111 D [14]

### 3¢ SILVER COFFEE

#### POT (un)

#S1111 D [14]

### 4¢ CHAIR (un)

#S1111 D [14]

### 5¢ TOLEWARE (un)

#S1111111 D [14]

### 10¢ CLOCK 2006 (un)

#S1111 D [14]

### 10¢ CLOCK 2008 (SP-S)

#S1111 D [31]

### 17¢ SHEEP

#### (SP-U, SP-S)

S11111111 A [31] VP

### 26¢ PANTHER

#### (SP-S, SP-U)

S1111 A [31] VP

### 27¢ TROPICAL FRUIT

#### (SP-S)

#V1111111 A [40] VP, PV

### 28¢ POLAR BEAR (SP-S)

#V111111 A [20] VP, PV

### 44¢ FLAG (SP-S)

#V1111 A [20] VP, PV

### 44¢ FLAG (SP-S)

#S111 A [31] VP

### 44¢ FLAG (SP-S)

#P1111 A [31] VP

### 44¢ FLAG (SP-S)

#S111 C [31]

### 44¢ FLAG (OA)

#### Rounded Corners

#V1111 C, D [16] VP

### 44¢ FLAGS OF OUR

#### NATION (SP-S)

#S111111111 E [10] PV  
(Set 3)

### (5¢) SEA COAST

#B111 D [20] (SP-S) VP  
#P1111 D [22] (un) S  
#P2222 C, D [27] (un) S  
#P2222 D [27] (un, SP-S) S  
#P3333 D [27] (un) S  
#P4444 D [27] (un) S  
#P5555 D [27] (un) S  
#P6666 D [27] (un) S  
#P7777 C, D [27] (un) S  
#P8888 D [27] (un) S  
#P9999 C, D [27] (un) S  
#S1111 D [20] (un) S

### (5¢) SEA COAST (un)

#B111 B, D [10]  
#S1111 C (Lum. Ink) [14]  
#S1111 D (Lum. Ink) [14]  
#S11111 B [31]

### 42¢ FLAGS 24/7 (SP-S)

#P1111 A [16] VP

### 42¢ FLAGS 24/7 (SP-S)

#S1111 A [16] PV

### 42¢ FLAGS 24/7 (SP-S)

#V1111 A [20] VP, PV  
#V2222 A [20] VP, PV

### 42¢ FLAGS 24/7 (SP-S)

#### Rounded Corners

#V1111 C, D [8] VP  
#V2222 C, D [8] VP

### 42¢ FLAGS 24/7 (SP-S)

#S1111111 C [12/16 alternating]

### 42¢ FLAGS OF OUR

#### NATION (SP-S)

#S111111111 E [10] PV (Set 1)  
#S111111111 E [10] PV (Set 2)

### (10¢) ATLAS (un)

#B1111 D [20] VP, PV  
#V11111 D [10] VP  
#V11222 D [10] VP  
#V12111 D [10] VP  
#V12222 C, D [10] VP  
#V13222 ? [10] VP  
#V21111 D [10] VP  
#V21113 ? [10] VP  
#V21211 C, D [10] VP  
#V22111 D [10] VP  
#V22112 D [10] VP  
#V22211 C [10] VP  
#V22222 D [10] VP  
#V23113 D [10] VP  
#V32332 D [10] VP  
#V33332 D [10] VP  
#V33333 D [10] VP

### (10¢) LION (un)

#S11111 B, C [14]

### (10¢) BANNER (un)

#S111 D [27] PP  
#S111 B [31]  
#V111 C, D [10] VP  
#V222 C, D [10] VP  
► #V333 ? [10] VP

### (25¢) DINER (un)

#S11111 D [14]

### (25¢) EAGLE (SA) (un)

#S1111111 D (2003) [20] S  
#S2222222 D [20] S  
#S3333333 C, D [20] S  
#S3333333 D [20] S, Tag SP-S  
#S1111111 C (2005) [20] S

### (25¢) EAGLE (un)

#S1111111 C [10]

? = known used only

**New: #V333** is now known for the **(10¢) Banner**, so far on-cover only. Also, the **(25¢) Eagle Self-Adhesive 10k coil**, plate S33333333, is now known with smooth tagging#. This coil has no black line on the liner.

'KEY' box was updated Dec. 2008 with phosphor tagging terms finalized at specialists' meeting (APS StampShow, Hartford Aug '08):

**EP** for stamps with Embedded Phosphor, and **SP** for Surface Phosphor stamps. SP stamps have an additional qualifier letter: '-U' for Uneven and/or Grainy, or '-S' for Smooth appearance.

Ashton Potter's SA Sea Coast P2222 was die cut with two different mats. One is serpentine cut on all four sides; the other has serpentine cuts only on the sides.

In printing the Sea Coast with cylinders P2222 through P9999, AP changed the cylinder size from that used to print P1111. Thus, the plate number intervals changed from 22 to 27. P3333 through P9999 have a small date and color order of BCMY. # -- weak phosphor tagging, in the opinion of some.

## Classified Ads

**PNC USED SINGLES**, used strips, MNH PS/5s. Great prices! Guaranteed quality! No hassles! Please send large SASE for details to John Himes, PO Box 453, Cypress, CA 90630 - 0453, or please visit my web site at <http://www.angelfire.com/ca5/HimesPNCs> or email me at [johnwhimes@yahoo.com](mailto:johnwhimes@yahoo.com). Member 957

**NEW E-BOOK**, "Field Guide to Postal Uses of the Americana Series", 304 8-1/2x11 pages, color throughout, 185 figures, 19 indepth stories, \$18 postpaid (USA) on CD. Inquire for table contents, online demo. Ron Blanks, PO Box 9282, Chesapeake VA 23321. [rblanks\\_stamps@yahoo.com](mailto:rblanks_stamps@yahoo.com). Member 2119 (Editor's note: E-mail address corrected from last issue, with apology.)

**CLASSIFIED AD** rates are 6¢ per word, with a minimum cost of \$3.00 per insertion.

**PNC<sup>3</sup> members** are entitled to two free 50-word ads per year. (There is a 10¢ charge for each word over 50 with free ads.) Contact the editor to place an ad.

### Display Advertising Rates PNC<sup>3</sup> Coil Line

• Full Page	\$ 100.00
• Half Page	\$ 80.00
• Third Page	\$ 65.00
• Quarter Page	\$ 45.00
• Sixth Page	\$ 35.00
• Eighth Page	\$ 20.00
• Back Cover	Add \$ 50.00
• Inside Cover	Add \$ 25.00
• Color Ad	Add \$ 100.00
• Color Ad - Electronic Version	Add \$ 25.00

(Discounts available for multiple insertions.)

### *Did you know...*

Street addresses (and names as needed) visible on mail shown in *Coil Line* are digitally modified to imaginary versions. Even the postal barcodes are changed to still look realistic, but protect others' privacy. An example is shown on page 177.

## Are (25¢) Eagles "Tagged"?

(from page 167)

Ron Maifeld replied after seeing strips from two sources, "Both are solid tagging around the outside border and have a strong glow under shortwave UV light. I certainly would not call them weak or contaminated." Ron also decided to add this variant to the Roll Size chart in this issue. I do not agree they should be added, any more than the previous weakly tagged Sennett examples should be.

It was now apparent that my few (25¢) Eagle examples on 2008 mailings were not sufficient for me to judge further, so I ordered a mint strip and prepared test mailings to see if enough phosphors were present to trigger postal machinery. In fact, I arranged tests in two separate postal plants (Richmond and Hampton Roads, VA) for good measure. While waiting for the results, I noted that under my SW-UV, if one assigns "100%" to the glow of a 44¢ Flag stamp, my 3¢ Star coils appeared to glow at about 50% strength, and the mint Eagles at about half of that (25% of normal).



This image shows part of a #10 envelope and a result typical of the tests. The cancel was hand-applied in the Richmond, VA postal plant. With phosphors present only on (25¢) Eagles, these stamps were not phosphor-tagged so as to activate the facer-canceler system. An upcoming *Coil Line* issue will present details of the tests and the methodology used.

# Membership Update

Names of applicants are published for members to review. Any member who questions the suitability of a prospective member should contact the chairperson of the Membership Committee, Robert E Thompson, 12431 Golden Thistle, Houston, TX 77058-1225 with the objection.

## New Applicants

Ann Dunkin (2149)  
18302 SE 39<sup>th</sup> Way  
Vancouver, WA 98683  
(310) 896-0459 (day & evening)  
[ann.dunkin@gmail.com](mailto:ann.dunkin@gmail.com)

**(The committee will recommend  
for or against membership.)**

Previous Membership Count	805
<u>New Members</u>	<u>1</u>
New Membership Count	806



## Address Changing?



Change of Address forms and membership applications are available from Daniel Farrar, Secretary, 3386 Excalibur Cir NW, Canton OH 44708-1143. Email: [farrard2@sssnet.com](mailto:farrard2@sssnet.com). Both forms are also on our website at: [www.pnc3.org](http://www.pnc3.org).

## *Coil Topics Index this issue...*

32¢ FOP 'Split 5s' feedback.....	175
44¢ Flags of our Nation die cut shifts.....	175
(10¢) Banner (Avery) new PNC# cover.....	177
41¢ Flag (Avery roll/100) dramatic die cuts....	177, 178
23¢ Geo. Washington (Avery) dramatic die cut.....	178
PNC Rarities census chart.....	179
(41¢) Flag "ghosting".....	180
(25¢) Eagles "tagged".....	181, 182
26¢ Panther imperforate.....	181
44¢ Flag (Sennett), 26¢ Panther, 17¢ Bighorn Sheep "wide" seam-like lines.....	181

## Mailing List Available

**Rental of the club mailing list is available upon request. A one-time usage fee of \$50.00 includes preprinted address labels. Contact Dan Farrar, Secretary by email: [farrard2@sssnet.com](mailto:farrard2@sssnet.com)**

## Address Changes

Gilbert W Mattox (499)  
29946 Fernleaf Dr  
Menifee, CA 92584  
(951) 672-8019 (day & evening)  
[gmttx@verizon.net](mailto:gmttx@verizon.net)

Arthur K Graham (1603)  
1152 Marigold Cir  
Rockford, IL 61107  
[arthur.k.graham@comcast.net](mailto:arthur.k.graham@comcast.net)

Don Mackintosh (1772)  
11419 Huntsman Dr  
Manassas, VA 20112-2762  
(571) 379-8853 (day)

Mark Hanson (2081)  
421 Olohana St #1203  
Honolulu, HI 96815

William Buchanan (2113)  
[bwillheb@gmail.com](mailto:bwillheb@gmail.com)

Eric A Pohl (2116)  
729 Lori Dr #305  
Palm Springs, FL 33461

## *Reminder...*

Your 2010 PNC<sup>3</sup> membership **renewal form** was included at the back of the November *Coil Line*... club dues save you a \$2 late fee if you renew by **December 31**.

*If you've already renewed, thank you!  
Club auctions, 12 new issues of Coil Line,  
and more await in 2010.*