

PNC³



WWW.PNC3.ORG

Coil Line

Journal of the Plate Number Coil Collectors Club – PNC³

American Philatelic Society Affiliate # 185

Vol. 23, No. 8

August 2010

Whole No. 266

Selected Images from this Issue



2nd (10¢)
Banner
V333...

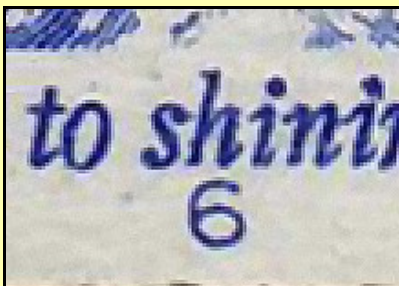
◀ page 104



▲ Another scarce 37¢ Egret PNC found ... page 105



▶ Another
(25¢) Eagle
ink shift...
page 109



◀ 18¢ Flag #6
Fake versus
genuine
revisited...
page 107



Coil Line

Journal of the Plate Number Coil Collectors Club

Published by: PNC³

ISSN: 1931-5112

Editor: Ronald Blanks
coilineditor@yahoo.com

Print Edition Mailings: Brian and Cory Snippen
snippenb@comcast.net

Electronic Edition Emails: Frank Covey
ecoilline@macomb.com

Advertising Rates (one-time)

Full Page	\$ 100.00	Eighth Page	\$ 20.00
Half Page	\$ 80.00	Business Card	\$ 20.00
Third Page	\$ 65.00	Back Cover	Add \$ 50.00
Quarter Page	\$ 45.00	Inside Cover	Add \$ 25.00
Sixth Page	\$ 35.00	Color, full page	Add \$ 100.00

(For Color Ads, Electronic Version only, Add \$25.00)

A check or money order, made out to PNC³, must accompany camera ready ad. Advertising copy must be submitted by the 1st of the previous month prior to the publication date. Please send all copy to Ronald Blanks, Coil Line Editor, PO Box 9282, Chesapeake, VA 23321.

The Classified Ad rate is six cents a word per issue, with a minimum of \$3.00 per individual ad. (Two 50 word ads per year per member are available at no charge. There is a 10¢ a word charge for words over 50.)

All material, including articles submitted, will be edited and formatted for inclusion in **Coil Line**, and must be received by the 1st of the month prior to publication.

Coil Line reserves the right to edit copy as necessary.

Coil Line is published monthly, and as a member benefit is included with paid up membership of \$12.00. Alternately, an electronic full color version of **Coil Line** is available worldwide with PNC³ membership at \$12.00. Foreign dues rates are: North America (Canada and Mexico) \$17.00; Outside North America \$22.00. First Class Mail delivery in the United States is available for an additional \$6.00 yearly. Past issues of **Coil Line** are available at \$2.50 per copy. Quantities are limited.

All material is copyright 2010. All rights reserved. Material in this publication may be copied or reproduced with acknowledgment to **Coil Line**. Opinions expressed by the authors and writers are their own, and do not necessarily reflect those of the editor, publisher, or membership of the Plate Number Coil Collectors Club.

All correspondence, letters to the Editor, and advertising questions, should be sent to **Coil Line**, c/o Ronald Blanks, PO Box 9282, Chesapeake, VA 23321. Phone 757-478-8719; email coilineditor@yahoo.com.

Mailings by: The Incredible Bulk Mailing Company
5337 SW Joshua St, Tualatin, OR 97062. Email:
incrediblebulk@comcast.net. Phone: (503) 810-7825.
Mailed from Zip Code 97208 on or near July 27, 2010.

PNC³ Contacts



Scott #2602 PS5 Plate Number A77777 (used)

PNC3 Web Site www.pnc3.org
Ron Maifeld, Webmaster
email: ron.maifeld@pnc3.org

(For *Coil Line*-related communications,
please consult column at left
for appropriate contact.)

Elected Officers

Ron Maifeld, **President**
Post Office Box 54622
Cincinnati, Ohio, 45254-0622
email: ron.maifeld@pnc3.org
513-231-4208

Tom McFarland, **Vice President**
Post Office Box 756
Princeton Jct., NJ, 08550-0756
email: philatomic@verizon.net
609-275-6323

Dan Farrar, **Secretary**
3386 Excalibur Circle NW
Canton, Ohio, 44708-1143
email: farrard2@sssnet.com
330-477-6913

Harvey Wales, **Treasurer**
13 Birmingham Place
Vernon Hills, IL, 60061-2103
email: hwales16@aol.com
847-367-2629

Frank Covey, **Past President**
16 Grandview Drive
Macomb, IL, 61455-9705
email: cquail@macomb.com
309-837-5218

Todd R. Uebele, Sr., **At Large**
1667 Wolf Road
Iron Station, NC, 28080-9418
email: TRU120542@aol.com
704-735-5484

Edward Wigger, **At Large**
1123 Baldwin Street
Mechanicsburg, PA, 17055-3935
717-697-0255

President's Message

FROM THE PRESIDENT . . .

Annual PNC³ Meetings August 14

It's now only a week or so until the PNC³ annual board and membership meetings at the American Philatelic Society (APS) StampShow in Richmond, Virginia, which will be held August 12th to 15th at the Richmond Convention Center in downtown Richmond (403 N 3rd Street).

We will have a booth on the main floor to the left as you enter the room. According to the map provided by the APS, we will be in booth HH, which will be at the front of the row of society booths. The board meeting will be held on Saturday morning, August 14th, at 8 a.m. in room B18 (note the meeting time change from previous years). The general membership meeting follows a lunch break at 1 p.m. in room E10B. Information on the meetings will be posted at the booth.

We are always looking for volunteers to staff the booth, especially during those times when we will be conducting our meetings. Just show up at the booth and offer your services.

I have asked that APS President Wade Saadi install the new officers at our Annual Membership Meeting. At this writing, I have no confirmation that Wade will be able to be with us.

I've gotten word from the following officers that they plan to attend the PNC³ meetings in Richmond: Tom McFarland, *Vice President*, Frank Covey, *Past President*, Ed Wigger, *At Large*, and Todd Uebele, *At Large*.

For those planning on attending the board meeting, I'm asking that anyone who wants to get an item on the board meeting agenda contact our Secretary, Dan Farrar, at farrard2@sssnet.com.

I'm looking forward to meeting with our members who visit the Richmond APS StampShow.

Election Results

I have received and certified the election results from our election chairman Lou Schubert. 115 ballots were cast, all of which were valid. The

results are as follows:

President: **Gene Trinks** (elected, 109 votes)
Vice President: **Andrew Jakes** (elected, 111 votes)
Secretary: Rudy deMordaigle (44 votes);
Harvey Wales (elected with 71 votes)
Treasurer: Paul Bravell (54 votes);
Michael Mules (elected with 56 votes)
Member-at-large: **Robert Thompson** (elected with 87 votes); Mark Schultz (50 votes);
Todd R. Uebele, Sr. (elected with 83 votes).

Thanks to all candidates who stepped up to run for election and congratulations to those who were elected. The installation of the new officers will take place at the annual membership meeting in Richmond on August 14th. Their terms will start on September 1st.

My Last Article as President

I thought this would be an easy article to write, but there are so many things that I want to cover and so many people to thank. As usual, I'm up against a deadline and three weeks away from our local club show as I write this, so I will also write a wrap-up article for the September *Coil Line*.

Although I'm turning over the reins to Gene Trinks, I'll still be active in the club as the Immediate Past President, Webmaster and *Coil Line* coordinator, working with Editor Ron Blanks and getting the copy to the printer, and then colorizing the issues for the website.

It's been a pleasure working with and meeting everyone the past four years. I hope to continue attending shows and regional meetings as time and resources allow. Thanks to all of the officers and committee people who have been helpful in running the club and volunteering for the many tasks required to be a great organization.

Thanks also to all of our members who have supported the club with your financial support, donations, suggestions, comments and articles in *Coil Line*.

Hasta la vista!

– Ron Maifeld

PNC³ Regional Meetings

Upcoming regional meetings ...

We currently have no information about upcoming regional meetings.

Second Find Reported: Avery (10¢) Banner V333 PNC

by Ron Blanks

PNC³ member Nick Fabri reports finding a V333 PNC for the Avery-supplied (10¢) Patriotic Banner coil (Scott 4157). This is only the second example of this PNC reported to *Coil Line*. (December 2009's issue had the first reported find, from member Gary Wulfsberg whose household received an advertising mailing franked with it in October 2009.) Unless I'm mistaken, no reports of other finds are known yet in the print or online hobby media. A much better picture than the one we had in December's issue is shown nearby, courtesy of Nick.

The Roll Size chart in last month's issue noted that we hadn't yet heard of any other V333 finds besides last autumn's, and solicited members' reports. Nick had not yet received the July issue when he reported his find from a clippings mixture he was recently sorting. (Nick informed me that he tries to keep a mixture on hand. Searching mixtures keeps him out of trouble when he has nothing else to do.) Nick must search a lot of mixtures; his latest rare-PNC find is in this issue's Readers' Forum.

I've been wondering for some time why we don't have any more reports of this third PNC for this issue (V111 and V222 are easily found). I for one have almost cut out all mixture sorting in the past two years or so, and I wonder if other members have done likewise. Also, consider all of the V111 and V222 rolls as well as those from the second supplier Sennett. Perhaps most V333 rolls are waiting on prior stock to be used up, likely at a slower pace than in the past due to the economic recession.

Want to Sponsor a Regional Meeting?

Contact Tony Bruno for suggestions. He can put you in contact with others who have taken on the task. Several members have made it a regular habit of promoting meetings in their area.

Regional Meeting Chairman

Tony Bruno, PO Box 624, East Lyme, CT
06333-0624; email, tbbee@aol.com

(PNC³ meeting announcements in this column are free. Please submit details to the Editor three months prior to the meeting date. Thank you.)

Attention, Display Advertisers!

Coil Line's Advertising Director
is available to work with you!

Claim This Space
(or another page in *Coil Line*)
for your Attention-Getting Ad

Contact: Ron J. Kramer,
ronjkramer@aol.com, 575-521-1336

(see page 102 or 112 for 1-time insertion rates)



Readers' Forum

Greetings from a PNC collector. Just thought I would let you know that I just found a 37¢ Snowy Egret coil with plate number V2121. (Scans shown below.) This should be included in the Rarities information. I found it this July 1 in a clippings mixture purchased on eBay.

Two years ago I found two (10¢) Atlas V13222 PNCs in a three-pound [1.4 kg] mixture. These were reported to *Linn's Stamp News* at the time; I believe they were the 42nd and 43rd known examples of the PNC. I hope my luck keeps going.


Keep up the good work.

P. S. How many of the Egret V2121s have been found?

— Nick Fabri #2096



[*Editor's reply:* Gene Trinks advised he has received a few more reports of rare PNCs besides this one. See his Rarities update in this issue, including the latest PNC V2121 count, on page 110.]




Last week, a friend who knows I collect PNCs gave me this stamp (44¢ Kentucky Flag PNC, photocopy enclosed). Unfortunately, it was only after I had soaked and dried it that I realized it was one of the die cut shifts pictured in the December issue of *Coil Line* (page 175).

I'm afraid I'm not really adept at using a scanner, so this image is the best I could do. This shift appears slightly higher than it does on the image in December. It might be the white background on December's stamp, but this one seems a little more dramatic to me.

Thanks for a great monthly journal.

— John B. Ford #1703

[*Editor's reply:* The 44¢ Kentucky PNC of December's issue still had liner paper. However, close-ups of other stamps removed from a roll were also shown (one of them is repeated here at far right, next to a close-up of the PNC shown at top).



Whatever causes the shift seems consistent: The inline die-cut offset appears identical in relation both vertically and horizontally among these stamps. (The peaks count from any top separator shape to the jiggled interrupt is the same on stamps *Coil Line* has shown.) What is variable is how the die cutting aligns with the printed stamps; the PNC on this page doesn't have "all" of the separator "cobra" shape at the top corners that the December example has.]

(*Readers' Forum continues on page 111.*)

Editor's Message

FROM THE EDITOR . . .

So much to write about, yet so little time left for this issue... we'll try to keep up in succeeding issues. First up: Some corrections and clarifications.

Last month I absentmindedly wrote that Gene Trinks' weak-tagged (10¢) Atlas B111 PNC had phosphor-tagging "streaks" similar to those found in 2005 on earlier Sennett-produced presort coils like their (5¢) Sea Coast and (10¢) Lion. Actually, Gene's examples did not show streaks but a solid phosphor glow, however weaker than normal.

Doug Iams raised a point about last month's report from Frank Covey concerning new black-ink back numbers on some (10¢) Banner PNCs from Avery. (Original back numbers on V111 and V222 rolls are aqua.) Frank clarified that black back numbers are known so far only on V222 rolls.

My last clarification concerns my mention in April's issue that recent news of the U.S. Postal Service's budget woes included "a projection of \$238 billion in losses for the next ten years without restructuring..." I've heard often that recent yearly budget shortfalls run about \$7 billion. When I saw the \$238 billion in April's print issue, I believed I had

left out a decimal point. Re-checking the handiest media report, I notice now the wording was "... the agency potentially faces \$238 billion in projected losses..." (emphasis mine). In any event, let's segue:

In reaction to the losses, for the first time since the last postal reform law went into effect several years ago, the USPS has to file a rate case with the Postal Regulatory Commission to raise rates beyond the rate of inflation. As of this writing, the USPS is seeking a hike of 2¢ for the domestic letter rate, to take effect January 2, 2011. The average increase across all rates and fees in the filing is about 5%, considerably above the running annual consumer price index rate.

(The postal reform allowed the USPS to annually raise rates in line with inflation without review, subject to devilish details of course, which gave us the 41¢ rate in May 2007, the 42¢ rate in May 2008, and the 44¢ rate in May 2009.)

If the rates are approved, the 17¢ Bighorn Sheep coil will no longer pay the additional-ounce rate; the new requested rate is 18¢. Of course other coils will be needed too, including one for the requested new post card rate of 30¢.

Speaking of new coils, if you didn't see Jay Bigalke's recent *Linn's Stamp News* article about his talk with USPS Stamp Services head David Failor, Doug Iams has a recap in this issue's "This and That". For those who can attend, enjoy the PNC³ annual meeting in Richmond. — Ron Blanks

Coil Line

PO Box 9282, Chesapeake, VA 23321 Phone: 757-465-8170

E-mail coillineeditor@yahoo.com

Web Site www.pnc3.org

The Journal of the Plate Number Coil Collectors Club

Editor

Ronald Blanks

Associate Editor (electronic version)

Ron Maifeld

Senior Consultant

Gene Trinks

Advertising

Ron J. Kramer

Subscriptions

Dan Farrar

Proof Readers

Ron Archer
Joe Chinnici
John Himes

Distribution (bulk mailing)

Brian Snippen
Cory Snippen

Distribution (electronic)

Frank Covey

Staff Writers

Ron Archer
Frank Covey
Doug Iams
Gene Trinks
Rob Washburn

Contributing Writers

Dan Kauffman
Alan Thomson
Todd R. Uebele, Sr.

Graphics

Ronald Blanks
Ron Maifeld

Cartoonists

Thomas Babb
Dan Kauffman

Auctions

Joe Sedivy

Printing

Tonia Holowetzki

Webmaster

Ron Maifeld

Browsing through the Internet recently, I came across an article about an inverted Jenny (Scott #C3a) being found on some political mailing in Fort Lauderdale, FL just a few years ago.

The then-Executive Director of the American Philatelic Society Peter Mastrangelo and Mercer Bristow, head of the APS Expertising Committee, travelled to the site to determine the authenticity of the find. Upon examination, it was decided the item was a fake due to the perforations.

Although a near-perfect copy, the imperfection of having the wrong perforation gauge was immediately discernable. Thus it was worthless in value.

The fake Jenny article reminded me of an incident that happened while I was manning the PNC³ booth at the APS StampShow in Cleveland, Ohio in August 1999. As the morning passed with relatively calm visitations, a young man approached with an 18¢ Anthem Flag (Scott 1891) plate number coil “6” and asked how much it was worth. It took but a minute to inform him of its fakeness and lack of value. However, since it was such a crude attempt to fabricate a valuable item, I offered him a dollar for it. He accepted my offer!

After attesting he had obtained it from a friend who had vouched for its high value and admitting in honesty he had taken it in good faith, he was shown examples of the true article. He then departed satisfied and appeased.

There are always many attempts to revamp, augment, substitute and change valuable stamps and fabricate a silk purse out of a sow’s ear. Expertising can often be accomplished with just a little research and common knowledge of the item in question. Although the more difficult items are better left to the experts, there are times when even this might prove uncertain.

For example, the APS show was the very one where our secretary, Dan Farrar, turned up a previously unknown item, plate number 1141 on the (33¢) Hat coil (Scott 3265). (This report appeared in the October, 1999 issue of *Coil Line*, page 127.)

Several professional dealers were queried at the show as to its legitimacy. Even PNC specialist



18¢ Flag with fake “6” (left) next to genuine PNC #6 example (right).



Close-ups of fake “6” and genuine “6” digits seen on stamps above.

Steve Esrati, working the booth with me, was skeptical as to whether or not the tiny ink marks were really a printing of “1141”. I suggested to Mr. Farrar that he send the item in to APS for expertising, which he did. After long and tedious waiting, they finally returned a verdict of “genuine”. To this day, as far as I know, it’s unique. Yet there are some who still question the item. (I am not one of them.) [Editor’s note: As of the 2010 Scott specialized catalog for the U.S., it is not mentioned.]

Back to the fake 18¢ Flag coil, a depiction and close-up of it appear above. As you will note, the “6” is colored black versus the actual blue ink used for the stamp, immediately shouting, “Fake! Fake!” (A picture is shown in color on the front page for those who are reading this in grayscale.)

[Editor’s note: The relative position of the “6” to the song refrain text is also noticeably off-center. Courtesy of John Himes, a genuine #6 PNC is pictured beside this item to show the general centering of plate numbers engraved for this issue.]

PNC³ member and *Linn's Stamp News* writer Jay Bigalke has come up with several pieces of information recently that are of interest to PNC collectors.

Get Used to Them

In the June 14th issue of *Linn's*, he quotes David Failor (USPS executive director of Stamp Services) as saying, "Nothing is in the works right now," when questioned about replacements for the current presort service-inscribed coil designs. The current (5¢) Seacoast and (25¢) Eagle designs have been around for eight years and seven years respectively, and it looks like they won't be going away soon. The (10¢) Banner design is a relative youngster, having been introduced three years ago.

A similar article almost two years ago (in the September 22, 2008 issue of *Linn's*) speculated that "The Seacoast ... and other similar bulk rate stamps are likely to be replaced in 2010". However, Failor was only quoted then as saying, "We are developing new images for many of those bulk rate stamps... but in 2008 and 2009, there are no plans to change those images."

Ashton Potter Printing Insights

In the June 21st issue of *Linn's*, Jay presents a long, well-illustrated article about a tour that *Linn's* was given of the Aston Potter printing plant. Perhaps the most interesting revelation in the article is the fact that the plates that print the 44¢ Flag coil stamps are divided right across the middle by a central gutter, with 12 rows of stamps on either side of the gutter.

After the stamps are printed and die-cut, the web is split down the middle of the gutter to create two halves that are fed to the coiling machines. Apparently the coiling machines cannot handle the full 24-row wide web of the

printing phase.

In the *Linn's* images accompanying the article, various markings can be seen printed in the gutter and in the web margins. Large solid black rectangles that are printed next to each column of stamps are used by the coilers for counting stamps. A series of smaller solid circles in the four process ink colors (cyan, magenta, yellow, black) and an isolated large solid black rectangle can be seen in one of the images, but their purpose was not revealed – they might be used for controlling color density (color strength) and die cutting registration.

A section of a (5¢) Seacoast printed web is shown in one image at the station where the matrix between stamps is removed. It is only 11 rows across, which suggests the Seacoast is also printed with a central gutter. Large solid black counting rectangles can be seen in one margin. It is barely possible to make out an isolated large solid black rectangle in the other margin, but the image is not of sufficient resolution to see any other markings.

In the December 2005 installment of "This and That", a mis-cut Seacoast (Scott 3874a, Ashton Potter, small year date from P3333 or higher) was shown that had the edge of a CMYK marking that is different than any of the markings visible in the *Linn's* article. However, none of the *Linn's* images show enough of the web to show an entire plate impression, so it is not possible to say if they are still using this marking or not.

Did you know...

Street addresses (and names as needed) visible on mail shown in *Coil Line* are digitally modified to imaginary versions. Even the postal barcodes are changed to still look realistic, but protect others' privacy.

An example is shown in this issue on page 109. Last month's July issue also showed a made-up name and address on mail seen on page 96, although this reminder was omitted from that issue.



One of my relative's family in Richmond, Virginia saves their household mail covers for me. I receive a batch from them about once or twice a year. Belatedly I took a closer look at the portion of advertising mail, dating from about May to December 2009. Interesting covers are always present, and this group was no exception.

Virginia was one of the few states to hold gubernatorial elections in 2009, and the cover above is from that political campaign period. It is franked with a relatively common S3333333 PNC of the (25¢) Eagle presort coil (Scott 3796).

This PNC example has a notable ink color mis-registration: The green ink used to print the green color on this stamp is shifted down. This caused the lettering in "Presorted First-Class" to slightly overlap the year date and the other characters in the plate number.

Mis-aligned printing cylinders involved in printing multi-color coil stamps are nothing new. *Coil Line* has shown numerous examples over the years [perhaps most notably, of the (10¢) Atlas self-adhesive from Avery.] Unless I missed one, it seems the only other notable color shift example of

the (25¢) Eagle *Coil Line* has shown is the one below, from December 2007's "Cover of the Month" column by Rob Washburn.



Another (25¢) Eagle PNC with different mis-alignments of various ink colors (from December 2007 *Coil Line*)

(please see page 112)

Reporting the Rarities by Gene Trinks

It's been some months since I have updated the Rarities census. I've had a lot on my plate lately. For those who have been waiting, I apologize.

Reports have been trickling in over the last months, and the chart has been updated for many different varieties. This time I have two reports of mint strips of five (P/S 5), an infrequent occurrence. The last time I had a P/S 5 to report was in February of 2008. So we now have new totals for P/S 5s of the (5¢) BEP Mountain # 1111 9/10 die and the 32¢ Flag over Porch #78777 10/10 die.

The used-single population of the 32¢ FOP #13231 10/10 VP has also increased by one. I can add three new reports of the (25¢) Diner round shoulder #22211 die, five more of the (5¢) BEP Mountain #1111 9/10 die and three more of the 37¢ Egret #V2121 VP to previous totals as well. *[Editor's note: The Readers' Forum on page 105 shows the latest Egret V2121 find.]* I find it interesting that there are reported 28 copies of the Egret #V2121 VP and only one of the #V2121 PV variety. We should be seeing more of the PVs show up. Also one more cover of the Egret #V3211 is now added. Under the Atlas heading, I added a copy of the V13222, and two copies of the very rare tagged V21211.

As noted in the last issue of *Coil Line*, I have reported lightly tagged Atlas B111s. From my own holdings, I do not expect this to be extremely rare, but I'd appreciate hearing from members on holdings of this variety, particularly of mint strips. Maybe I'll need to add this item to the list.

PNC Issue	PNC ID	Scott No.	Mint Single	Mint P/S 5	Used Single	On Cover
32¢ Flag over Porch ('Famous Five')						
66666 10/11 die	1996-8.221	2915A	--	--	20	2
66666 12/11 die	1996-8.241	2915C	--	--	4	2
78777 10/10 die	1996-8.211	2915A	--	9	68	5
88888 11/12 die	1996-8.252	2915C	--	--	4	--
13231A 10/10 VP die	1996-8.212	2915A	6	8	55	14
(5¢) Avery Mountain V333342 13L/12R die	1996-10.211	2904A	--	--	21	3
V333343 round corner die	1996-10.211	2904A	--	--	5	--
(5¢) BEP Mountain #1111 9/10 die	1997-1.22	2904B	2	5	21	2
(25¢) Diner #22211 round shoulder die	1998-7.21	3208A	--	--	95	7
(10¢) Green Bike #444 square shoulder die	1998-4.22	3228	--	--	30	4
(10¢) Egl&Shld STD#11111 rnd shoulder die	1998-15.1111	3271	1	6	12	4
(10¢) Atlas V13222	2003-9	3770	--	--	55	2
V21113	2003-9	3770	--	--	4	--
V21211 tagged	2003-9	3770	--	--	4	1
37¢ Snowy Egret V2121 VP die	2003-8	3829	--	--	28	1
V2121 PV die	2003-8	3829	--	--	1	--
V3211 VP die	2003-8	3829	--	--	44	4
V3211 PV die	2003-8	3829	--	--	7	2

If you have a new find to report, please send a report to me at 16415 W. Desert Wren Ct., Surprise, AZ 85374. My e-mail address is gctrinks@cox.net. Send a scan too, if you have the capability. Many thanks to all members who have reported in the past. Keep up the good work!!

Membership Update

Mailing List Available

Rental of the club mailing list is available upon request. A one-time usage fee of \$50.00 includes preprinted address labels. Contact Dan Farrar, Secretary by email: farrard2@sssnet.com

New Applicants

John H Baumert (2163)
1168 E Chambers Pike
Bloomington, IN 47408
(812) 336-5651 (day & evening)
jhbaumert@att.net

Ed Thomas (2164)
18 Swedes Crossing
Westford, MA 01666-2083
(978) 284-0351 (day)
(978) 392-3417 (evening)
edthomassr@yahoo.com

(The members committee will recommend for or against membership.)



Address Changing?



Change of Address forms and membership applications are available from Dan Farrar, Secretary, 3386 Excalibur Cir NW, Canton OH 44708-1143. Email: farrard2@sssnet.com. Both forms are also on our website at: www.pnc3.org.

Reinstated

Howard Foster (443)
Alan Cohen (1637)

Information Changes

Richard Kouba (1893)
3818 Wellington Terrace
Fulshear, TX 77441

Previous Membership Count	745
New	2
Reinstated	2
New Membership Count	749

(Readers' Forum continued, from page 105)

Frank Covey's report on the die cutting shift in the Avery 44¢ Flag was interesting if you want examples of the printers' foul-ups, and also because it tells us something about the die cutting mats used by Avery. Covey notes that the shift in the position of the wavy die cuts occurs every 25 stamps in the coil.

The die-cutting mats are curved plates that have raised cutters designed to just cut through the stamp paper, but not through the backing. I've read that these raised cutters are "welded" to the plates, possible if they are metal. (Editor's note: "Welded" can also apply to components of metal substitutes like vinyl or plastic and like materials.)

However they are constructed, it's clear that the cutters can be misaligned. With the example shown by Covey in the May *Coil Line*, finding the

shift in the cutting every 25 stamps shows that the mats have a 25-stamp dimension in the direction of rotation, and presumably have a cross-web dimension that matches the width of the paper being used. Does any PNC³ member know how wide the web actually is?

— Rudy de Mordaigle #1830

A reviewer replies: In regards to Rudy's letter on the 44¢ Avery SA Star Flag in rolls of 100, I believe the web is 12 rolls high: 11 rows of Peak-Valley die cuts and a lone VP die-cut row at bottom.

The PNC³ website says this stamp has 480 stamps per revolution with a plate interval of 20. Doing the math, the formula is 20 (plate interval) times 2 (plate numbers per revolution) times 12 (rows on the web). 20x2x12=480.

The other possibility is one plate number per revolution, which would make (please see next page)

Classified Ads

PNC USED SINGLES, used strips, MNH PS5s. Great prices! Guaranteed quality! No hassles! Visit <http://www.angelfire.com/ca5/HimesPNCs> or send LSASE for lists to John Himes, PO Box 453, Cypress, CA 90630 - 0453. Member 957

CLASSIFIED AD rates are 6¢ per word, with a minimum cost of \$3.00 per insertion.

PNC³ members are entitled to two free 50-word ads per year. (There is a 10¢ charge for each word over 50 with free ads.) Contact the editor to place an ad.

(Readers' Forum, from previous page)

the web 24 rows high. 20x1x24=480. But one plate number per revolution would make the print cylinder quite small in circumference.

The Catalog Committee refers to the peak and valley die cuts on the edges of the stamps as serpentine die cuts. The term "wavy" is reserved for the cut that begins or ends a roll of 100 on the Avery Stamps. The PNC³ publication "Avery Dennison Die Cutting Varieties" illustrates Wavy roll-begin and roll-end die cuts.

— Frank Covey, PNC³ Catalog Committee

[Editor's note: At times I also use "wavy" instead of "serpentine" in the general sense of any die cutting pattern meant to simulate perforations.]



Display Advertising Rates PNC³ Coil Line

• Full Page	\$ 100.00
• Half Page	\$ 80.00
• Third Page	\$ 65.00
• Quarter Page	\$ 45.00
• Sixth Page	\$ 35.00
• Eighth Page	\$ 20.00
• Back Cover	Add \$ 50.00
• Inside Cover	Add \$ 25.00
• Color Ad (for full page)	Add \$ 100.00
• Color Ad - Electronic Version	Add \$ 25.00

(Discounts available for multiple insertions.)

(Direct Mail, from page 109)

The second ad mail cover of note from 2009 I received was an oversized card with a water-activated-gum (10¢) Lion coil, even though it's not a PNC. *Linn's Stamp News'* direct-mail efforts often use this stamp as a courtesy to stamp collectors, but few non-hobby uses are known. This card was mailed by the Southern Environmental Law Center and dated September 8, 2009 in their text on reverse.

It is understandable that such an advocacy group prefers this format to avoid the waste of self-adhesives' liner paper. A close-up of the coil is shown at far left. Interestingly, to its right is the corner of another mailing also from September 2009 with a similar coil that I obtained locally. On this cover, the

(at left) Close-ups of two water-activated (10¢) Lion coil stamps on ad mail in 2009

coil is placed very close to the corner, as folks usually do when they are manually affixing stamps. (Both of these WAG coils have rough edges as though manually separated.) The second mailing came from a local restoration firm that repairs fire, smoke and water damage. I suspect they chose WAG use because WAG rolls are the only ones that now come in 500-count size. For smaller presort mailings of 500 to 2,500 pieces, do-it-yourself mailers would have less outlay for WAG 500 rolls (especially if they affix the stamps by hand.) These two kinds of WAG uses likely explain why we seldom see them. Readers, please report any WAG presort coil uses from 2008 to now, especially those with PNCs on cover.

Coil Topics Index this issue...

(10¢) Banner V333 find.....	104
37¢ Egret V2121 on-piece find.....	105
44¢ Flags of Our Nation, Set 4 die cut shift.....	105
18¢ Flag PNC #6 fake versus genuine.....	107
(25¢) Eagle S3333333 ink shift.....	109
(10¢) Lion water-activated-gum uses.....	112

The Roll Size chart remains unchanged from July.