



WWW.PNC3.ORG

Coil Line

Journal of the Plate Number Coil Collectors Club – PNC³

American Philatelic Society Affiliate # 185

Vol. 23, No. 3

March 2010

Whole No. 261

Selected Images from this Issue

▶
 Something noticed after 28 years, on some 20¢ Pumper #11 PNCs...
 page 38



▲
 More mis-matched sides:
 Avery dramatic die cut shifts, part 2...
 page 36

▶
 2nd surprising discovery...
 page 34



Bid in the PNC³ Spring Auction!
 404 lots ... pages 41-47
Note: The 2010 PNC³ Publications Order Form has been postponed until April.

Coil Line

Journal of the Plate Number Coil Collectors Club

Published by: **PNC³**

ISSN: 1931-5112

Editor: Ronald Blanks

coillineeditor@yahoo.com

Print Edition Mailings: Brian and Cory Snippen

snippenb@comcast.net

Electronic Edition Emails: Frank Covey

ecoilline@macomb.com

Advertising Rates (one-time)

Full Page	\$ 100.00	Eighth Page	\$ 20.00
Half Page	\$ 80.00	Business Card	\$ 20.00
Third Page	\$ 65.00	Back Cover	Add \$ 50.00
Quarter Page	\$ 45.00	Inside Cover	Add \$ 25.00
Sixth Page	\$ 35.00	Color, full page	Add \$ 100.00

(For Color Ads, Electronic Version only, Add \$25.00)

A check or money order, made out to **PNC³**, must accompany camera ready ad. Advertising copy must be submitted by the 1st of the previous month prior to the publication date. Please send all copy to Ronald Blanks, Coil Line Editor, PO Box 9282, Chesapeake, VA 23321.

The Classified Ad rate is six cents a word per issue, with a minimum of \$3.00 per individual ad. (Two 50 word ads per year per member are available at no charge. There is a 10¢ a word charge for words over 50.)

All material, including articles submitted, will be edited and formatted for inclusion in **Coil Line**, and must be received by the 1st of the month prior to publication.

Coil Line reserves the right to edit copy as necessary.

Coil Line is published monthly, and as a member benefit is included with paid up membership of \$12.00. Alternately, an electronic full color version of **Coil Line** is available worldwide with PNC³ membership at \$12.00. Foreign dues rates are: North America (Canada and Mexico) \$17.00; Outside North America \$22.00. First Class Mail delivery in the United States is available for an additional \$6.00 yearly. Past issues of **Coil Line** are available at \$2.50 per copy. Quantities are limited.

All material is copyright 2010. All rights reserved. Material in this publication may be copied or reproduced with acknowledgment to **Coil Line**. Opinions expressed by the authors and writers are their own, and do not necessarily reflect those of the editor, publisher, or membership of the Plate Number Coil Collectors Club.

All correspondence, letters to the Editor, and advertising questions, should be sent to **Coil Line**, c/o Ronald Blanks, PO Box 9282, Chesapeake, VA 23321. Phone 757-465-8170; email coillineeditor@yahoo.com.

Mailings by: The Incredible Bulk Mailing Company
5337 SW Joshua St, Tualatin, OR 97062. Email:
incrediblebulk@comcast.net. Phone: (503) 810-7825.
Mailed from Zip Code 97208 on or near February 26, 2010.

PNC³ Contacts



Scott #3044a PS5 Plate Number 3333

PNC3 Web Site www.pnc3.org

Ron Maifeld, **Webmaster**

email: ron.maifeld@pnc3.org

Ronald Blanks, **Coil Line Editor**

PO Box 9282

Chesapeake, VA 23321-9282

email: coillineeditor@yahoo.com

Elected Officers

Ron Maifeld, **President**

Post Office Box 54622

Cincinnati, Ohio, 45254-0622

email: ron.maifeld@pnc3.org

513-231-4208

Tom McFarland, **Vice President**

Post Office Box 756

Princeton Jct., NJ, 08550-0756

email: philatomic@verizon.net

609-275-6323

Dan Farrar, **Secretary**

3386 Excalibur Circle NW

Canton, Ohio, 44708-1143

email: farrard2@sssnet.com

330-477-6913

Harvey Wales, **Treasurer**

13 Birmingham Place

Vernon Hills, IL, 60061-2103

email: hwales16@aol.com

847-367-2629

Frank Covey, **Past President**

16 Grandview Drive

Macomb, IL, 61455-9705

email: cquail@macomb.com

309-837-5218

Todd R. Uebele, Sr., **At Large**

1667 Wolf Road

Iron Station, NC, 28080-9418

email: TRU120542@aol.com

704-735-5484

Edward Wigger, **At Large**

1123 Baldwin Street

Mechanicsburg, PA, 17055-3935

717-697-0255

President's Message

FROM THE PRESIDENT . . .

Riverside, California Regional Meeting

Because of a conflict in dates, I was not able to attend the APS Riverside show and the PNC³ Regional Meeting. Normally I would have set up a booth at the show, and this column would have had a report about the show. This is the first national APS show that I have missed since becoming president. I hope that everything went well.

My plans for upcoming shows are still in limbo, but I will be at the Plymouth show again, and hopefully, I'll make the "March Party" Garfield-Perry show in Cleveland.

Upcoming PNC³ Elections

Imagine a club with no President, Vice-president or Secretary. That is exactly what we are looking at in our club unless someone (YOU) steps forward to volunteer to run for an office. The deadline for nominations is quickly drawing near. If you can find it in your heart to donate some time to the club as an officer, please contact Gene Trinks, our nominations chairman, and find out what is entailed in being an officer.

Gene can be contacted at 16415 W. Desert Wren Ct., Surprise, AZ 85374, or by phone at 623-322-4619, or by email at gctrinks@cox.net.

2010 Dues are Now Past-Due

If you have not yet sent in your 2010 dues when you read this, you are late and will have to pay a penalty. Reminder notices have been sent to those who neglected to pay their dues on time.

Annual Coil Line Index

Many thanks go to Steven McCollum for gathering the information each year so that we can have a *Coil Line* index in the January issue.

Donations of Postage

I'd like to acknowledge a postage donation from Carl Moore. This donation was sent to me and will be forwarded to Brian Snippen for use in the mailing of *Coil Line*. Brian received another postage donation that was used to pay for much of the cost of mailing the February issue of *Coil Line* and some remainder that will be used for part of this issue. I do not have the name of that member because I lost a large number of my emails, but there should be a mention elsewhere (*see below*).

Postage donations to PNC³ are always appreciated.

– Ron Maifeld

PNC³ and Coil Line acknowledge a postage donation of over \$125 from member Dennis Ladd. This is Dennis' second donation in one and one-half years.

PNC³ and Coil Line acknowledge a postage donation of over \$330 from member Eugene Ernst. All of the postage was in the form of special- use coils (nonprofit, standard, and presort first-class). Much of the postage was used to mail the February Coil Line and the rest will be applied to the March issue as well.

*PNC³ always welcomes your mint postage, even of presort coils. Send donations to The Incredible Mailing Co. Their street address has now been added to the second page of every issue for the benefit of those who receive the electronic edition of *Coil Line*.*

PNC³ Regional Meetings

Meeting this month ...

Cleveland, OH March 19-21

You are invited to make plans to attend the PNC³ Regional meeting during the 121st "March Party", sponsored by the Garfield-Perry Stamp Club. The event will be held March 19-21, 2010 at the Masonic Auditorium, 3615 Euclid Avenue in Cleveland, Ohio.

The PNC³ Regional meeting is scheduled for Saturday, March 20 at 3 p.m. in the Board Room. The meeting will be hosted by Frank Nemeth and officers of Garfield-Perry. This will be a great time to socialize with fellow PNC³ers in Cleveland, "The best location in the Nation."

Upcoming regional meetings ...

Plymouth, MI April 24

A Great Lakes-area Regional Meeting of the PNC³ is planned for Saturday, April 24, 2010, from 11:00 a.m. until 1:00 p.m. It will be held at the Central Middle School, 650 Church St, Plymouth, Michigan 48170. This is the site for the Plymouth Stamp Show, to be held April 24 and 25 (hours not yet posted). President Ron Maifeld will host this meeting, which will include time for sharing new finds, trading and selling. For more information, reach Ron Maifeld via contact information on page 2.

Want to Sponsor a Regional Meeting?

Contact Tony Bruno for suggestions. He can put you in contact with others who have taken on the task. Several members have made it a regular habit of promoting meetings in their area.

Regional Meeting Chairman

Tony Bruno, PO Box 624, East Lyme, CT
06333-0624; email, tbbee@aol.com

(PNC³ meeting announcements in this column are free. Please submit to the Editor three months prior to the meeting date. Thank you.)

Sarasota FL 2010 Report

by Fred Sener

Our fifteenth annual regional meeting was held on Saturday, February 6, 2010 at 10:00 a.m. during the three-day Sarasota National Stamp Exhibition. Six members and interested collectors participated. The attendees were: Bob Gillespie, Web Hall, Al Light, Bob Murrin, Fred Sener, and Jim Wadman.

The meeting was informal, with each attendee asked to speak about his PNC interests and related collecting interests. The meeting was closed about 11:30 a.m.; afterwards, time was available for trading and general discussion.

As part of a discussion roundtable, Bob Murrin gave a great presentation of his PNC collection and his various specialties within the PNC field. Examples included various tagging types he found on the nondenominated "D" coil (Scott 2112), the non-tagged "D" (2112b), and several 37¢ Egret and (10¢) Banner color varieties.

Al Light showed his canceled PNC singles collection, mounted on his computer-generated pages. Bob Gillespie asked about the PNC³ auctions. Fred Sener indicated he had sold stamps through the auction, but had never bought anything through one. Bob was advised we understood the auction was for members only.

Another topic of concern that was brought up by attendees was the removal of used self-adhesive stamps from envelope paper. Jim Wadman suggested that a small amount of "Goo Gone" would do the job. However, he advised **do not** get the "Goo Gone" on the stamp surface, as it will destroy the color printing.

"Apply the Goo Gone with a small cotton swab to the paper backing of the stamp and separate the stamp from the paper within a couple of seconds." Also, he advised that "Goo Gone" might be hazardous to your health (especially your fingers).

Fred P. Sener served as Sarasota Regional PNC³ Meeting Coordinator for the past meeting. He is pleased to announce that for 2011, Al Light has agreed to be the PNC³ Meeting Coordinator. Al's email address is: al.light@verizon.net.

Readers' Forum . . .

Thank you for Ron Blanks' comments in February's *Coil Line* regarding the tagging issue on the 37¢ Flag (2004) coils supplied by Sennett (Scott 3632C). Of the four copies with a PNC that I have re-examined, three had an "uneven glow" (marbled) appearance and one had a solid "smooth" appearance.

Of my used non-PNC stamps, I did find one that appeared untagged under my shortwave ultraviolet light. If you would like me to send it to you for further inspection, I would be glad to do so. (*Editor's note: See page 34 for more on this.*)

I appreciate the work everyone does to make the *Coil Line* journal so informative. I look forward to each month's edition. I recently joined a local stamp club and plan to present some of the Avery die cutting types (Bell, Cobra, Knoll, Thimble) that I learned about from *Coil Line* and the Avery Die Cut Varieties published by the PNC³ publications group.

– Jim Lowery # 976

After the nice CHICAGOPEX PNC³ regional meeting in November, the hotel where it was held (in Arlington Heights) has closed! This might have no relationship to the entire club; just interesting.

(As reported in the *Chicago Tribune*, January 22, 2010, section 4, page 1.)

– Jim Weiland #1143

Did I miss reading about a recurring black line on the 1¢ Tiffany Lamp coil from a roll of 10K stamps? I found one from a strip of 25 from Philatelic Sales in Kansas City. It appears every twelve stamps. I recall there are white lines known on the 3K coil rolls.

I look forward to each *Coil Line*. It is well-presented, attractive, enjoyable and so easy to read.

– Joan Porter #1124

Editor's reply: On page 128 of the August 2009 issue, Frank Covey reported a dark line appears in his 10K roll at both 12- and 19-stamp intervals. The front cover showed an example in color. (please see page 35)



Wanted-For Exhibits The Birds & The Bees



Scott 3044 1¢ Kestrel 1111 BYCM
(Black, Yellow, Cyan & Magenta)

With or without plate number - On or off cover - Mint or used.
The more they are miscut up or down, the better.

Scott 2281 25¢ Honeybee

With or without plate number - On or off cover - Mint or used.
Longer strips, especially from the C press, wanted.

* Contact Robert E. Thompson at *
(713) 419-1926 or rthompson@pncvarieties.com

Editor's Message

2nd Untagged 37¢ Flag

by Ron Blanks

FROM THE EDITOR . . .

What an issue March turned out to be. The PNC³ spring auction has over 400 lots, which took seven pages to fit in. There certainly should be "something for everyone" to bid on. Why not set some time aside to carefully review the lots with your "want list"? If you don't need auctioneer Joe Sedivy to answer a question, you have a week longer this time (think "til the end of March") to get your bids in. See page 47 for Joe's schedule.

For the first time since the last U.S. postal reform law went into effect in 2006, there will not be an annual change in domestic mailing rates (based for the most part on the rate of inflation). U.S. Postal Service Postmaster-General Potter announced last November to large mailers that because of the economic downturn, the USPS would not seek rate hikes for this year (although shipping services like Express Mail saw small changes effective this past January, and the USPS can change international rates at any time). This means no new rate-change coil issues are required, and the current 17¢, 28¢, and 44¢ coils should continue in-use for at least a year. —Ron Blanks

A second untagged 37¢ Flag coil from Sennett (2004 year date) has been found. PNC³ member Jim Lowery sent me his subject stamp (first mentioned on page 33) at my request. Under shortwave ultraviolet light, it shows no luminescent glow at all. Interestingly, under longwave UV light it also appears "dead as a doorknob", with no trace of luminescent ink or chemical brighteners in the paper. (His stamp is pictured here under normal light.)



Jim's find confirms that the initial find (reported in February's *Coil Line*) was no fluke. Unlike Jim's copy, however, the first find had bits of luminescent ink from the mailer's permit postmark used to cancel it. The untagged stamp

also showed some chemical brighteners under longwave UV light at the edges, probably picked up during water soaking to remove it from envelope paper. Jim's stamp will be sent to the Scott catalog editors for review. Now if someone can find a PNC version...

Coil Line

PO Box 9282, Chesapeake, VA 23321 Phone: 757-465-8170

E-mail coillineeditor@yahoo.com

Web Site www.pnc3.org

The Journal of the Plate Number Coil Collectors Club

Editor

Ronald Blanks

Associate Editor

(electronic version)

Ron Maifeld

Senior Consultant

Gene Trinks

Advertising

Ron J. Kramer

Subscriptions

Dan Farrar

Proof Readers

Ron Archer

Joe Chinnici

John Himes

Distribution

(bulk mailing)

Brian Snippen

Cory Snippen

Distribution

(electronic)

Frank Covey

Staff Writers

Ron Archer

Frank Covey

Doug Iams

Gene Trinks

Rob Washburn

Contributing Writers

Dan Kauffman

Alan Thomson

Todd R. Uebele, Sr.

Wayne Youngblood

Graphics

Ronald Blanks

Ron Maifeld

Cartoonists

Thomas Babb

Dan Kauffman

Auctions

Joe Sedivy

Printing

Tonia Holowetzki

Webmaster

Ron Maifeld

... Readers' Forum

(from page 33)

John Himes' method of getting stamps loose with naphtha is way too hard. I've been using naphtha also, and I have a nice, dry, ready-for-album-mount stamp with a smooth back and no disturbed paper in a minute, which is how long John has to wait for his naphtha to evaporate from a stamp.

No bowl of naphtha, no knife, no water wash. For your stamp on a paper clipping, here's the technique in a nutshell, using:

naphtha

a piece of scratch paper

a cheap (not too fluffy) white terry washcloth

1. Wet the back of the clipping with naphtha.
2. Count to four, then peel back one corner of the clipping and pull it off the stamp.
3. Put stamp face down on the scratch paper.
4. Wrap the washcloth over a finger, squirt on some naphtha, hold one end of the stamp down and wipe the goo off half of the back. It just takes a few strokes.
5. Rotate the stamp and repeat to get the goo off the other half.

(To get off any residual adhesive, switch the spot on the washcloth and repeat. It might take a touchup after the second wiping.)

Naphtha can be purchased from any paint store. It's probably in the paint section of your local hardware as a paint solvent. It's available in quarts and gallons. I got a gallon, a lifetime supply, and refill the Ronsonol can from that. It's volatile, but has a low flash point, so won't go "boom" in your face like gasoline might. It's also used as Tiki torch fuel. It dry-cleans spots like a champ, and the Ronsonol cans even say so. It also gets off stubborn stickers (like stamps).

Actually, I use a Walgreens lighter fluid container. It's bigger, it was cheaper than Ronsonol, and it's the same stuff. And the container, for some reason, doesn't dribble naphtha as does the Ronsonol can. Read the label, and if it says "naphtha," buy the cheapest brand.

When you start to peel the clipping paper, you can tug with no harm, as long as the corner of

the clipping peels when bent back. Some stamps are more stubborn, and you have to wet the back of the clipping a second time to soften the gum.

Don't do the wiping bit on fine furniture. Work on a Formica or plastic table or counter, or on a plastic notebook cover. (I worked with a stamp on a plastic notebook propped on my knee.) Wipe from the center of the stamp out toward the edge. You can rub with some force, since naphtha doesn't soften the paper as does water.

Toss the scratch paper after a couple of stamps, so you don't transfer the gum you've already wiped off to another stamp. It's scratch paper, so destined to be tossed anyway.

There is no point in a water wash. Naphtha is not washed out by water, and neither is the adhesive. Naphtha gets the adhesive off, and then it leaves, just like the Panda did in "Eats, Shoots and Leaves". (This is why you should watch your commas.)

When the washcloth has seen some use, toss it in the wash. If it comes out sticky, toss it into the garage rag bin and use another. These are cheap. If they're not, you are using the wrong kind (try a "dollar" store).


— Rudy de Mordaigle #1830

(For a review of this method, see page 39.)

Stamp Toons

by Tom Babb

Be still... I'm trying this "Naphtha"-brand naphtha to get the gunk off your back!



“Valley/Peak to Knoll Top”

This is the second in a series of articles on the Dramatic Die Cut Shifts found on the 44¢ Star Flag (2009-7) and the 28¢ Polar Bear (2009-2), both from Avery Dennison. All rolls of either issue I have examined so far come with a dramatic die cut shift *every 25 stamps* along the roll. Sometimes these shifts occur within a plate strip of five (PS5) with a plate number, but most often they do not. The shift covered in this article is the shift **from** a Valley/Peak (VP) die cut **to** a Knoll Top die cut (a variant of a Valley/Peak caused by die-cutting misalignment). Information in these articles will be incorporated into the revised Avery Dennison Die Cut Varieties publication to be offered in April 2010.



Valley/Peak Die Cut



Knoll Top Die Cut

To understand the die cutting shift that occurs every 25 stamps along the Avery Dennison coils, one must know what a normal version of each variety looks like. *[Editor's note: Discussing die-cut patterns or shapes can sometimes be confusing, especially for readers who are not familiar with them. To simplify matters, please note that there are **three** types of single-stamp die-cut patterns involved:*

- 1) a die-cut pattern that is the normal, intended pattern to be seen by the stamp user (an example is shown here, above at left – notice left-side peaks and valleys would “match up” with the right-side ones).
- 2) a die-cut pattern that is a variety of the “intended”, caused by a slight misalignment, up or down, between the vertical die cuts and the printed-stamp row (an example is shown above-right – a slight shift down of the die cuts in relation to the printed row; note that the left side still “matches up” with the right).
- 3) a die-cut pattern that is a *hybrid*, showing a shift occurred **between the two sides** of one stamp – with one pattern at left and a different one at right (the subject of this article, described on the next page).]

Above at left is a Valley/Peak die cut. It has a valley in the upper-left corner and a peak in the lower-left corner. The right edge has a peak at the top and a valley at the bottom. *(This is one of the two major “normal, intended” patterns for current rolls of 100 from Avery; the other is the “Peak/Valley” where the locations just described have the opposite shapes noted.)*

Above at right is a “knoll top” die cut (of a Valley/Peak pattern). Note the *less-extended* bump or “knoll” at the upper-left corner, and its corresponding cut-out shape (named a “shallow valley” Avery separator) at the top-right corner. Also, the bottom-left corner has only a half of a peak. *(please see page 37)*

(from page 36) [Editor's note: The Knoll Top variety is created of a Valley/Peak die cut pattern when the die cutting is misaligned downward a bit in relation to the stamp design. If this unintended slip had not occurred, only the lower half of these "knoll" and "shallow valley" vertical (row) separators would show. This is because normal row cutting would split the separators in half, also leaving a full peak at bottom left. This would create the "normal" Valley/Peak die cut, described earlier.]



**"Valley/Peak to Knoll Top"
Dramatic Die Cut Shift**

← The "shallow valley" separator normally found on right edge of a Knoll Top die cut variety. But this stamp does not have a corresponding "knoll" on the left side: It has a dramatic die cut shift between its two sides instead (see text).

The single stamp at left shows a dramatic die cut shift. It has the pattern of a Valley/Peak die cut on its left edge, but a Knoll Top's right edge pattern on its right edge. (Recall a Knoll Top is so-named because its *left* edge starts with a knoll [short bump], even as its *right* edge starts with the matching "shallow valley". See the 28¢ Polar Bears on the previous page to view what a normal Valley/Peak and a normal Knoll Top should look like.)

Used-single and cover collectors should have fun finding these dramatic die cut shifts. PNC examples, mint or used, should be challenging to find due to their random coincidence of PNC plus die cut shift.

Future articles will illustrate some of the other types of these dramatic shifts (listed in the chart below) found among Avery-supplied rolls of 100 currently on sale in U.S. post offices.

Avery Dramatic Die Cut Shifts, Known To-Date	
44¢ Star Flag (2009-7)	28¢ Polar Bear (2009-2)
Yes.....	Bell Bottom-Left to PV.....Yes*
Yes.....	PV to Thimble Top.....(not known)
Yes.....	PV to Bell Top-Right.....Yes
Yes.....	VP to Knoll Top.....Yes
Yes.....	Knoll Bottom to PV.....Yes
Yes.....	Thimble Bottom to VP.....Yes
Yes.....	PV to Lower PV.....Yes
Yes.....	VP to Lower VP.....(not known)
*– shown in February 2010 Coil Line, pp. 24-25	

20¢ Pumper Plate Variety Found by Rob Washburn




Four 20¢ Pumper #11 PNCs found with a faint constant plate variety (described in text below).

I have found a new constant plate variety, of a cracked plate, on the 20¢ Pumper #11 plate number coil (Scott 1908). So far, I've found four used singles and two covers, all with the same cracks.

The cracks are not really easy to see, but I have included a scan of the one that shows the best and I hope you can see it. Scans of three of the other five used singles are shown, too. The vertical cracks start with a small crack (actually, two tiny little gouges) extending downwards from the bottom-left of the letter "e" of "Pumper". Then there is a small crack extending upwards just off the upper-right edge of the small "p", and a larger crack starting above and between the "p" and "e" extending to the top of the stamp. (There might be a "continuation" plate crack variety still to be discovered at the bottom of other #11 PNCs.)

It's hard to believe this variety hasn't been found in the approximately 28 years the 20¢ Fire Pumper has been around, because although very light in color, it is a pretty good-size plate crack (certainly not as dramatic as the "Smokestack" crack variety found on other 20¢ Pumper #11 PNCs).

(Editor's note: The vertical crack extending above the letters to the top of the coils is about the only feature that is visible, if barely, in these close-up pictures shown below. While they are visible in Coil Line's electronic edition, they might not appear in the print edition. The pictures are included here to provide, along with the above description, guidance on where and what to look for. Also, note the approximate spot between the "p" and "e" at top of stamp for where to look for a crack along the bottom of other #11 PNCs that might have come from the adjacent row above these stamps' row.)



Respective close-ups of the constant plate variety on the four 20¢ Pumper PNCs at top of page. (The starting spot and the vertical portion are indicated on the last example.)

Classified Ads

PNC USED SINGLES, used strips, MNH PS5s. Great prices! Guaranteed quality! No hassles! Visit <http://www.angelfire.com/ca5/HimesPNCs> or send LSASE for lists to John Himes, PO Box 453, Cypress, CA 90630 - 0453. Member 957

USED PNC SINGLES and strips. Send for free, updated daily, pricelist. Quantity lots plus used booklet singles. Bob Murrin, PNC3-LM, PO Box 10100, St. Petersburg, FL 33733-0100, Email me at Bmurrin@gte.net. Member 1369

CLASSIFIED AD rates are 6¢ per word, with a minimum cost of \$3.00 per insertion.

PNC³ members are entitled to two free 50-word ads per year. (There is a 10¢ charge for each word over 50 with free ads.) Contact the editor to place an ad.

Attention, Display Advertisers!

Coil Line's Advertising Director
Is Available to Work with You!

Claim This Space
(or another page in *Coil Line*)
for your Attention-Getting Ad

Contact: Ron J. Kramer,
ronjkramer@aol.com, 575-521-1336

(see page 30 or 48 for 1-time insertion rates)

Review: A 2nd Method Using Naphtha by Ron Blanks

When John Himes' method of removing self-adhesive stamps from paper using naphtha was published in *Coil Line* (January 2010, p.8), several readers had already tried it with positive results. Since that issue also shared their reports, I wasn't yet compelled to test his method myself.

Now PNC³ member Rudy de Mordaigle says he has a much simpler method (described on page 35). He sent along a non-coil example he had removed (a 44¢ Purple Heart). When I tested the stamp's back by rubbing it with my thumb, it seemed to have some residue on it, so I continued rubbing until the residue darkened (see picture at right). I thought Rudy's method should be tested before publishing it, so what follows are my test results.

In short, Rudy's method does work "for the most part" and is useful. But as with water-soaking for water-activated-gum stamps, one method does not fit all. While my testing for this report was limited, I did run into various scenarios that deserve comment so you are better prepared to try this method yourself. (Note that you should practice with some common stamps first to gain experience.)



The first two steps given are:

1. Wet clipping's back with naphtha.
2. Count to four, then peel back a clipping corner and pull paper off stamp.

In my testing, the stamps were on envelope paper. One has to consider the size of the paper clipping and work accordingly. If a clipping is cut too close to the stamp, you won't have enough margin
(please see page 40)

Review: A 2nd Method Using Naphtha by Ron Blanks

(from page 39)

(literally, and for error) to grab and peel back in a timely manner and with less care as with a wider-margin clipping.

Also, the “count to four” is not a hard-and-fast rule. Depending on how much naphtha you apply, you will see a difference in the time it takes for the paper backing to become soaked. Also, it almost goes without saying that anything to which the stamp is attached besides ordinarily thick envelope paper will require “pre-treatment”. Cardboard, and even USPS-provided Priority Mail or Express Mail cardstock, will need to be carefully “thinned down” first so you can reasonably soak the remaining paper with naphtha and also “peel” it back from the stamp.

The last three steps given are:

3. Put stamp face down on scratch paper.
4. Wrap washcloth over finger, squirt on some naphtha, hold one end of stamp down and wipe the goo off half of the back. It just takes a few strokes.
5. Rotate stamp and repeat to get goo off the other half.

I found out that not just any scrap paper will do. While I used ordinary copier paper, I also tested one stamp using a newspaper insert destined for recycling, printed on what I considered a heavier, solid paper. However, naphtha smeared the ink and got on the cloth, so I will only use white paper. Also, for larger scrap paper like a letter sheet, use a plan for placing each later stamp to avoid earlier spots now stuck with adhesive. I started near the top of a sheet and marked off areas used with an ink pen to avoid them later. (Be sure scrap paper catches all wiping-off.)

There is no general way to know how many strokes of wiping the back of stamps with naphtha is needed to remove the adhesive. In many cases I

could not even see adhesive on stamps, even using 120 watts of unshaded light six feet away. I learned that for those stamps where adhesive can be seen, this required looking at a very low angle (in my case, the wall-mounted lamp allowed a better angle and remained in my peripheral vision). On the back of stamps, when I saw adhesive, it appeared dull while the cleared-away area appeared slightly glossy or brighter.

For stamps where I couldn't see the adhesive, I tested their backs for stickiness with a clean finger. When I found one still sticky, I repeated the naphtha-wiping “on faith” and re-checked them.

For some types of stamps, plan on at least five minutes wiping per stamp, and be careful so you don't “catch” the stamp and crease it when moving back to its center for another wipe. (I creased one of the larger-sized commemoratives, a 42¢ Disney, this way – of course they require more time for wiping than smaller regular stamps.)

I didn't have one of the linerless coils handy to test (37¢ Snowman [Scott 3680-83], 33¢ Berries [3404-07], scarce 32¢ Flag over Porch [3133], or even scarcer (25¢) Juke Box [3132]), assuming any of these older issues' adhesive would release even using naphtha. So I tried stamps on-paper at least as difficult – the thinner “Forever” Liberty Bell and 44¢ Holiday ATM-sheetlet singles. Not only did their adhesive require the most time to remove, but a **lot of force** is required as well. And one of the Liberty Bell stamps did not release its last corner completely when I peeled back the paper, ruining it.

In summary, this method worked OK for recent coil stamps from the three main suppliers: Ashton Potter, Avery, and Sennett. Note that it didn't work for two random 32¢ Flag over Porch coils whose clipping paper wouldn't release, about which John Himes warned in his January 2010 article. Three of the successfully cleaned stamps are shown below.



Terms & Codes Used

1. Numbers in () indicate **total** number of items in lot; [] = number of items within a *subset* of the lot.
2. All lots are listed with a minimum starting bid and bids must conform!
3. For precancel strips: If there is a gap, it is listed; no listing = NO GAP!
4. In case of a tie bid, the **earliest** postmark or email date wins.
5. All winning bids will be at one bidding increment over the second high bidder.
6. I will not accept phone bids; bids must be only via mail and email! (**Please find Bid Sheet on wrapper for mail use.**)
7. R = right, L = left, HVY = heavy, Lt = light, BMC = black machine cancel, PMC = purple machine cancel, FDC = first day cover or cancel, S-# = plain strip, P = position, RHC = red hand cancel, @ = at.
8. ALL Bids must be in the auction director's hands by the closing

- date **Saturday, April 3, 2010** and not just postmarked by then!
9. Bids not conforming to the bidding increments will be lowered according to the proper increment.
10. "Buy Bids" will be accepted, but realize that only one Buy Bid can be honored and that is the *first* one, and at only one advance over second high bidder.
11. Bids with a (+) after them can be used to break a tie only if needed.
12. Please, when placing a bid over the Internet, DO NOT use a spreadsheet or other such program as I have problems opening them. Just place in a standard email form. Once placed, please do not mail a confirming copy. The email address to send your bids to is PNC3auctions@aol.com. No phone bids please!
13. If you need to call me with questions on a lot but NOT to place a bid, please call after 7 p.m. Chicago time as I still work a full-time job. (773) 622-0663.

BIDDING INCREMENTS

\$1.00 TO \$4.75 = .25
\$5.00 TO \$9.50 = .50
\$10.00 TO \$49.00 = 1.00
\$50.00 TO \$97.50 = 2.50
\$100.00 TO \$495.00 = 5.00
\$500.00 AND OVER = \$10.00

"I would like to thank all the members that have donated lots for this auction and future ones, since I always seem to have a backlog of them from auction to auction. Please bid on these as they help keep your dues as low as they are. Good luck in this auction both as sellers and bidders."

--Joe Sedivy,
 Auction Director

Email: PNC3auctions@aol.com

*** Bid Sheet is on inside of back cover wrapper.***

Lot #	Item	Description	Min. Bid	Lot #	Item	Description	Min. Bid
A. ----- Mint Plate # Pairs -----				016	490	1¢ Washington, Horiz line pair, F-VF	\$3.50
001	1895	20¢ Flag, #4, VF, tagging shifted 5mmL & 1-1/2mm up	25¢	017	496	5¢ Washington, Horiz line pair, F-VF	30.00
002	2281	25¢ Bee #2, used single, VF, untagged error	\$20.00	018	1900	5.2¢ Sleigh, line pair, #1, F perf touch @R	1.00
003	348	1¢ Franklin, vert. line pair, XF	150.00	019		line pair #2, XF, line XF	1.50
004	349	2¢ Washington, vert. line pair F-VF close @R	170.00	020	1901	5.9¢ Bike, line pair, #3, VF, line VF	1.50
005	355	5¢ Washington Horiz. Line pair, VF	750.00	021		line pair, #4, F-VF, line F-VF	1.50
006	387	1¢ Franklin, Horiz line pair, VF, gum problem top L corner	200.00	022	1904a	10.9¢ Hansom PC, line pair, line gap, #2, VF, line VF	2.00
007	412	1¢ Washington, Horiz. Line pair, VF	85.00	023		line pair, line gap, XF, line XF	20.00
008	413	2¢ Washington, Horiz. Line pair, XF	200.00	B. ----- Mint Plate # Strips of 4 -----			
009	447	5¢ Washington, Horiz line pair, F, high & R	300.00	024	1891	18¢ Flag, #1, XF	34.00
010	450	2¢ Washington, vert line pair, F perf touch @ bottom	50.00	025		#2, VF bit high	2.00
011	452	1¢ Washington Horiz line pair, F close top & R	55.00	026		(2) #2, F-VF, #4, VF	3.00
012	455	2¢ Washington Horiz line pair, F-VF low & R	55.00	027	1895a	20¢ Flag, #4, F-VF bit high	1.50
013	457	4¢ Washington, Horiz line pair, VF, hinge remnants top & bottom	90.00	028		(7), #1-3,5,11,13,14 F-XF	7.00
014	458	5¢ Washington Horiz line pair, F-VF close @L, hinge remnant, nbr written back of R stamp	95.00	029		(7), #2,9-14, VF-XF	16.00
015	489	3¢ Washington, Vert line pair, F-VF, close @top, couple of short perfs at bottom	30.00	030		(6), #4,6,8-10,12, F-VF	7.00
				031	1901a	5.9¢ Bike PC, #3, VF, line VF-XF	4.00
				032	1903	9.3¢ Mail Wagon #6 F-VF close@R line F-VF	20.00
				033	1904	10.9¢ Hanson, #2, VF, line S	2.00
				034	1908	20¢ Pumper, #2, VF, line VF	29.00
				035	2005	20¢ Consumer, #1, VF, line VF	2.00

Lot #	Item	Description	Min. Bid	Lot #	Item	Description	Min. Bid
B. ----- Mint Plate # Strips of 3 (con't) -----				... plate #, others OK			
036	(2), #1 VF-XF, line VF, #2, VF-XF, line S		\$2.00	086	#14, XF-S, tag box 19x21-1/2		\$4.00
037	#3, VF, line XF		4.00	087	(4), #16, F-VF		5.00
038	2915A 32¢ FOP, #89899, 10x10 pv/vp, F-VF		100.00	088	2115b 22¢ Flag, #18, XF-S, tag box 19x22-3/4mm		46.00
039	O-135 20¢ Official, #1, VF-XF		6.00	089	2115 22¢ Flag, (5), #21, VF		6.00
040	#1, XF		2.00	090	(11) #1-8, 10-12 XF-S mixed size tag boxes		35.00
041	O-139 D Official, #1, VF		5.00	091	(11) [10] #13-22, XF-S, mixed size tag boxes, #2115c 22¢ Flag, #T1, VF-S		55.00
C. ----- Mint Plate # Strips of 4 -----				092 2115b 22¢ Flag, #8, F-VF bit low, D press, tag box 19x22-1/2			
042	1891 18¢ Flag, #1, F-VF, # on right stamp, perfs bent between #2&3		7.50	093	2115c 22¢ Flag test coil, (5), #T1, VF		6.00
043	1901 5.9¢ Bike, #4, F-VF, line VF		1.00	094	2124a 4.9¢ Buckboard PC, (2), #1, F-VF, line F, #2, VF, line XF, both from row 1 of web have Dble. Bar break @ 1-3/4 R top & bottom lines		3.00
044	1907 18¢ Surrey, #9, XF, line XF		3.00	095	(2), #3, XF, line F-VF, #4, XF, line XF, both line gap		3.00
045	2005 20¢ Consumer, (2), #2, VF, line XF, #3, VF, line VF		2.00	096	(2), #5&6, F-VF, lines F, both from row 2 of web, show Dble. Line gap top line only		5.00
046	2115a 22¢ Flag, (5), #8, VF-XF		4.25	097	2128a 8.3¢ Ambulance PC #1 XF, line XF, line gap		1.50
D. ----- Mint Plate # Strips of 5 -----				098 2132b 12¢ Steamer, #1, XF, B press			
047	1891 18¢ Flag, #2, VF bit high		35.00	099	2134 14¢ Iceboat, #1, VF, line XF		1.00
048	#7, XF, few light marks on gum, but NH		28.00	100	(2) #2135, 17.5¢ Race Car, #1, F-VF, #2262, 17c Dog Sled, #1, F-VF		4.50
049	1895 20¢ Flag, #4, VF		295.00	101	2136 25¢ Bread Wagon, (4), #1-4, VF-XF		5.50
050	#6, F-VF		90.00	102	(5), #1-5, XF		6.50
051	1895a 20¢ Flag, #12, VF		6.00	103	2228a 4¢ Stage, #1, F-VF high, overall tag		3.00
052	1898Ab 4¢ Stage PC, (4), #3, LG, #3-5, gap 1L, all XF, lines XF		6.00	104	2231 8.3¢ Ambulance PC, #1, VF, B press		3.00
053	1900 5.2¢ Sleigh, #5, F-VF, line VF		100.00	105	2252a 3¢ Conestoga, #5, XF		4.00
054	1900a 5.2¢ Sleigh PC, #5, VF, line VF		4.00	106	2255 7.6¢ Carreta, (3), 1-3, XF, #2 is under inked wheel type		10.00
055	1901 5.9¢ Bike, #3, F-VF high & R, line VF		2.00	107	2256 8.4¢ Wheelchair, (3), #1-3, VF-XF		5.00
056	#3, F, perfs just touch @R, line F-VF		1.00	108	#3, VF		2.50
057	#4, F, perfs just touch #R, line F		1.00	109	(4) #2257b, 10¢ Canal Boat, #2&3, #2257c, 10¢ Canal Boat, #4&5, #4 has tagging break @ 1L, all VF-XF		1.00
058	#4, F-VF low & L, line F-VF		2.00	110	2258 13¢ Patrol Wagon, #1, VF		
059	(2), #3&4, F-VF, lines VF		5.00	111	2280 25¢ Yosemite, #1, VF		1.50
060	(2), #3&4, XF, lines XF		10.00	112	#7, XF		2.00
061	1904 10.9¢ Hansom, #1, VF, line F-VF		6.00	113	2280a 25¢ Yosemite (prephos) #1, XF		10.00
062	1904a 10.9¢ Hansom PC, #1, XF, line S		10.00	114	#1, F-VF		20.00
063	#2, VF bit low, line VF, line gap		12.00	115	(3), #9-11, VF-XF		5.00
064	1906a 17c Auto PC, #2C, XF, line XF-S, line gap		10.00	116	(3), #13-15, XF		6.00
065	#3A, XF, line S		2.00	117	2452a 5¢ Circus Wagon, #1, VF		1.50
066	#3B, XF, line VF		20.00	118	(3) #2457, #1, #2458, #11 & 22, all VF-XF		4.50
067	1907 18¢ Surrey, #1, F-VF close @L, line VF-XF		40.00	119	2458 10¢ Semi, (2) #11 & 22, VF		2.00
068	#3, XF, line VF		30.00	120	2464a 23¢ Lunch Wagon, #3, F-VF # just clears bottom, dull gum		2.00
069	#3, XF, line VF		50.00	121	#3, XF, shiny gum		1.25
070	#15, F-VF, line VF		18.00	122	#4, XF, shiny gum		2.00
071	#16, F-VF, line XF		18.00	123	2466 32¢ Ferryboat #5, XF, low gloss gum		2.50
072	(8), #2,5,6,8,13,14,17,18, XF-S, lines XF-S		6.00	124	2468 \$1.00 Seaplane, #1, VF bit low		6.00
073	1908 20¢ Pumper, #3, S, line S		2.50	125	2468c \$1.00 Seaplane, #3, XF low gloss gum		6.00
074	#12, XF, line VF		4.00	126	2491c (2), 29¢ Pine Cone, #B1, XF, 1 liner A, 1 liner B		4.00
075	#14, XF, line XF		4.00	127	F Flower, #1211, XF		6.00
076	2005 20¢ Consumer #1 F-VF close @R, line F-VF		15.00				
077	#1, XF, line XF		28.00				
078	#1, F-VF, line VF		20.00				
079	#2, XF, line XF		28.00				
080	#3, VF, line XF		35.00				
081	20¢ Consumer, #4, VF, line VF		25.00				
082	#4, F-VF, line XF		20.00				
083	2115 22¢ Flag, (1) ps-5, (4) ps-4, #2, VF-XF		4.50				
084	#7, XF, tag box 17x22mm		5.00				
085	(5), #10, VF, 1 strip with oil stain?? Near...		6.00				

Lot #	Item	Description	Min. Bid	Lot #	Item	Description	Min. Bid
D. ----- Mint Plate # Strips of 5 (con't) -----				171	(3), #6777, 7777, 8888, all VF		\$10.00
128	(3)	F Flower, #2525, 29¢ Tulip, #S11111 & S22222, roulettes, #2526, 29¢ Tulip, #S22222, perfs, all VF-XF	\$7.00	172	(16) all different plate #s for this one, XF		26.00
129	2529	19¢ Fishing Boat, #A1112, VF	1.25	173	3133 32¢ FOP linerless, #M11111, XF		5.50
130		(4), #A1111, A1112, A1212, A2424, all XF	7.50	174	3265 H Hats (SA), #1131, VF		5.50
131		(12), all plate #s for this one AND includes #2529b #A5555 untagged, All are XF	12.00	175	#2222, VF		2.50
132	2602	10¢ E&S, #A12213, XF	5.00	176	3266 H Hat (SA) #1111, XF, has top aqua back #2460 @ position 5		5.50
133		#A12213, XF	2.50	177	3281 FOC, #9999, VF		2.50
134		(7), #A1111, A1112, A12313, A21112, A21113, A22112, A22113, All XF-S	7.00	178	3281d FOC, #9999A, small date, VF		8.50
135		#A1110101011, XF	4.00	179	3447 (10¢) Lion, (4), #S11111, S22222, S33333, S55555, all VF-XF		4.50
136		(4), #A1110101010, A1110111010, A1111101010, A1111111010, VF	6.50	180	3477 34¢ Liberty, #7777, F-VF		5.00
137		#A1110101011, XF	6.00	181	3550 (34¢) UWS Flag, #3333, VF		5.00
138		(4), #A1411101010, A1411101011, A1412111110, A1412111111, VF	6.50	182	3617 23¢ Washington. (4), #V13, V24, V45, V46, F-VF, pv/vp		9.00
139	2603	10¢ E&S, (5), #11111,22221,22222,33333,44444, all VF	7.50	183	3632A 37c Flag, #S4444, vp/pv, VF solid tagging		80.00
140	2605	23¢ Flag Presort, (7) #A111, A112, A122, A212, A222, A333, A222 with fat red 2, all VF-XF	17.00	184	3632Ae 37¢ Flag, #S4444, uneven tagging, VF-XF		4.50
141	2813	29¢ Love, #B1, XF	5.50	185	3632Cd 37¢ Flag (2) #S1111 XF top pink back #00380 @ pos. 1 & btm pink back #00600 @ pos. 1		9.00
142	2890	Blue G Flag, #A2313, VF	5.00	186	3633A 37¢ Flag, #B1111, XF		6.00
143		#A4435, VF	160.00	187	3633B 37¢ Flag, #P1111, VF		8.00
144	2892	Red G Flag, (2), #S1111 & S2222, XF, roulette type	6.00	188	3770 (10¢) Atlas, (2), #V11222, middle aqua back #05540 position 1 #V22111, bottom aqua back #06820 position 1, both VF-S		5.00
145	2911	(25¢) Jukebox, (4), #111111, 212222, 222222, 332222, XF	9.00	189	3829 37¢ Egret (2) #V3212 & V3222 pv/vp both VF		7.00
146	2913	32¢ FOP #11111 low gloss gum, F-VF high	2.00	190	3981 39¢ Liberty, #P1111, XF		3.00
147		(2), #22221 & 34333, VF-XF	8.00	191	4262a 27¢ Fruits, #V1111111, vp, XF		2.25
148		#44444, XF	2.50	192	CV31 Variable Rate Shield, #1, VF, old font dull gum, values of strip are 1¢, 2¢, 3¢, 4¢, 5¢		5.00
149		(2), #91161 & 99969, VF-XF	7.50	193	#1, old font dull gum, VF, 20¢ values		5.00
150	2915A	32¢ FOP (SA), #87898, 10x10 pv/vp, F-VF	6.00	194	#1, old font dull gum, VF, 29¢ values, on 4th stamp value shifted down about 3mm		5.00
151		#89878, 11x10 pp/vv, F-VF	5.50	195	CV31a Variable Rate, #1, old font shiny gum, 21¢ values, S		5.00
152		#89899, 10x10 pv/vp, F-VF	225.00	196	SAME but 29¢ values		2.00
153		#97898, 11x10 pp/vv, XF	7.00	197	(4) #CV31, #1 values of 19¢, 29¢, #CV31a, #1, value 29¢, a #CV32 #A11 value 29¢, all VF		12.00
154		#99899, 10x10 pv/vp, XF	8.00	198	CV33 Variable Rate Shield, #11, values 32¢, XF		2.00
155		#99999, 11x10 pp/vv, XF	4.00	199	TD136 Test Coil, NO#, square die cut, w/tagged line right side of middle stamp, VF-S		5.00
156		#78777A, 10x10 pv/vp, F-VF	8.00	200	TD137 Test Coil, #S1, S		5.00
157	2915C	32¢ FOP (SA), #66666, 11x12, XF	11.00	201	O-135 20¢ Official. #1, VF		25.00
158	2915D	32¢ FOP (SA), #11111, 10x10 pv/vp, VF	5.50	E. ---- Mint Plate # Strips of 6 or Longer ----			
159	3017a	32¢ Santa/Toys, #V1111, XF	8.00	202	1898Ab 4¢ Stage PC, PS-6 #4 F-VF, line VF gap 2L		3.50
160	3018	32¢ Midnight Angel, #B1111, XF	5.50	203	1906a 17¢ Auto PC PS-11, #3AB, S left to right, line S, # touches the bottom gap no trace @ top must be from 1st row of web, gap 5R		95.00
161	3044	1¢ Kestrel, (6), #1111, BYCM, BCMY, YMCB, #2222, 3333, 4444, all VF-XF	3.75	204	PS-11 #4AB, S left to right, # just touches, line XF, gap 5R		95.00
162	3054	32¢ Yellow Rose, #2223, VF	2.75	205	PS-10, #5AB, XF, line S, gap 5R		15.00
163	3054	32¢ Yellow Rose, #2233, XF	3.00	206	PS-10, #7AB, XF, line XF, gap 5R		15.00
164		(2). #2223 & 2333, both XF	6.50	207	PS-10, #5AB, F-VF, line VF, gap 4R		15.00
165		(2), #3344 & 3444, both XF	7.00	208	PS-10, #6AB, VF, line XF, gap 4R		45.00
166		#4455, XF	2.50	209	PS-10, #7AB, VF, line VF, gap 4R		15.00
167		(2), #4455 & 5455, both VF	6.50	210	2005 20¢ Consumer, PS-7, #3, F-VF low # just touches, line S		25.00
168		(2), #5555 & 5556, both VF	6.50				
169		#5566, VF-XF	3.00				
170		(2), #5566 & 5666, both VF	6.50				




Lot #	Item	Description	Min. Bid	Lot #	Item	Description	Min. Bid
E.		Mint Plate # Strips of 6 or Longer (con't)		244		PS-7, #3, XF-S	\$150.00
211		PS-7, #4, F-VF # just touches, line VF	\$25.00	245	2609a	29¢ Whitehouse, PS-2, #4, VF, finger prints on gum	10.00
212	2123A	3.4¢ Bus PC, PS-8, #1, VF, line XF, gap 3R. Shows missing period #4R	4.00	246		PS-2, #4, transition from imperf to perfs @R only, XF, has finger prints on gum	20.00
213	2124a	4.9¢ Buckboard PC, PS-6, #1, XF line XF, gap 1R	2.00	247		PS-3, #4, XF-S	50.00
214	2279	E Earth,(4), PS-7, #1111, 1211, 1222, PS-5, #2222, VF-XF	13.00	G.		----- Misperfs -----	
215	2605	23¢ Flag Presorted, (4), #A111, A112, A212, A333, VF-XF	13.00	248	2607	23¢ USA, PS-6, #1111, perfs down middle of plate #, VF horizontal	30.00
216	2799a	29¢ Christmas, PS-8, #V1111111, VF	5.00	H.		----- Miscuts -----	
217		SAME but centering is XF	7.00	249	1906	17¢ Auto PS-5 #1, XF vert, line VF, # 100% top shows a vert tag break on left stamp	9.00
218	(3)	#2888 G Flag Presort #S11111, #2893 G Flag Nonprofit #A11111 & A21111 all VF-XF	5.50	250		PS-5, #2, SAME	9.00
219	2890	Blue G Flag, (5), PS-7, #A1111, A1113, A1212, A1222, PS-5 #A1112, all VF-XF	22.00	251	1906a	17¢ Auto PC, PS-10, #5B, F-VF vert, line F-VF, # 100% top gap 4-1/16 R	35.00
220		(5), #A1311, A1313, A1314, A1324, A1433, VF-XF	24.00	252		PS-5 #5B XF vert, line S, gap 1L # 100% top	25.00
221		(5), #A2212, A2213, A2214, A2223, A3113, VF-XF	24.00	253		PS-6 #6B XF vert, line S, gap 1L #100% top	25.00
222		(5), #A3114, A3314, A3315, A3323, A3324, VF-XF	24.00	254	2115	22¢ Flag, PS-3, #1, XF vert, #20% top 80% bottom	1.50
223		(5), #A3423, A3426, A3433, A3435, A3436, VF-XF	24.00	255		PS-5, #19, XF vert, # 100% top design just clears bottom	3.00
224		(5), #A4426, A4427, A5327, A5417, A5427, VF-XF	24.00	256	2124a	4.9¢ Buckboard PC, PS-6, #5, XF vert, line XF, from web row 1 #75% bottom no trace at top, has dble line gap top & bottom lines	6.00
225	(3)	#2890 PS-7, #A5437, #2891 PS-7, #S1111, #2892, #S2222 All diff G Flags and VF-XF	15.00	257		PS-8, #1, XF vert, line XF, top web row 30% of # at bottom no trace at top, has dble gap @1R both top & bottom lines	5.00
226	2913	32¢ FOP, PS-7, #22322, XF	5.00	258		PS-8, #1, XF vert, line VF, row 2 of web, #30% top 70% bottom has dble gap @1R top line only bottom single gap @1R	5.00
227	2915A	32¢ FOP (SA) PS-7 #89899, 10x10 pv/vp VF	230.00	259		PS-7, #1, XF vert, line XF, row 3 of web, #90% top 10% bottom has dble gap @1R bottom line only top line single gap @1R	5.00
228		PS-7, #99899, 11x10 pp/vv, F-VF	70.00	260		PS-7, #1, XF vert, line XF, row 4 of web, #75% top 25% bottom has dble gap 1R both top & bottom lines	5.00
229		PS-6, #88888A, 10x10pv/vp, VF incision style A	2.50	261		PS-8, #2, XF vert, line XF, row 1 of web, #80% bottom no trace at top, has dble Gap @1R in both lines	5.00
230	3017a	32¢ Christmas, PS-8, #V1111, XF	6.00	262		PS-8, #2, XF vert, line XF, row 2 of web, #100% bottom 10% top has dble Gap @1R, top line only	5.00
231	3264	H Hat (6), PS-7, #1111 shiny gum, #1111 dull gum, #3333, 3343	35.00	263		PS-6, #2, XF vert, line XF, row 3 of web, #90% top 10% bottom has dble Gap @1R, bottom line only	5.00
232	(4)	#3344, 3444, all VF-XF, #3265 H Hat (SA) PS-7, #1111, 1131, 2222, 3333, #3266 H Hat with spaces, #1111 round die cut, bottom aqua back #1000, VF-XF	24.00	264		PS-6, #2, XF vert, line XF, row 4 of web, #90% top 10% bottom has dble Gap @1R in both top & bottom lines	5.00
233	3305a	33¢ Berries, PS-9, #B1111, S	3.50	265	2124a	4.9¢ Buckboard PC, (2) PS-5, #5 VF vert, line VF, #6, XF line XF both #'s 100% top and 10% bottom from row 4 of web, has dble gap @1R both top & bottom lines	10.00
234		(4) PS-9 #B1111, B1112, B2211, B2222, all XF	11.00	266		PS-8, #1, VF-XF vert, line VF, top row of web, No # on strip has dble. Gap @3R in both top # bottom lines	100.00
235		(5), PS-9, #B1111, B1112, B2211, B2221, B2222, all VF-XF	31.00				
236	3447	(10¢) Lion, (3), PS-7, #S44444, S66666, S77777, VF-XF	5.00				
237	3465a	(34¢) Flowers, PS-9, #B1111, XF	7.00				
238	(5)	#3465a, #B1111, #3481a, 34¢ Flowers #B1111, B2111, B2122, B2211, B2222, all XF-S PS-9	40.00				
239	3641a	37¢ Toys,(2), PS-9, #B11111, B12222, XF	7.00				
240	4262a	27¢ Fruits, PS-11, #V1111111, VF-XF	12.00				
F.		----- Imperfs -----					
241	631	1-1/2c Harding, right margin sheet pair, S	4.00				
242	2136a	25¢ Bread Wagon S-2 NO #, VF from #3 roll	8.00				
243		S-5, NO #, VF	10.00				

More lots → → → →

Lot #	Item	Description	Min. Bid	Lot #	Item	Description	Min. Bid
H. ----- Miscuts (con't) -----				K. ----- # ON # -----			
267		PS-8, #2, VF vert, line S, top row of web, # 50% bottom no trace at top, has dble gap @3R in both top & bottom lines	\$100.00	296 2604		10¢ E&S PS-5 #S22222, S, btm pink #05930	\$3.50
268	2132a	12¢ Steamer PC, (2), PS-6, #1&2, XF vert, lines XF, # 100% top both have line gap	4.00	297 2902		5¢ Butte, (2), #S111, S, top black #0480 & bottom black #1740	4.00
269	2262a	17.5¢ Race Car PC, PS-3, #1, F-VF vert, # 75% top and 25% bottom	1.50	298 2914		32¢ FOP PS-8 #S11111 XF top black #04260	8.00
I. ----- Constant Plate & Mat Varieties -----				299 2902		5¢ Butte, PS-5, #S333, XF, top black #1350	2.75
270	1895	20¢ Flag, PS-3, #14, XF, "Q" variety	15.00	300 2912		(25¢) Juke Box, PS-5, #S22222, VF, bottom pink #06240	4.50
271	1908	20¢ Pumper, PS-5, #15, F-VF, line F-VF, wounded "P"	10.00	301 2915		32¢ FOP, #S11111, XF, top black #00080	5.00
272	2115	22¢ Flag, #3, F-VF low but # clears, points on capital spire are missing	35.00	302 2915B		32¢ FOP, PS-5, #S11111, VF, pink dble btm & middle back # 00320 on position 2	7.00
273	2124a	4.9¢ Buckboard PC, PS-10, #4, F-VF, line S, gap @1L has long buggy wipe.	7.50	303 3228		(10¢) Handle Bars, PS-7, #P222, XF, round die cut, top aqua back #2920	6.50
274	2255	7.6c Carreta, PS-5, #2, VF, weak printing plain wheels	4.00	304		PS-7 #P444 XF round die cut, top aqua #0780	6.50
275	2281	25¢ Bee, S-2, NO#, XF, finger prints on gum, bee is shifted to right putting the head on the next stamp	10.00	305 3280		33¢ FOC PS-5 #1111 VF bottom aqua #2040	5.50
276	2466	32¢ Ferryboat, PS-5, #3, VF, low gloss gum. Blue dot below boat on position 4	3.50	306 3631		37¢ Flag PS-5 #S1111 F-VF btm pink #1480	5.00
277	2602	10¢ E&S, PS-5, #A21112, XF, broken yellow 1	8.00	307		PS-5, #S1111, XF, high middle pink #1380	4.00
278	2603	10¢ E&S, PS-5, #22222, XF, low gloss gum, extra blue 1	10.00	308		PS-5, #S1111, VF, bottom pink #0790	5.50
279	2915A	PS-5, #78777, 11x10 pp/vv, XF, dash above "U" @ 2L	15.00	309 3632Cd		37¢ Flag PS-5 \$S1111 VF, top pink #05190	6.00
280		PS-5, #88888, 11x10 pp/vv, XF, red dot in "2" of 32 on # stamp	40.00	310 3967		(39¢) Liberty, (2), PS-5, #S1111, VF, top pink #2690 & bottom pink #0640	7.00
281		PS-5, #88888, 11x10 pp/vv, XF, red dot lower right on # stamp	5.00	311 3980		39¢ Liberty, PS-5, #V1111, middle blue #09980, XF	6.00
282		PS-5, #9.9999, 11x10 pp/vv, VF	35.00	312 4131		(41¢) Flag PS-5 #S1111 VF btm pink #0530	8.00
283		PS-7, #9999/9, 10x10 pv/vp, VF-XF, 9's split on two stamps	950.00	313 4157		(10¢) Banner, PS-5, #V222, XF, low middle aqua #00670	2.50
J. ----- Tagging Varieties -----				314		PS-5, #V222, XF, bottom aqua #03760	3.00
284	1895c	20¢ Flag, used PS-1 #5, XF, few short perfs on both sides, untagged error	10.00	L. ----- Other Varieties -----			
285	1897A	2¢ Loco, PS-5, #8, XF, line XF, tagging break top clip @3L	2.00	315 2280		25¢ Yosemite, mint single NO#, F-VF, black tree type	20.00
286	1899	5¢ Motorcycle, PS-5, #4, F-VF, line F-VF, tagging break bottom clip @3L	1.00	316 2525		29¢ Tulip. PS-6, #S11111, F-VF,(2) joined strips by paper tabs from 10-roll stick unit	3.50
287	1906	17¢ Auto, PS-5, #2, VF, line VF, tagging break @2L perfs top clip	3.00	317 2523c		29¢ Rushmore PS-5, #7, XF, Toledo Brown	75.00
288	2112	D Eagle (2) #1&2 F-VF tagging shifted 5mm R	4.00	318		PS-7, #7, XF, Toledo Brown	90.00
289	2225A	1¢ Omnibus, PS-5, #3, XF, tagged error	10.00	319 2603		(10¢) E&S, PS-5, #11111, shiny gum, XF, Santa Ana Pink	5.00
290	2260	15¢ Tugboat, PS-5, #2, VF-XF, almost untagged just a few specs on the strip	6.00	320 3045		2¢ Woodpecker, PS-5, #22222, XF, thin red seam line 1R	4.00
291	2279	E Earth, Used single #1111 VF block tag on EP paper error cancel covers part of plate#	15.00	321 3475		21¢ Buffalo, PS-5, #V1111 vp, VF, back #000687163 on back of position 2&3, looks like position 1 stamp was removed and replaced on backing paper	10.00
292		SAME but plate #2222	15.00	322 3617		23¢ Washington. PS-5, #V45 vp/pv, XF, left side wavy cut from start of roll	3.00
293	2291	25¢ Bee, Used single #2, VF, untagged error, short perf T/R	15.00	323 3631		37¢ Flag, PS-5, #S1111, S, large hole perfs has top pink #1100 at position #1	3.50
294	2603b	10¢ E&S PS-5 #11111 VF-XF, tagged error	2.50	324		PS-5, #S1111, XF, small hole perfs, has bottom pink #2040 at position #1	3.50
295		(2) PS-5 #11111 &22221 F-VF tagged error	8.00	325 3769		(10¢) Lion, PS-5, #S11111, XF, has one large hole in row of perfs at line position, bottom pink #0020 @ position 4	2.00
				326 3829		37¢ Egret, PS-5, #V2111, XF, top bell cut	7.50
				327 3829		37¢ Egret, PS-5, #V2111, F-VF, top bell cut	5.00
				328 4385		(10¢) Banner, PS-5, #S111, XF, snowman perfs about 1/2 way down, has bottom pink #070 @ position 1	2.50

Lot #	Item	Description	Min. Bid	Lot #	Item	Description	Min. Bid
L. ----- Other Varieties (con't) -----				... cancel to #7 light tan cover of Dr. Barry A. Stein, both unopened, AND both are tagged errors, VF-XF			
329	4389	28¢ Polar Bear, PS-5, #V11111, VF-XF, vp, has sudden die cut shift moving die cuts down about 1-1/2mm R of # stamp	\$2.50	349	2904	S22222, on 7-1/2 x 5-1/4 window cover of American Heritage, & # 2907, #S11111, on #10 white cover of NYL Care health plan, both un-opened and VF-XF	\$2.00
330	4394	44¢ Flag PS-5 #V11111 XF diecut shift down between pos. 3&4, knoll cut @ bottom left	8.00	350	2915A	32¢ FOP, PS-1, #99899 11x10 pp/vv tied to #6 white cover by Northwest Boston 4,FEB, 1998 BMC to Delray Beach FL water dept VF	45.00
M. FIRST DAY COVER & PROGRAMS				351	3271B	10¢ E&S, #11111, on #10 white window cover for vehicle warranty notice, XF	5.00
331	1903	9.3¢ Mail Wagon, PS-2, #1, + #1582 sgl, XF, tied to Fleetwood FDC	25.00	352	3522	15¢ Woody #S1111 on Annuity Notice post card, 2 scuffs on card don't affect stamp VF	3.00
332	CV32	29¢ Variable Coil PS-1, #A11, tied to William III cacheted FDC, #14 of 33, VF	3.00	353	3617	23¢ Washington, PS-1, #V35, vv/pp on light green postcard of Jack Robbins clothing Store, Chicago, IL, Bell Cut Top	2.00
333	CV31	29¢ Variable Rate Coil, PS-3, #1, old font, tied to LEB cacheted FDC, VF	3.00	354	3632Cd	37¢ Flag, PS-1, #S1111 tied to #10 white window cover by Lancaster, PA 10 AUG 2005 BMC of Ducks Unlimited, VF	4.00
334	3132	(25¢) Juke Box linerless, PS-1, #M11111, + 3133 sgl NO# tied to USPS FD program	4.00	355	3770	10¢ Atlas, PS-1, #V21111, on #10 white window cover of Roaman's of Taunton, MA, shows color mis-alignment as Written up in <i>Coil Line</i> , XF	5.00
335	3133	32¢ FOP linerless, PS-1, #M11111, + sgl of #3132 NO# tied to USPS FD program	4.00	356		PS-1, #V22222, on #10 window cover of American Express, VF	5.00
N. OTHER COVERS				357		PS-1, #V33333, on #10 white window cover un-opened of Citi Prof. Card of Sioux Falls, SD, shows color mis-Alignment as written up in <i>Coil Line</i> , XF	5.00
336	1908	20¢ Pumper, PS-1, #5, tied to Snow Goer sweepstakes reply card by Iron Mountain MI 1983 BMC, F-VF	1.00	358	3874	5¢ Seacoast, PS-1, #P8888, on #10 white cover of Paws Chicago, un-opened, XF, picture of cat & dog on front	7.00
337	2186	25¢ Bread Wagon, (4), #1-4 on utility reply window covers	2.00	359		PS-1 #P3333 on lt blue #10 window cvr, VF	2.50
338	2115	22¢ Flag, (9) #2,8,10,12,15,16,18,19,22, all F-VF on utility reply covers	2.00	360		PS-1, #P9999, o #10 window cover of the Smithsonian, XF	3.00
339	2149a	18¢ Washington PC PS-1 #33333 F-VF on #8 white cover, perfs short @R but there	2.00	361	(6)	Diff PS-1, on covers or cards #2902, #S111, #3844A, #1111 YMCB, #2130A PS red, #3, #3055, #2222, #3617, #V35 v/p, #3053, #S1111, F-VF	3.00
340	2254	5.3¢ Elevator, PS-1, #1, on #10 white window cover of Planned Parenthood, VF	2.00	362	(8)	Diff PS-1 on diff size covers #3281, #3433, 1111A, 3333A, 4444A, 2222B, #3278, #V1111, V1112, V2212, all F-VF-XF	2.50
341	2256	8.4¢ Wheelchair, (3), #1-3, all on #10 tan window covers of Nat'l Right to Life, Emerge Ministries & Nat'l Right to Life covers, #1 w/ pen scribble on cover front	6.00	363	(9)	Diff PS-1, most on #10 white covers, #2518, #11111, #2525, #1111, #3775, #B11, #3801A, #S11111111, #2905, #S222 & S333, #3447, #S44444, #3207A, #S333, #3263, #1111, all F-VF-XF	7.00
342	2279	E Earth, (3), #1111, 1211, 1222, all on utility window reply covers, F-VF	1.50	364	(10)	PS-1 on diff size covers, #3632, #8888, #2464, #3, #2606, #A2222, #3207A, #222, #3281, #1111A, 3333A, 4444A, #3278, #V1111, V1112, V2212, al F-VF-XF	4.00
343	2602	10¢ E&S, PS-1, #A77777, on #10 white cover w/enclosure of Evanston Christian Coalition, opened roughly at top, F-VF	1.00	365	(11)	most PS-1, all on #10 size covers, #4134, #V1111, #3632, #1111A, #3447, #S11111, #2130A PC red, #2, #3207A, #1111, #2902B, #S111, #2454, PS-5, ...	7.00 (lot con't) → →
344	2602	10¢ E&S, (2), PS-1s, #A88888 on 7x5 window cover of Lord & Taylor, & #A99998 on #10 cover of Investment Fund, VF-XF	2.00				
345		(2), #A1010101010 mach cut perfs, on #10 white window cover of NRA, & #8 gray cover w/#A1412111111 from Sears, VF-XF	1.00				
346		#A1111111010, on #10 white window cover of Ford, VF-XF	4.00				
347		(3), #A1010101010 tied to #6 white cover rough open @ top of collector to collector, #A1110101010 on un-opened #9 white window cover of JC Penney Bank, #A1411101010 short perfs @L from affixing machine on 7-1/2 x 5 white cover of Citizens Bank, VF	7.00				
348	2603B	10¢ E&S, (2), #11111 on 7x5 white window cover of Lord & Taylor, #22222 SE @R from affixing machine ties by mailer's...	40.00				


Lot #	Item	Description	Min. Bid	Lot #	Item	Description	Min. Bid
365	(con't)	<i>(this lot description began on prior page)</i> ...#S11, 80% bottom no trace @top, #3801, #S222222, #4273, #S111111111, the last 2 are open roughly, #3228, #111, #2906, #S111, all others are F-VF-XF		396	2464	23¢ Lunch Wagon, PS-3, #3, tied to Colorado Silk FDC	\$1.00
O. ----- Used Singles -----				397	(7)	FDCs 4 addressed, 3 un-addressed, NO #s, have S-1 to S-5, #'s 1902, 1905, 1893, 2129, 2262, 2258, 2452, all VF-XF, 4 have cachets and 3 homemade	1.00
366	1891	18¢ Flag, (7), all # for this issue, PMC, #6 has perf faults@L, others are F-VF	1,200.00	398	2115	22¢ Flag, PS-1, #12, VF, S/E #R, looks like from roll end, tied to #6 white cover by Minneapolis 29 JUL 1987 BMC	1.00
367		PS-1, #6, VF-XF, 1 short perf @ lower L	400.00	399	2603	10¢ E&S PS-2 #11111 + #1472 tied to post card by Oakland CA 3 Oct 200? BMC VF	1.00
368		PS-1, #6, VF-XF, light cancel	400.00	400	3281C	33¢ FOC, PS-1, #2222, small date type, tied to #7 white window cover by Boise ID 17 APR 1999 BMC, VF	1.00
369		PS-1, #7, F-VF, light red cancel	7.50	401	3796	25¢ Eagle, PS-1, #S3333333, of WEST of Egan MN, missing back flap, VF	1.00
370	1901a	5.9¢ Bike PC, #5, F-VF # just clears bottom, shows LG	8.00	402	(3)	#4273, 4283, 4293, PS-1's, all #S111111111 tied to white 2 utility reply window covers #1 #10 cover, VF	2.00
371	1904a	10.9¢ Hansom PC, #3, VF	20.00	403	(20)	#4273-92, complete set of stamps on mostly #10 white covers tied by diff CA spray cancels, VF	1.00
372	2115	22¢ Flag, #14, VF, light red cancel	4.00	404	4157	10¢ Banner, PS-1, #V111, on #10 window cover of <i>Linn's Stamp News</i> , VF	1.00
373	2913	32¢ FOP (6) #11111, 22222, 33333, 44444, 77767, #66666 has crease, others are VF	3.00	===== end of auction lots =====			
374	2915A	32¢ FOP S/A, (11), #44444, 45444, 55555, 66666, 99999, #11111A, 22222A, 33333A, 44444A, 66666A, 88888A all VF	2.50				
375		PS-1 #66666 10x11 vv/pp, last two 6s touch bottom others clear, F-VF, no ink cracking	1,200.00				
376		PS-1, #89878, 10x10 pv/vp, VF on piece	20.00				
377		PS-1 #13211A 10x10 pv/vp VF no ink cracking	50.00				
378		PS-1, #77777A, 10x10, vp/pv, VF, still has small bits paper on back, no ink cracking	25.00				
379	3054	32¢ Yellow Rose, (5), #4455, 5555, 5566, 6666, VF, #3344 F-VF has crease @top	2.50				
380	(4)	#3305 33¢ Berry [3], #B1112, B2211, B2222, #3306, Berry, #G1111, All VF	1.50				
381	3770	10¢ Atlas, #V12111, VF-XF	80.00				
382	3829	37¢ Egret, #V2121, 10x10 vp/pv, VF-XF, on piece	300.00				
383		#V3211, 10x10 vp/pv, XF, on piece	200.00				
384		#V3221, 10x10 vp/pv, F-VF, on piece	130.00				
385	(9)	Diff used PS-1, #2225, #2, #2452B, #A2, #2133A, #2, #1906 line pair, #7, #1908, #3,6,13, #6 hvy cancel, #2464, #3, #2466, #3, all VF-XF	3.00				
P. ----- Club Donations -----							
386	1903	9.3¢ Mail Wagon, PS-4, #5, XF, line XF	25.00				
387	1901	5.9¢ Bike, PS-5, #4, F-VF, line F-VF, gum problem @L	1.00				
388	1904	10.9¢ Hansom PS-6 #1 VF bit high, line XF	5.00				
389		PS-6, #2, VF bit high, line VF	5.00				
390	4385	10¢ Banner, (2), S-5, NO #, bottom pink #400 & 410 on position 3	1.00				
391	1900	5.2¢ Sleigh PS-3, #1, on U-604 FDC for both with Art Craft cachet	1.00				
392	2133	12.5¢ Pushcart PS2 #1 on Art Craft FDC VF	1.00				
393	2253	5¢ Milk Wagon, PS-3 + S2, #1, on Art Craft FDC, VF	1.00				
394	2130a	10.1¢ Oil Wagon PC, PS-3, #2, tied to Colorado Silk FDC	1.00				
395	2280	25¢ Yosemite, PS-3, #2, tied to Colorado Silk FDC	1.00				


Do you have a question for Joe Sedivy about a lot?

Please note that the deadline for bids has been extended one week beyond normal, to Saturday, April 3 because the auctioneer will be out of town for nine days, March 16 through March 24. Please submit any questions or requests for scans in a timely manner, keeping in mind that no response is possible during that time. (See page 42 for ways to reach Joe.)

Your bid sheet for mail-in bids can be found on the inside of the back wrapper.



Bids must be in auctioneer's hands by Saturday, April 3.



Membership Update

Mailing List Available

Rental of the club mailing list is available upon request. A one-time usage fee of \$50.00 includes preprinted address labels. Contact Dan Farrar, Secretary by email: farrard2@sssnet.com

New Applicants

Donald Jones (2153)
966 Broadacres Dr SE
Warren, OH 44484-2602
(330) 856-5120 (day & evening)
drjones000@earthlink.net

William Kutsche (2154)
7314 S Shawnee St
Aurora, CO 80016-6016
(303) 898-6772 (day) (303) 617-1424 (evening)
kutschebs@comcast.net

Mark Nedrow (2155)
PO Box 1080
Selah, WA 98942
(509) 697-6535 (day & evening)
Marks257roberts@charter.net

(The members committee will recommend for or against membership.)

New Life Member

J. Keith Young (977L)

“Thank you!” to the above PNC³ member, who has made this long-term commitment to the club.

Previous Membership Count	812
New Members	3
New Membership Count	815

Address Changes

Peter Tukker (1764L)
vtukkerp@aol.com

Robert Noble (2026)
rdnoble@windstream.net



Address Changing?



Change of Address forms and membership applications are available from Dan Farrar, Secretary, 3386 Excalibur Cir NW, Canton OH 44708-1143. Email: farrard2@sssnet.com.

Both forms are also on our website at:
www.pnc3.org.

Coil Topics Index this issue...

37¢ Flag affixer (2004, Sennett), untagged.....	34
Naphtha, a 2 nd method of soaking stamps.....	35
28¢ Polar Bear, Valley/Peak die-cut	36
28¢ Polar Bear, Knoll Top die-cut variant.....	36
28¢ Polar Bear VP to Knoll Top dramatic die cut shift.....	37
20¢ Pumper constant plate variety.....	38
Naphtha, review of a 2 nd method use.....	39

The Roll Size chart remains unchanged from Dec. The new 2010 Order Form for PNC³ publications has been postponed to April.

Display Advertising Rates

PNC³ Coil Line

• Full Page	\$ 100.00
• Half Page	\$ 80.00
• Third Page	\$ 65.00
• Quarter Page	\$ 45.00
• Sixth Page	\$ 35.00
• Eighth Page	\$ 20.00
• Back Cover	Add \$ 50.00
• Inside Cover	Add \$ 25.00
• Color Ad (for full page)	Add \$ 100.00
• Color Ad - Electronic Version	Add \$ 25.00
(Discounts available for multiple insertions.)	

PNC³ AUCTION #42 OFFICIAL BID SHEET

1. Numbers in () indicate **total** number of items in lot; [] = number of items within a *subset* of the lot.
2. All lots are listed with a minimum starting bid and bids must conform!
3. For precancel strips: If there is a gap, it is listed; no listing = NO GAP!
4. In case of a tie bid, the **earliest** postmark or email date wins.
5. All winning bids will be at one bidding increment over the second high bidder.
6. I will not accept phone bids; bids must be only via mail and email!
7. R = right, L = left, HVY = heavy, Lt = light, BMC = black machine cancel, PMC = purple machine cancel, FDC = first day cover or cancel, S-# = plain strip, P = position, RHC = red hand cancel, @ = at.
8. ALL Bids must be in the auction director's hands by the closing date and not just postmarked by then!
9. Bids not conforming to the bidding increments will be lowered to that level.
10. "Buy Bids" will be accepted, but realize that only one Buy Bid can be honored and that is the *first* one, and at only one advance over second high bidder.
11. Bids with a (+) after them can be used to break a tie only if needed.
12. Please, when placing a bid over the Internet, DO NOT use a spread-sheet or other such program as I have problems opening them. Just place in a standard email form. Once placed, please do not mail a confirming copy. The email address to send your bids to is PNC3auctions@aol.com. No phone bids please!
13. If you need to call me with questions on a lot but NOT to place a bid, please call after 7 p.m. Chicago time as I still work a full-time job. (773) 622-0663.

BIDDING INCREMENTS:

\$.25	to	4.75	--	\$.25
	5.00	to	9.50	--		.50
	10.00	to	49.00	--		1.00
	50.00	to	97.50	--		2.50
	100.00	to	495.00	--		5.00
	500.00 +			--		10.00

**Bids must be in the hands
of the auctioneer by
Saturday, April 3, 2010**

NAME _____ PNC3 # _____

Home Address _____ Home Phone () _____

City _____ State _____ Zip _____

Email Address _____

Signature _____ (ALL SHEETS MUST BE SIGNED)

Please enter the following bids for me in this mail auction:

LOT #	BID	LOT #	BID	LOT #	BID	LOT #	BID	LOT #	BID	LOT #	BID
_____	_____	_____	_____	_____	_____	_____	_____	_____	_____	_____	_____
_____	_____	_____	_____	_____	_____	_____	_____	_____	_____	_____	_____
_____	_____	_____	_____	_____	_____	_____	_____	_____	_____	_____	_____
_____	_____	_____	_____	_____	_____	_____	_____	_____	_____	_____	_____

PLEASE CHECK YOUR BIDS CAREFULLY!

Please limit my purchase to \$_____. (Note! Limits under \$50.00 are respectfully declined. Bid limits will be executed in the order [vertically] that you bid the lots.)

**Send complete SIGNED bid sheets to: Joe Sedivy, PNC3 Auctioneer, P. O. Box 410602, Chicago, IL 60641
Email: PNC3auctions@aol.com**