

PNC³



WWW.PNC3.ORG

Coil Line

Journal of the Plate Number Coil Collectors Club – PNC³

American Philatelic Society Affiliate # 185

Vol. 24, No. 2

February 2011

Whole No. 272



◀ Colorful ink shifts... *page 31*



▲ Unnumbered and #6666
Wetlands colors... *page 21*



▼ Upcoming new PNCs... *page 19*



Coil Line

Journal of the Plate Number Coil Collectors Club

Published by: **PNC³**
ISSN: 1931-5112

Editor: Ronald Blanks
coillineeditor@yahoo.com

Print Edition Mailings: Brian and Cory Snippen
snippenb@comcast.net

Electronic Edition Emails: Frank Covey
ecoilline@macomb.com

Advertising Rates (one-time)

Full Page	\$ 100.00	Eighth Page	\$ 20.00
Half Page	\$ 80.00	Business Card	\$ 20.00
Third Page	\$ 65.00	Back Cover Add	\$ 50.00
Quarter Page	\$ 45.00	Inside Cover Add	\$ 25.00
Sixth Page	\$ 35.00	Color, full page Add	\$ 100.00

(For Color Ads, Electronic Version only, Add \$25.00)

A check or money order, made out to **PNC³**, must accompany camera ready ad. Advertising copy must be submitted by the 1st of the previous month prior to the publication date. Please send all copy to Ronald Blanks, Coil Line Editor, PO Box 9282, Chesapeake, VA 23321.

The Classified Ad rate is six cents a word per issue, with a minimum of \$3.00 per individual ad. (Two 50 word ads per year per member are available at no charge. There is a 10¢ a word charge for words over 50.)

All material, including articles submitted, will be edited and formatted for inclusion in **Coil Line**, and must be received by the 1st of the month prior to publication.

Coil Line reserves the right to edit copy as necessary.

Coil Line is published monthly, and as a member benefit is included with paid up membership of \$12.00. Alternately, an electronic full color version of **Coil Line** is available worldwide with PNC³ membership at \$12.00. Foreign dues rates are: North America (Canada and Mexico) \$17.00; Outside North America \$22.00. First Class Mail delivery in the United States is available for an additional \$6.00 yearly. Past issues of **Coil Line** are available at \$2.50 per copy. Quantities are limited.

All material is copyright 2011. All rights reserved. Material in this publication may be copied or reproduced with acknowledgment to **Coil Line**. Opinions expressed by the authors and writers are their own, and do not necessarily reflect those of the editor, publisher, or membership of the Plate Number Coil Collectors Club.

All content matters, letters to the Editor, and advertising questions should be sent to **Coil Line**, c/o Ronald Blanks, PO Box 9282, Chesapeake, VA 23321. Phone 757-478-8719; email coillineeditor@yahoo.com.

For mailing questions, use contacts below.

Mailings by: The Incredible Bulk Mailing Company
5337 SW Joshua St, Tualatin, OR 97062. Email:
incrediblebulk@comcast.net. Phone: 503-810-7825.
Mailed from Zip Code 97208 on or near January 31, 2011.

PNC³ Contacts



Scott #3207Ab PS5 Plate Number 6666

PNC³ Website www.pnc3.org
Ron Maifeld, **Webmaster**
email: ron.maifeld@pnc3.org

(For *Coil Line*-related matters, please consult column at left for appropriate contact.)

Elected Officers

Gene Trinks, **President**
16415 W. Desert Wren Ct.
Surprise, AZ 85374
email: gctrinks@cox.net
623-322-4619

Andrew Jakes, **Vice President**
5203 Hayden Woods Ln
Hilliard, OH 43026
email: pnc3treasurer@aol.com
614-850-0305

Harvey Wales, **Secretary**
13 Birmingham Place
Vernon Hills, IL, 60061-2103
email: hwales16@aol.com
847-367-2629

Michael Mules, **Treasurer**
PO Box 270252
Milwaukee, WI 53227-7206
email: stampbuyer@wi.rr.com
414-234-9867

Ron Maifeld, **Past President**
Post Office Box 54622
Cincinnati, Ohio, 45254-0622
email: ron.maifeld@pnc3.org
513-231-4208

Robert Thompson, **At Large**
12431 Golden Thistle
Houston, TX 77058
email: rthompson@pncvarieties.com
713-419-1926

Todd R. Uebele, Sr., **At Large**
1667 Wolf Road
Iron Station, NC, 28080-9418
email: TRU120542@aol.com
704-735-5484

President's Message

FROM THE PRESIDENT . . .

Website Clerical Help Still Needed

In last month's column I mentioned that we'll be needing some help in reworking the website to bring it forward into a new configuration that is capable of being supported into the future. I asked if some members with a bit of time and a desire to get involved could contact me to offer assistance. I am disappointed to say that I've not yet heard from anyone willing to step forward.

Efforts are presently under way to design the new format and choose the software to be used in building the Web pages. It's not necessary to be an expert in Web design to contribute. We're looking for people that can assist with the details of moving content into the new pages.

I think a lot of our members value the website as a source of information and would like to keep it as a club resource. I think it's an important recruiting tool as well. Many of our new members send applications from the website, indicating that's how they found out about our club. We must maintain the vitality of the website and we need more hands to make this happen. Let me hear from you.

All-Forever Stamps / New Postage Rates

I'm not sure how I feel about valuing our first class stamps as "Forever" stamps. On the one hand, this policy may encourage people to buy their stamps in larger quantities. One result may be that the USPS will reap greater revenues in the short term. But that isn't likely to be a long term benefit for it. On the other hand, might that not reduce the number of different PNCs we will have to collect? How often will it be necessary to change the design of first class Forever stamps?

It was just announced that postage rates will increase in April for many rate classes. However, the cost to mail a first-class one-ounce letter will remain at 44¢. Extra ounces will cost 20¢, an increase from the current 17¢. Also increasing are the postcard rate and the discounted rates for bulk mail. This may mean we'll have a few new coils, and that's a good thing.

– Gene Trinks

New Coils Schedule

(5¢) Art Deco Bird

(Nonprofit presort)

self-adhesive rolls of 3,000 and 10,000
(AmeriStamp Expo, Charleston SC)
February 11, 2011

2¢ Navajo Jewelry

water-activated gum rolls of 10,000
(AmeriStamp Expo, Charleston SC)
February 12, 2011

20¢ coil (?)

self-adhesive rolls of 100
March/April, 2011

29¢ coil (?)

self-adhesive rolls of 100
March/April 2011

Flags of Our Nation, Set 5 (Forever)

self-adhesive rolls of 50
(APS StampShow, Columbus, OH)
August 11, 2011

(?) – *expected new issue to support postage rate changes on April 17 (see page 28).*
Note: Information is tentative and could change, especially for dates past this month.



Attention, Display Advertisers!

Coil Line's Advertising Director
is available to work with you!

Claim This Space
(or another page in *Coil Line*)

FOR YOUR ATTENTION-GETTING AD

Contact: Ron J. Kramer,
ronjkramer@aol.com, 575-521-1336

(see page 17 or 32 for 1-time insertion rates)

PNC³ Regional Meetings

Note: The Sarasota FL meeting was scheduled for February 5 – see Classified Ads on page 32 for details.

Regional meeting later this month ...

Southern California PNC³ Meeting February 26

For the first time, Southern California PNC³ members will be meeting in a venue other than a stamp show. We will be meeting on February 26, 2011 from Noon to 2:00 pm at the Yorba Linda Public Library – just about the most central location we could find in Southern California.

We thought this would be a good idea since we've been having trouble booking rooms at some of the local stamp shows. The meeting will take place in the Community Room on the ground level of the library (the parking lot level). (Do not go up the steps to the library.) John Himes and Jeff Haas will host the meeting.

We hope to have discussions and examples of the new Forever coils and V333 Banners, as well as any other new issues that pop up in the meantime. We also encourage members to bring your collections to share with others as well as any questions you might have about PNCs. All levels of collectors, from beginners to advanced, are welcome to attend. Please bring trading material if you have duplicates; they might fit well in someone else's collection. And, as usual, we will try to provide some nice door prizes for everyone who attends.

If you have any questions, e-mail or call John or Jeff. We are looking forward to seeing all of our Southern California members (and guests) at the meeting. Contacts: John Himes 714-826-8552 johnwhimes@yahoo.com; Jeff Haas 949-219-3179 Jeff.Haas@PacificLife.com. Location: Yorba Linda Public Library, 18181 Imperial Highway, Yorba Linda, CA 92886. (*See next column for directions.*)

Directions: From (57) Fwy: Exit Imperial Hwy (90) and head east 4½ miles (past Eureka Ave.) and either turn left on Lemon Drive (library parking on right), or pass library and make U-turn at Olinda St. and library will be on the right.

From (91) Fwy: Exit Imperial Hwy (90) and head north for 3 miles – library is on the right, just past Olinda St.

Upcoming regional meeting ...

Plymouth, Michigan-April 30

A PNC³ Regional Meeting will be held on Saturday, April 30th at the annual Plymouth Stamp Show (sponsored by the West Suburban Stamp Club) at the Central Middle School, 650 Church Street, Plymouth, Michigan. Past President Ron Maifeld will host the meeting, and the agenda includes a time for socializing, as well as trading, buying, and selling PNC material. As usual, door prizes will be awarded.

The precise meeting time has not been firmed up yet, but it will be announced in this column in a future edition of *Coil Line*. (Last year it was at 11 a.m.) For more information on the Plymouth stamp show, which spans both Saturday, April 30th and Sunday, May 1st, 2011, contact Sandra Strzalkowski: mywssc@msn.com; or www.plymouthshow.com; or phone 313-533-7737.

Want to Sponsor a Regional Meeting?

Contact Tony Bruno for suggestions. He can put you in contact with others who have taken on the task. Several members have made it a regular habit of promoting meetings in their area.

Regional Meeting Chairman

Tony Bruno, PO Box 624, East Lyme, CT
06333-0624; email, tbbee@aol.com

(PNC³ meeting announcements in this column are free. Please submit details to the Editor three months prior to the meeting date. Thank you.)


Readers' Forum



Looking over my PNCs, I discovered something different, never seen or heard about before (as far as I can recall). We all know about Dr. Seuss's "Cat in the Hat" stamp [part of the "Celebrate the Century" souvenir sheet series]. How about a play on words? I found a PNC variety that could be called the "cut in the hat." Enclosed [shown above] please find a plate strip of five "H" non-denominated coils with plate #1111. Each stamp has two 1 ½ mm red horizontal dashes in the top part of the hat. Hope you'll find this just as interesting as I did.

— Frank Nemeth #1323

[See enlargement below. Note there are more red spots towards the left corner. — Editor]



Regarding a red dot to the right of the red "4" in the mint plate strip of five of the 1¢ Kestrel (Scott 3044a) pictured in last month's issue [enlargement repeated at right]: I consequently went back and realized the strip came from a packaged coil strip purchased from the USPS through the U.S. Philatelic catalog. I have four other packaged strips from the same order and all have the same red dot.

— Tom Babb #1588

While going through a large lot of precancel stamps, I found this strange-looking (5¢) Wetlands nonprofit stamp. It must have come from a self-adhesive issue of 1998. Note how the colors differ from a mint #1111 single I included for reference.

— Carl Moore, Jr. #1856



Editor's reply: Those receiving the printed edition of Coil Line cannot see colors here, so attention is given to a better distinction between the "strange" coil shown above (left) and the plate #1111 single: The size of the 1998 year date differs, too. In the close-up dates above, the wider year date at top is from the stamp at left, and the smaller year date at bottom is from the PNC. The wider year date, and the colors, identify this non-numbered coil as an ordinary example from a roll of #5555 or #6666.



Editor's Message

FROM THE EDITOR...

It is said, "*Variety is the spice of life,*" and collectors of mint PNCs are seeing the drought of new PNC numbers ending, even if for only a little while. (Used and postal history PNC collectors don't usually consider a drought of new numbers as a collecting drought, but that's a subject for a whole column or two in the future.)

In December, we were just processing the arrivals of new first-class coils (first coils of the "Forever" type), when news came of a 2¢ water-activated gum coil in the American Design series and *finally* (after eight years), a new design for nonprofit presort rolls. In case you have not seen it, the nonprofit design is shown on this issue's front page. On January 13, news of proposed postage rate hikes came. That could mean new PNCs (see page 28).

More on new PNCs to come: On January 10 I received my copy of *USA Philatelic* (the U.S. Postal Service's hobby sales catalog). It contains a four-sheet pullout picturing the 2011 stamp program, including the designs (assumed finalized) of the next Flags of Our Nation. These ten comprise Set 5 (shown on this issue's front cover), and they are the first forever types in the series.

In contrast to the previous sets that had their year dates immersed within the designs at bottom,

Set 5 has the "2011" year date in the upper-left corner (straddling the top edge of the design area, judging by its placement near the flagpole balls).

(Come to think of it, anyone else notice that all but two of the 2011 Forever stamp designs shown, whether regular, special, or commemorative, have the year date in the upper-left corner? It might be a new convention, one that the new Lady Liberty and Flag coils also followed. Only the traditional Christmas and the Hanukkah designs shown on the catalog pullout appear to lack a date, likely an artwork-timing misstep.)

Speaking of varieties, did you enjoy Robert Thompson's article on 25¢ Honey Bee varieties in January's issue? I did, and I'm just relieved to see someone else has validated that small and large tagging blocks exist among plate #1 Bees, and also among plate # 2s. For several years I've had over a dozen used PNCs sorted accordingly, keeping "on the back burner" the question of why the PNC³ website and the Scott catalog didn't note them. There's more to comment on why some varieties go unnoticed for so long, another subject for a future column or two.

On page 25, Robert again treats us to a tour, however too brief, of some interesting varieties. I hope you enjoy this issue, and that some early signs of spring come your way soon. — Ron Blanks

Coil Line

PO Box 9282, Chesapeake, VA 23321 Phone: 757-478-8719

E-mail coillineeditor@yahoo.com

Web Site www.pnc3.org

Journal of the Plate Number Coil Collectors Club

Editor

Ronald Blanks

Associate Editor (electronic version)

Ron Maifeld

Senior Consultant

Gene Trinks

Advertising

Ron J. Kramer

Subscriptions

Harvey Wales

Proof Readers

Ron Archer
Joe Chinnici
John Himes

Technical Consultant

Alan Thomson

Printed Mailings

Brian Snippen
Cory Snippen

Electronic Mailings

Frank Covey

Staff Writers

Ron Archer
Frank Covey
Doug Iams
Gene Trinks
Rob Washburn

Contributing Writers

Daniel Forgues
Michael Mules
Mark Schultz
Robert E. Thompson

Graphics

Ronald Blanks
Ron Maifeld

Cartoonists

Thomas Babb
Eric Moreno

Auctions

Joe Sedivy

Printing

Tonia Holowetzki

Webmaster

Ron Maifeld



**Forever Lady Liberty & U. S. Flag
Plate S111111
PNC ID 2010-2**

The first-class rate Forever Lady Liberty and Flag from Sennett Security Products went on sale nationwide on December 1, 2010 in rolls of 100. The initial sales price was \$44 for a roll of 100, but future pricing from the U.S. Postal Service will change should the cost of a one-ounce first-class letter change.



A roll of 100 begins with the Lady Liberty image and ends with the Flag image. The Lady Liberty and Flag designs alternate throughout the roll. A leader strip (shown at the bottom of this page) seals the roll.

Only a peak/valley die cut pattern like the ones shown on this page is known at present.

The S111111 plate number found at the center bottom of a Flag stamp repeats every 32 stamps.

The shorthand text "4evr" is microprinted on the bottom red stripe of the flag, and in the hair just right of the eye in the Liberty design. (See illustrations of each in the left column.)

A 2011 year date is printed in the upper left corner of both stamps outside the subjects' images.



(above) "4evr" microprinted in Lady Liberty (left) and in Flag (right) (Microprinting is a security device against counterfeiting.)



**Peak/Valley (PV) pair (above),
roll leader strip with 1st two coils (below)**





**Forever Lady Liberty & U. S. Flag
Plate P11111
PNC ID 2010-3**


The Forever Lady Liberty and Flag from Ashton-Potter went on sale nationwide on December 1, 2010 in rolls of 100. The initial sales price was \$44 for a roll of 100, but this price would rise should the first class letter rate increase while these rolls are being sold.

A roll of 100 begins with the Lady Liberty image and ends with the Flag image. The Lady Liberty and Flag designs alternate throughout the roll. A wrapper shown at the bottom of this page seals the roll.

The P111111 plate number found at the center bottom of a flag stamp repeats every 32 stamps.

The shorthand text “4evR” is microprinted on the bottom red stripe of the flag, and in the hair just right of the eye in the Liberty design. (See an illustration of the Lady Liberty microprinting at left, *middle*.)

A 2011 date is printed in the upper left corner of both stamps outside the subjects’ images. (*Next time, the Avery version will be reviewed.*)



“4evR” microprinted in the hair of the Lady Liberty.

Microprinting is a security device to protect against counterfeiting.



Wrapper and first two stamps on roll.



Layout Markings on Cottrell-Press PNCs

by Robert E. Thompson

Layout Markings (LOMs) are placed on printing plates to help determine the proper location of each design entry to be impressed from the transfer roll. These marks were supposed to be removed prior to printing. Typically, LOM removal was either too time-consuming or there were just too many of them to be accounted-for (or a combination of both), allowing LOMs to remain.

Over the years, LOMs from the Cottrell presses have been reported on various Plate Number Coils (PNCs) in newsletters such as *Coil Line* and *The Plate Number*. (I have found only one other report of an LOM on a PNC from a press other than a Cottrell, and that is of the 21.1¢ Letters issue, Scott 2150, 2150a, 2150b.) Approximately 60 different LOMs were reported on PNCs from the Transportation Series 1¢ Omnibus (originally reported as a “wiper variation”) through the 20¢ Fire Pumper, with the following exceptions: 5¢ Motorcycle, 10.9¢ Hansom Cab and 18¢ Surrey.

Most LOMs on PNCs consist of dots or horizontal lines along the top or bottom, on the stamp left and right of the joint line of ink that runs vertically at certain intervals throughout a coil roll. Most (but not all) require magnification to be seen. Many LOMs on the 17¢ Electric Auto, however, can be noticed with unaided viewing.

Vertical LOM lines also exist, but they have never been reported on PNCs. (Or have they?) There have been numerous reports of “three joint lines” and I believe that most of them are actually vertical LOM lines to give the siderographer a horizontal reference point to measure from. Most are within 1.0mm of the actual joint line, but others can be found up to several millimeters away.

I have identified more than 480 new LOMs from all PNC transportation issues printed on the Cottrell Press. Although not a Transportation issue, I included the 20¢ Consumer Education issue (Scott 2005) as well. I found LOMs from almost every plate number (164 total plate numbers, which includes Precancel Types A, B, C, AB and BA on the 17¢ Electric Auto), except for the following:

5.2¢ Sleigh, plate 3 tagged; 9.3¢ Mail Wagon, plate 8; and plates 3 and 4 of Type AB precancel on the 17¢ Electric Auto. LOMs should exist on tagged 5.2¢ Sleigh plate 3 coils since they are known on the precanceled version, and on these 17¢ Electric Auto precancels because they have been found on the tagged version. (The 9.3¢ Mail Wagon plate 8 was only issued in the precanceled version.)




Figure 1. An LOM notation convention (1861 90¢ Washington plate proof).

Illustrations of examples will follow. Because LOMs are typically hard to see, I overlaid most of them with heavy marks on the coil images. Note that I also adopted a convention that I don’t believe has been introduced before, where an LOM dot will be noted with a *diagonal* arrow, a horizontal LOM line will be noted with a *horizontal* arrow, and a vertical LOM line will be noted with a *vertical* arrow. If more than one dot or line exists, a number is given at the end of the arrow designating the quantity.

LOMs can be found on U.S. stamps going back to the 19th century. The plate proof on card for the 90¢ George Washington issued in 1861 (Figure 1) (please see next page)

... Layout Markings on Cottrell-Press PNCs ...

(from page 25)

shows several horizontal, vertical and dot LOMs. If you look closely, you should be able to see some of the LOMs noted here on the stamp.

Based on the LOMs that I have found and on the total number of plate numbers per issue, the 4.9¢ Buckboard has the most LOMs per plate number. It also has the most per plate number among the precanceled issues. The 5.9¢ Bicycle has the most LOMs per plate number for the regular (tagged) issues, and there are over 95 LOM-PNC combinations for the 17¢ Electric Auto. (This is due mainly to the number of precanceled-type PNCs.)

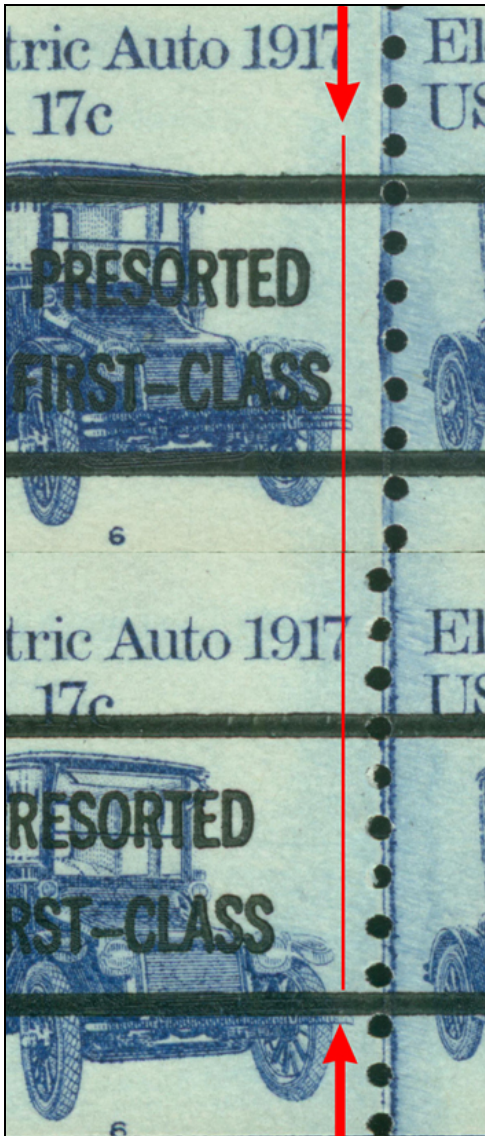


Figure 2. Two vertical LOMs appear to line up.

In some cases, I only found one LOM variety for a plate number, but in most cases I found at least a second example of a particular variety to show that it was consistent.

In my observations, the most common variety of LOMs on Transportation PNCs is a dot below the middle of a front or rear wheel on most of the designs.

The second most common LOM is likely a dot above a specific letter, like “A” of the 17¢ Electric Auto or “F” of the 20¢ Fire Pumper. The most difficult LOMs for me to find were on the 12¢ Stanley Steamer, probably due to the ink color combined with the paper colored by ink residue from plate-wiping.

I found two vertical LOM lines on the 17¢ Electric Auto plate 6. (They can be found on both the regular issue and precanceled versions.) In fact, they appear to line up, as shown in the Figure 2 image.

The four 20¢ Consumer Education PNCs have a mix of horizontal and dot LOMs. But one LOM is consistent on rolls of all four plate numbers. This is a dot located below the “0” of “20c” (Figure 3) on the stamp “one to the right” of the plate numbered stamp (location abbreviated as “1R”, a shorthand used often below).




Figure 3. Dot LOM on 20¢ Consumer Education.

Any specific LOM among a select group of LOMs might be found in different places among coils. How is this possible, if it’s the same marking? The select LOMs are those placed above or below the design. These multiple appearances along the top of one coil and bottom of another are common, especially when an issue is known for its miscutting (such as the 17¢ Electric Auto). (please see page 27)

... Layout Markings on Cottrell-Press PNCs

(from page 26)

One of these multiple-location LOMs can be found from the 4.9¢ Buckboard plate 3 (Figure 4). An LOM dot is located below the middle of the front right wheel (1R). This same dot can also be found above the second "8" of "1880s". Keep in mind these dots might or might not appear, based on how tall the coils are and/or the extent to which their paper-web rows were mis-slit apart from other rows.




Figure 4.
A multiple-appearing LOM.

On the 8.3¢ Ambulance, a dot can be found below the middle of the right wheel (1R) (Figure 5). It can be found on the regular and precanceled versions. So far I have only found a dot from plate 1.




Figure 5.
Dot LOM on 8.3¢ Ambulance precancel.

From the 12¢ Stanley Steamer plate 1, an LOM line can be found along the bottom on the PNC (1L), and a second line along the two stamps to the right of the PNC (1R to 2R). I've only found these on the precanceled version so far (Figure 6).

Vertical LOM lines can be found from plate 4 of the 14¢ Iceboat at varying distances from the joint line on the PNC (Figure 7). Although this design doesn't have any wheels, it has its own version of a dot. The LOM dot is located below the runner (1R) on Plate number 2 (not shown).




Figure 7.
Plate 4-related LOMs found on 14¢ Iceboat.

I'm sure a lot of LOMs exist that still haven't been identified, especially on stamps outside the standard plate strip of five. An added benefit from the search for these LOMs is that I have discovered numerous, previously unreported plate cracks. These will be described in a separate article at a future time. I hope you've enjoyed this tour of some of the LOMs I've found, and perhaps you might find some on your own PNCs.










Figure 6. LOMs on 12¢ Stanley Steamer precancel.

New First-Class Rates April 17

by Ron Blanks

44¢ Letter (one ounce) (Large Envelope, 1st oz: 88¢)			<i>(unchanged from last rate era, begun May 10, 2009)</i>
20¢ each Additional ounce (Letter, maximum 3.5 oz.) (Large Envelope, max. 13 oz.)		+	
\$1.71 Parcel (1 to 3 ounces)	Currently \$1.22 (one ounce)	+	49¢
17¢ each Additional ounce (Parcel over 3 oz., max. 13 oz.)			<i>(unchanged from last rate era, begun May 10, 2009)</i>
29¢ Postcard		+	

The U.S. Postal Service on January 13 announced new domestic mailing rates filed with the Postal Regulatory Commission, to take effect on Sunday, April 17. (Note that the rate filing is still a proposal, and some PRC-mandated changes could still occur.) Conventions previously followed in the past three letter-rate eras fall by the wayside this go-around: One of the biggest changes, or should we say, “no change,” is the fact that the 44¢ rate for one-ounce domestic letters continues. It is only the “additional-ounce” rate that increases for letters and “flats”, or large envelopes – the current 17¢ per ounce rises to 20¢ per ounce.

While the initial-ounce rate for large envelopes is also unchanged (at 88¢), the costs of first-class parcels change dramatically. Instead of having an initial-ounce rate and an additional-ounce rate starting at two ounces, parcels of one to three ounces will cost \$1.71 and heavier parcels will cost 17¢ per ounce more.

Another convention not followed this year is the timing of the change, to start April 17. This is a month earlier than the same start used for the past three rate changes in 2007, 2008, and 2009 (the day after Mother’s Day in May). (With the massive budget shortfalls besetting the USPS, this is not surprising.)

A one-cent rise in postcards from 28¢ to 29¢ will require coil rolls in the new denomination. The new 20¢ additional-ounce rate for letters and flats will likely mean new 20¢ coils. However, the future use of coils just for first-class parcels is now an unknown impact on 17¢ Bighorn Sheep roll supplies and later needs.

Preparing PNCs for New-Issue Service

by Robert Rabinowitz

I've been selling PNCs to collectors for more than 25 years. Before that, I was selling plate blocks for about the same length of time. And before that, I was a plate block collector for at least 15 years. Clearly, I'm old.

Soon after I began selling PNCs in the early 1980s, I created a new-issue service that has continued since that time. Most of it is harder work than most collectors realize. It's easier today, since there are far fewer plate numbers than there were up to four years ago. However, while the numbers are easier to find, they continue to be difficult to process.

It's not a secret that I have several hundred subscribers. Let's focus on one of the new (44¢) Forever Liberty-Flag rolls of 100. Once the location of the stock is identified, an order must be placed with payment. Using the Avery-Dennison version as an example, with a plate number interval of every 40 stamps, it's most likely that each roll will yield only two plate strips of 5 (PS5s). Thus every 100 PS5s needed require an expenditure of \$2,200. Once the rolls arrive, the fun begins.

1. The rolls must be opened and the tape around them removed. This is time-consuming and frustrating, since often the tape doesn't peel off and a scissors or a knife are required to free the roll.

2. The roll is broken up into strips and the highly curled PS5s and scrap postage are piled up.

3. The PS5s must be straightened out. I put them as a group in glassine envelopes and allow them to sit between stiff cardboard for at least a week.

4. The "scrap," which comes in all different lengths, must be assembled in equal lengths, counted, and the counts labeled.

5. Buyers must be located for the scrap postage. In my case, I have no local buyers and am happy to sell them to a number of people at 90% of face. If you do the math, with two PS5s per roll and almost

\$40 of scrap to dispose of, this discounting adds \$2 each to the cost of a PS5.

6. The scrap must be packed up and shipped with both a time, postage and insurance cost.

7. Once the strips are straightened out, they must be graded and then assembled with any other new PS5s into glassines, with each packet backed up with a piece of card stock.

8. An invoice letter must be typed up and brought to a print shop, and later, the final invoices prepared. This adds time and cost.

9. Meanwhile, the computer must be updated for new subscribers and any who might have canceled. Mailing labels are then printed.

10. With the cardboarded strips, the labels, and the invoice, the final product is assembled into envelopes that have previously been franked. The cost of the envelope and the franking come to about 50¢ each.

11. The envelopes are brought to the post office and mailed.

12. Payments from subscribers then have to be processed and deposited. Several hundred responses are spread over an indefinite number of days. Of course it's nice to get paid, but even this "welcome" work takes a surprising amount of time.

With the face value of a PS5 being \$2.20, plus \$2.00 for scrap-discounting cost, plus all the other costs along the way (envelopes, printing, paper, labels, postage, gas, insurance, utilities, etc.), one has to wonder if all of this is a losing proposition, particularly if one considers all of the time involved in getting from the rolls to the mailing.

If it weren't for the fact that many subscribers are customers who buy other PNCs, \$10 or more for each of the new (44¢) Forever coils would not be unreasonable. With the chance for add-on sales, the price will be considerably less than that.

So, who wants to become a PNC new issue dealer?



Current Plate Numbers, Roll Sizes, Tagging & Die Cuts

=== KEY ===

Roll Size: E = 50, A = 100, B = 500, C = 3000, D = 10,000

► **NEW NUMBER OR VARIETY**
 *** **DATA ARE TENTATIVE**

[xx] - plate number interval
 BK - Block Tag
 EP - Embedded Phosphor
 SP-S - Surface Phosphor, Smooth appearance
 SP-U - Surface Phosphor, Uneven or grainy appearance
 OA - Overall Tag
 un - untagged

Water-Activated (WA) if shaded; otherwise, Self-Adhesive (SA).

Plate number intervals are shown in brackets [] following the plate number(s) and roll size(s), followed by die-cut types on self-adhesive stamps:

PV = Peak/Valley VP = Valley/Peak
 PP = Peak/Peak S = Serpentine Die Cuts with no transition.
 Tagging is listed within (). Note some #s have varieties.

PRINTER PLATE NUMBER PREFIX LETTERS

A - American Bank Note	P - Ashton Potter
B - Banknote Corp. of America	S - Sennett Security Prod.
G - Guilford Gravure	V - Avery-Dennison
M - 3M	None - BEP

1¢ LAMP 2003 (un)

#S11111 C [14]

1¢ LAMP 2008 (un)

#S11111 C, D [31]

3¢ STAR (un, SP-S)

#S111 D [14]

3¢ SILVER COFFEE

POT (un)

#S1111 D [14]

4¢ CHAIR (un)

#S1111 D [14]

5¢ TOLEWARE (un)

#S1111111 D [14]

10¢ CLOCK 2006 (un)

#S1111 D [14]

10¢ CLOCK 2008 (SP-S)

#S1111 D [31]

17¢ BIGHORN SHEEP

(SP-U, SP-S)

S11111111 A [31] VP

26¢ PANTHER

(SP-S, SP-U)

S1111 A [31] VP

27¢ TROPICAL FRUIT

(SP-S)

#V1111111 A [40] VP, PV

28¢ POLAR BEAR (SP-S)

#V11111 A [20] VP, PV

44¢ FLAG (SP-S)

#V1111 A [20] VP, PV

44¢ FLAG (SP-S)

#S111 A [31] VP

44¢ FLAG (SP-S)

#P1111 A [31] VP

44¢ FLAG (SP-S)

#S111 C [31]

44¢ FLAG (OA)

Rounded Corners

#V1111 C, D [16] VP

44¢ FLAGS OF OUR

NATION (SP-S)

#S11111111 E [10] PV (Set 3)

#S11111111 E [10] PV (Set 4)

FOREVER LIBERTY &

FLAG (SP-S)

#V111111 A [40] VP, PV

FOREVER LIBERTY &

FLAG (SP-S)

#S111111 A [32] PV

FOREVER LIBERTY &

FLAG (SP-S)

#P111111 A [32] VP

(5¢) SEA COAST

#B111 D [20] (SP-S) VP

#P1111 D [22] (un) S

#P2222 C, D [27] (un) S

#P2222 D [27] (un, SP-S) S

#P3333 D [27] (un) S

#P4444 D [27] (un) S

#P5555 D [27] (un) S

#P6666 D [27] (un) S

#P7777 C, D [27] (un) S

#P8888 D [27] (un) S

#P9999 C, D [27] (un) S

#S1111 D [20] (un) S

(5¢) SEA COAST (un)

#B111 B, D [10]

#S1111 C (Lum. Ink) [14]

#S1111 D (Lum. Ink) [14]

#S11111 B [31]

42¢ FLAGS 24/7 (SP-S)

#P1111 A [16] VP

42¢ FLAGS 24/7 (SP-S)

#S1111 A [16] PV

42¢ FLAGS 24/7 (SP-S)

#V1111 A [20] VP, PV

#V2222 A [20] VP, PV

42¢ FLAGS 24/7 (SP-S)

Rounded Corners

#V1111 C, D [8] VP

#V2222 C, D [8] VP

42¢ FLAGS OF OUR

NATION (SP-S)

#S11111111 E [10] PV (Set 1)

#S11111111 E [10] PV (Set 2)

#S1111111 C [12/16 alternating]

(10¢) ATLAS (un)

#B1111 D [20] VV, PP

#V11111 D [10] VP

#V12222 D [10] VP

#V12111 D [10] VP

#V12222 C, D [10] VP

#V13222 ? [10] VP

#V21111 D [10] VP

#V21113 ? [10] VP

#V21211 C, D [10] VP

#V22111 D [10] VP

#V22112 D [10] VP

#V22211 C [10] VP

#V22222 D [10] VP

#V23113 D [10] VP

#V32332 D [10] VP

#V33332 D [10] VP

#V33333 D [10] VP

(10¢) LION (un)

#S11111 B, C [14]

(10¢) BANNER (un)

#S111 D [27] PP

#S111 B [31]

#V111 C, D [10] VP

#V222 C, D [10] VP

#V333 D [10] VP

(25¢) DINER (un)

#S11111 D [14]

(25¢) EAGLE (SA) (un)

#S1111111 D (2003) [20] S

#S2222222 D [20] S

#S3333333 C, D [20] S

#S3333333 D [20] S, Tag SP-S#

#S1111111 C (2005) [20] S

(25¢) EAGLE (un)

#S1111111 C [10]

? = known used only

= weak tagging

Corrected: S11111 is "Peak/Valley" for the new Forever Lady Liberty & Flag rolls from Sennett, as per hands-on evaluation by Frank Covey. It is believed "no" valley/peak type from Sennett is known at this time. It also has smooth-glow prephosphored paper, contrary to USPS data.

'KEY' box was updated Dec. 2008 with phosphor tagging terms finalized at specialists' meeting (APS StampShow, Hartford Aug '08): **EP** for stamps with Embedded Phosphor, and **SP** for Surface Phosphor stamps. SP stamps have an additional qualifier letter: **'-U'** for Uneven and/or Grainy, or **'-S'** for Smooth appearance.

Ashton Potter's SA Sea Coast P2222 was die-cut two ways. One is serpentine-cut on all 4 sides; the other only at the sides.

In printing the Sea Coast with cylinder sets P2222 - P9999, AP changed cylinder size from that used to print P1111. Thus, the plate number intervals changed from 22 to 27. P3333 through P9999 have a small date and color order of BCMY.

Membership Update

Mailing List Available

Rental of the club mailing list is available upon request. A one-time usage fee of \$50.00 includes preprinted address labels. Contact Harvey Wales, Secretary. Email: hwales16@aol.com or use his contact information given on page 18.

New Applicants

Leon R. Scruton (2180)
3008 Lake Shore Ct
Oxnard, CA 93035
leonscruton@gmail.com

Alan Lieberman (2181)
304 Central Ave
Cranston, NJ 07016
liebermanalan@gmail.com

(The members committee will recommend for or against membership.)

Resigned

Paul W. Needle (1678)



Address Changing?



Change of Address forms and membership applications are available from Harvey Wales, Secretary, 13 Birmingham Place, Vernon Hills, IL 60061. Email: hwales16@aol.com. Both forms are also on our website at: www.pnc3.org.

Deceased

Charles Nicklin (1758)
Muncie, IN

Information Changes

Bill Castle (742)
709 Monroe St Apt 2W
Evanston, IL 60202
Bcastle90@gmail.com



Richard Jackson (2030)
401 E Oakridge St
Ferndale, MI 48220

Previous Membership Count	762
New Members	2
Deceased	(1)
Resigned	(1)
New Membership Count	762

Colorful 1¢ Tiffany Lamps

by Ron Blanks

Coil Line has featured various reports over the years of color inks that were mis-registered, causing fuzzy-looking coils. Some that come to mind are the (10¢) Atlas presort coil, and the 44¢ Star Flag on the front cover (left off last month from Lowell Handberg's Forum letter). Of less interest has been the more subtle type of misregistration. Instead of an obvious out-of-focus look, this usually results in a hardly noticeable change in hue or tint that is often considered "within the normal range" for an issue's quality control. But once in awhile the "subtle" misregistration of just one color can result in an



overall remarkably different look, as in the case here. (The front cover shows the 2003-year pairs in color.) Note the enlarged plate numbers show the red shift. Interestingly, the "red" lamps still seem in-focus, too.

Classified Ads

* * *

COIL WRAPPERS: Anyone selling or trading coil wrappers, please get in touch with me. Gene Grace, 2055 Canterbury Sq, Anniston AL 36207. Phone 256-831-6533. Member 945

* * *

FOR SALE: PNC & Great Americans collections for sale. Consists of 13 binders, many specialized stamps in each, such as 10¢ Eagle & Shield, 20¢ Flag, 32¢ Flag over Porch, untagged errors, many others. Ken Moreau (508) 528-9028. Member 447

* * *

PNC USED SINGLES, used strips, MNH PS5s. Great prices! Guaranteed quality! No hassles! Visit <http://www.angelfire.com/ca5/HimesPNCs> or send LSASE for lists to John Himes, PO Box 453, Cypress, CA 90630-0453. Please specify what you collect. Or e-mail johnwhimes@yahoo.com. Member 957L

* * *

SEND SASE for price list of early PNCs with rare tagging breaks as described in "The 1995 PNC Catalog," and for PNCs from #1897 to #3302-05 at discount prices to: Stan Hietala, 4881 Woodridge Dr, Hermantown MN 55811. Member 2166

* * *

WELCOME TO SUNNY Florida! A PNC³ Regional Meeting is scheduled for 10 a.m. Saturday February 5, 2011 in the North Balcony of the Sarasota Municipal Auditorium, 801 N Tamiami Trail, Sarasota, FL during the Sarasota National Stamp Exhibition, February 4-6, 2011. For details, contact Jack Seaman (jakcman@verizon.net) or Al Light al.light@verizon.net.

* * *

Coil Topics Index this issue...

(33¢) H Hat red dashes on S/A #1111.....	21
1¢ Kestrel 4444 constant-variety dot.....	21
(5¢) Wetlands, year on #1111 vs. 5555&6666...	21
Liberty&Flag Forever, Sennett catalog desc.....	23
Liberty&Flag Forever, AP catalog desc.....	24
Layout Marks (LOMs) Cottrell press PNCs.....	25
1¢ Tiffany Lamp (2003) colors.....	31

CLASSIFIED AD rates are 6¢ per word, with a minimum cost of \$3.00 per insertion.

PNC³ members are entitled to two free 50-word ads per year. (There is a 10¢ charge for each word over 50 with free ads.) Contact the editor to place an ad.

Display Advertising Rates PNC³ Coil Line

• Full Page	\$ 100.00
• Half Page	\$ 80.00
• Third Page	\$ 65.00
• Quarter Page	\$ 45.00
• Sixth Page	\$ 35.00
• Eighth Page	\$ 20.00
• Back Cover	Add \$ 50.00
• Inside Cover	Add \$ 25.00
• Color Ad (for full page)	Add \$ 100.00
• Color Ad - Electronic Version	Add \$ 25.00

(Discounts available for multiple insertions.)

Online Chat Topics to March 9

(Chats on Wednesdays 9 p.m. ET)

 — Hosted by Michael Mules — 

- Feb. 2** – Sharing the hobby: Recruiting new collectors and exhibiting PNCs.
- Feb. 9** – EFOs: Errors, Freaks, & Oddities on PNCs.
- Feb. 16** – Collecting on the Web: An online shopper's guide to PNCs.
- Feb. 23** – PNC³ Suggestion Box: What would you like to see from PNC³?
- March 2** – The "All 1s" debate: Will the "All 1s" plate number policy continue, now that David Failor has left the USPS?
- March 9** – Open Forum Q & A: Questions and Answers about PNCs.

 — How to Access PNC Chat — 

Go to <http://forums.delphiforums.com/pnc3/>. (Or, go to the PNC³ website at www.pnc3.org, click the red "PNC³ Membership Tab"; then click "Weekly Club Chat.")