

PNC³



www.pnc3.us/pnc3.org/


Coil Line

Journal of the PNC³
Plate Number Coil Collectors Club
American Philatelic Society Affiliate # 185

Vol. 24, No. 6

June 2011

Whole No. 276





▲
May/June 1981
coil issues'
anecdotes...
◀ pages 90, 100
▼

*Earliest reported Transportation PNC on ordinary mail,
May 20, 1981*



under longwave UV

Missing "1"
still not found...
page 99 ▼



◀ Colorful peaks,
old & new... pages 92, 95

Coil Line

Journal of the Plate Number Coil Collectors Club

Published by: **PNC³**
ISSN: 1931-5112

Editor: Ronald Blanks
coillineeditor@yahoo.com

Print Edition Mailings: Brian and Cory Snippen
snippenb@comcast.net

Electronic Edition Emails: Frank Covey
ecoilline@macomb.com

Advertising Rates (one-time)

Full Page	\$ 100.00	Eighth Page	\$ 20.00
Half Page	\$ 80.00	Business Card	\$ 20.00
Third Page	\$ 65.00	Back Cover Add	\$ 50.00
Quarter Page	\$ 45.00	Inside Cover Add	\$ 25.00
Sixth Page	\$ 35.00	Color, full page Add	\$ 100.00

(For Color Ads, Electronic Version only, Add \$25.00)

A check or money order, made out to **PNC³**, must accompany camera ready ad. Advertising copy must be submitted by the 1st of the previous month prior to the publication date. Please send all copy to Ronald Blanks, Coil Line Editor, PO Box 9282, Chesapeake, VA 23321.

The Classified Ad rate is six cents a word per issue, with a minimum of \$3.00 per individual ad. (Two 50-word ads per year per member are available at no charge. There is a 10¢ a word charge for words over 50.)

All material, including articles submitted, will be edited and formatted for inclusion in **Coil Line**, and must be received by the 1st of the month prior to publication.

Coil Line reserves the right to edit copy as necessary.

Coil Line is published monthly and, as a member benefit is included with paid up membership of \$12.00. Alternately, an electronic full color version of **Coil Line** is available worldwide with PNC³ membership at \$12.00. Foreign dues rates are: North America (Canada and Mexico) \$17.00; Outside North America \$22.00. First Class Mail delivery in the United States is available for an additional \$6.00 yearly. Past issues of **Coil Line** are available at \$2.50 per copy. Quantities are limited.

All material is copyright 2011. All rights reserved. Material in this publication may be copied or reproduced with acknowledgment to **Coil Line**. Opinions expressed by the authors and writers are their own, and do not necessarily reflect those of the editor, publisher, or membership of the Plate Number Coil Collectors Club.

All content matters, letters to the Editor, and advertising questions should be sent to **Coil Line**, c/o Ronald Blanks, PO Box 9282, Chesapeake, VA 23321. Phone 757-478-8719; email: coillineeditor@yahoo.com.

For mailing questions, use contacts below.

Postal mailings by: The Incredible Bulk Mailing Company, Albuquerque, New Mexico. Email: incrediblebulk@comcast.net. Phone: 503-810-7825. Mailed from ZipCode 97208 on or near May 27, 2011.

PNC³ Contacts



Scott #1906 PS5 Plate Number 2

PNC³ Website www.pnc3.us/pnc3.org/
Ron Maifeld, Webmaster
email: ron.maifeld@pnc3.us

(For *Coil Line*-related matters, please consult column at left for appropriate contact.)

Elected Officers

Gene Trinks, President
16415 W. Desert Wren Ct.
Surprise, AZ 85374
email: gctrinks@cox.net
623-322-4619

Andrew Jakes, Vice President
5203 Hayden Woods Ln
Hilliard, OH 43026
email: pnc treasurer@aol.com
614-850-0308

Harvey Wales, Secretary
13 Birmingham Place
Vernon Hills, IL, 60061-2103
email: hwales16@aol.com
847-367-2629

Michael Mules, Treasurer
PO Box 270252
Milwaukee, WI 53227-7206
email: stampbuyer@wi.rr.com
414-234-9867

Ron Maifeld, Past President
Post Office Box 54622
Cincinnati, Ohio, 45254-0622
email: ron.maifeld@pnc3.us
513-231-4208

Robert Thompson, At Large
12431 Golden Thistle
Houston, TX 77058
email: rthompson@pncvarieties.com
713-419-1926

Todd R. Uebele, Sr., At Large
1667 Wolf Road
Iron Station, NC, 28080-9418
email: TRU120542@aol.com
704-735-5484

2011 Coils Schedule

(5¢) Art Deco Bird

(Nonprofit presort)

self-adhesive rolls of 3,000 and 10,000
(AmeriStamp Expo, Charleston SC)

Issued: February 11, 2011; *Scott* 4495

2¢ Navajo Jewelry

water-activated gum rolls of 10,000
(AmeriStamp Expo, Charleston SC)

Issued: February 12; *Scott* 3758B

44¢ Quill & Inkwell

self-adhesive rolls of 3,000 and 10,000
(Kansas City, MO)

Issued: February 14; *Scott* 4496

29¢ Herbs, set of five

self-adhesive rolls of 100

(Mega Stamp Show, New York City)

Issued: April 7; *Scott* 4513 (Foxglove), 4514
(Lavender), 4515 (Sage), 4516 (Oregano), 4517 (Flax)

20¢ George Washington

self-adhesive rolls of 100
(Washington, D.C.)

Issued: April 11; *Scott* 4512

Flags of Our Nation, Set 5 (Forever)

self-adhesive rolls of 50

(APS StampShow, Columbus, OH)
August 11

*Note: Information is tentative and could change;
from Postal Bulletins through May 5 issue
and Scott Publishing Company.*

Attention, Display Advertisers!

Coil Line's Display Advertising
is available to work for you!

Claim This Space
(or another page in ***Coil Line***)

FOR YOUR ATTENTION-GETTING AD

Contact: Ron Blanks,
coillineeditor@yahoo.com, 757-478-8719

(see page 86 or 101 for 1-time insertion rates)

President's Message

*from the
president*

...



Your club has been very fortunate over the years in having obtained very favorable prices to print and distribute this journal. Consequently our dues have been kept low, and we have had only one increase (ten years ago) since the club started in 1988. This would not have been possible without the dedicated service of volunteers who have spent countless hours in service to the club.

As the club has grown and *Coil Line* matured to its current state of excellence, printing and distribution costs have risen, and are about to rise again. We are looking for a new printer since the poor economy has forced our current printer to close its doors. An expected large increase in printing costs, coupled with the latest postage rate hikes, will require more funds than the club dues can cover.

We have encouraged our members to help minimize costs (keeping dues low) by switching to the electronic version of *Coil Line* in recent years, and the results have been good. The download version is, in my view, far superior to the print version, using color for all illustrations (some important details are not evident in the black and white printed version).

However, costs continue to outstrip the savings we realized from email distribution. I once again request that members consider the benefits of having their *Coil Line* as a downloaded file. Please notify Harvey Wales, Secretary, if you would like to make the change. E-mail him at hwales16@aol.com or send a note to him at his address on page 86. We need at least 100 more members to switch.

If it's not already obvious to readers, you can expect that we'll need to have a dues increase next year. The Board will decide on the amount at the Board meeting in August, and will also consider other changes to our fee structure. The most likely will be a surcharge to receive a print copy of *Coil Line*. As always, we'll continue to be frugal, but we need to keep the club financially healthy in order to provide the services you've come to expect.

– Gene Trinks

PNC³ Regional Meetings

This month's regional meeting ...

Southern California-June 11

After our first meeting at the Yorba Linda Public Library in February, Southern California PNC³ club members will be meeting again in that venue on June 11, 2011 from 1:00 to 3:00 pm. This Library is just about the most central location we could find in Southern California. Our first meeting there was hampered by bad weather, but we're pretty sure that in June things will be very nice weather-wise. Everyone who attended the first meeting had a wonderful time!

The meeting will take place in the Community Room on the ground level of the library (the parking lot level). (No need to go up the steps to the library.) It's a very large room, and all the needed tables, chairs, and other conveniences are available for the meeting. There are clean restrooms right outside the meeting room, and elevator access is provided for those with disabilities. The meeting will once again be hosted by John Himes and Jeff Haas.

We hope to have discussions on and examples of any new coils that have been released since the last meeting. We also want to encourage members to bring their collections to share with others as well as any questions they might have about PNCs. All levels of collectors, from beginners to advanced, are welcome to attend. Please bring

Want to Sponsor a Regional Meeting?

Contact Tony Bruno for suggestions. He can put you in contact with others who have taken on the task. Several members have made it a regular habit of promoting meetings in their area.

Regional Meeting Chairman

Tony Bruno, PO Box 624, East Lyme, CT
06333-0624; email, tbbee@aol.com

(PNC³ meeting announcements in this column are free. Please submit details to the Editor three months prior to the meeting date. Thank you.)

trading material if you have duplicates that might fit well in someone else's collection. And, as usual, we will provide some nice door prizes for everyone who attends. (At the February meeting we gave away more than \$1000 worth of door prizes, and we hope to do the same in June.) If you have any questions, e-mail or call John or Jeff. We are looking forward to seeing all of our Southern California members (and guests) at the meeting.

To contact a meeting co-host: John Himes johnwhimes@yahoo.com, 714-826-8552 (home), or Jeff Haas jhconsult@yahoo.com, 949-219-3179 (work).

In case you're interested in making a day of it, The Richard Nixon Presidential Library is just a short walk from the Public Library. If you've never been, you might want to visit that remarkable facility in the morning before lunch and the club meeting.

Directions to Yorba Linda Public Library, 18181 Imperial Hwy, Yorba Linda, CA 92886:

From (57) Fwy: Exit Imperial Hwy (90) and head east 4.5 miles (past Eureka Ave.) and either turn left on Lemon Drive (library parking on right) or pass the library and make U-turn at Olinda St. and the library will be on right.

From (91) Fwy: Exit Imperial Hwy (90) and head north (turn right if coming from the East or turn left onto Imperial if coming from the West) for 3 miles; the library is on the right just past Olinda St.

Bidders Delay March Auction Results

Joe Sedivy reported in early May that some members have not paid for their lots, even after several reminders. Another holdup appears to be a USPS misdelivered certified mailing. (The winning bidder hasn't received his lots yet, but the post office shows that the certified letter was delivered and signed for. Yet by whom is unknown since "return receipt" was not purchased. This has never happened before in the 20+ years Joe has been running the auction.)

Reminder: When members bid in an auction, they need to pay for their lots as soon as notified, or not bid at all. Non-action makes more work for Joe and his wife. It also delays payment to consigning members, as Joe can't close out the auction until all lots are paid-for and mailed without returns (so he knows he has not made any errors). — *Editor*

Readers' Forum




Lighter-colored 26¢ Panther reported

I am sending in a color variety of the 26¢ Panther as a plate strip of five (plate number S1111, Scott #4141). Colors in the variety, which I find reacts to longwave UV light, are noticeably lighter than a normal PNC strip sent along for reference. The normal PNC strip doesn't react to LW-UV, and has a seam line in the second margin (or vertical die cut) to the left (2L) of the plate number.

— Michael Lipson #383

[Under normal light and unaided viewing, the color difference seemed subtle to me, difficult to notice. It will not be noticed in print and can be observed on a computer monitor only under much enlargement. On the monitor, a light purplish tone on the normal coil seems absent on the lighter coil.]

The edges between dark and light blues on the panther seem distinct on the normal copy, and less so on the light one. The "USPS" microprinting is distinct on the lighter copy with a light background; on the normal copy the letters are thick and crowded and are hardly readable. I could not see the seam line under normal viewing or on the enlarged screen image. Interestingly, the "lighter" plate digits seem aligned up-and-down but their magenta "1" is shifted slightly right. In contrast, the "normal" copy's yellow "1" is a tad lower while those digits are spaced evenly left-to-right. For a related report about 26¢ Panther coils under ultraviolet light, see page 93. — Editor]



("normal") ("Light" version)
Lower-right corner details, 26¢ Panther

Former member Kenneth M. Opat (#1739) was listed as dropped for non-payment of dues in the March issue of *Coil Line*. He passed away on April 6th. Ken was a good friend and he loved trading and sharing. He and I frequently went to stamp shows and auctions together. He had many collecting interests besides PNCs. Ken will be greatly missed.

— Dave Trutwin #1958

(please see page 92)

USA Philatelic Catalog News

The new USA Philatelic Catalog for the 2nd Quarter 2011 was recently published. Here are some items of interest to PNC collectors:

44¢ Flag roll/100 of Ashton Potter (#P1111) is listed as **sold out** from Stamp Fulfillment Services.

5¢ Art Deco Bird is available in strips from coil rolls of 3,000 and 10,000. *Note: SFS has eliminated offering plain strips of five on larger coils.* Strip of 25 with plate # from roll/3K is Item 788130; same from roll/10K is item 788230.

44¢ Patriotic Quill is available in strips from rolls/3K and rolls/10K. Strip of 25 with plate # from roll/3K is Item 772130; same from roll/10K is Item 772230. A \$1 handling fee applies. — Michael Mules

Editor's Message

from the
editor...



PNC³ is publishing this *Coil Line* at the time of the 17¢ Electric Auto's 30th anniversary of issue. Since this second design in the Transportation Series was issued on June 25, 1981, only six days were available that month for its use on ordinary mail (not accounting for any premature post-office sale). Consider also that the Bureau of Engraving and Printing was struggling at the time to produce stamps, especially coils, to support the new postal rates implemented that March. I suppose under these circumstances it is not surprising that ordinary covers are still unknown franked with 17¢ Auto PNCs ordinarily postmarked in June 1981, according to member Rob Washburn, a modern postal-history specialist.

I can't help but think of all of the collectors at the First Day of Issue site, buying all of those 17¢ Auto coils at the time... The 17¢ coil was issued for the "additional ounce" first-class rate, and followed by about a month the 18¢ Surrey coil issued for the one-ounce rate. Wouldn't an 18¢ Surrey plus a 17¢ Auto on a cover mailed that day document the earliest Transportation Series "combo" use, for the 35¢ two-ounce rate? And then there's the possibility that one or

both of the two coils could be a plate numbered example. (Note: Only unprecanceled #1 and #2, phosphor tagged, 17¢ PNCs were available for the first few months of its issuance.)

So, regrettably, we do not have a suitable 17¢ usage to illustrate in this issue to mark the occasion. I did come across an ad in the July 2001 *Coil Line* which member Bill McMurray placed, entitled "Wanted for 'Tomorrow's Classics' Exhibit." Included among covers wanted is listed "17¢ Electric Auto on cover with 18¢ Surrey or 18¢ Flag to pay 2nd oz." I do wonder, given it was too late for this issue to contact Bill, what interesting covers like this he was able to obtain.

We still invite you to submit anecdotes or examples of PNC collecting and postal uses dating to 1981 as 30th anniversary coverage continues. In a related vein in this issue, Dan Forgues shares his anecdote about how he came to acquire one of the rarest Transportation coil PNCs with a purple machine cancel.

Also, I saw that the same July 2001 *Coil Line* has a feature from Rob Washburn about scarce 17¢ Auto commercial usages. Perhaps Rob will provide an update for the 30th anniversary of its first full month of issuance, or at the very least we can produce an updated story version with better pictures. I meant to show Rob's 18¢ Surrey cover of the May issue on its front page. It is now placed on this issue's color front page. —Ron Blanks

Coil Line

PO Box 9282, Chesapeake, VA 23321 Phone: 757-478-8719

E-mail coillineeditor@yahoo.com Website www.pnc3.us/pnc3.org/

Journal of the Plate Number Coil Collectors Club

Editor

Ronald Blanks

Associate Editor (electronic version)

Ron Maifeld

Senior Consultant

Gene Trinks

Subscriptions

Harvey Wales

Auctions

Joe Sedivy

Proof Readers

Ron Archer
Joe Chinnici
John Himes

Technical Consultant

Alan Thomson

Printed Mailings

Brian Snippen
Cory Snippen

Electronic Mailings

Frank Covey

Staff Writers

Frank Covey
Doug Iams
Gene Trinks
Rob Washburn

Contributing Writers

Daniel Forgues
John Himes
Michael Mules
Mark Schultz
Robert E. Thompson

Graphics

Ronald Blanks
Ron Maifeld

Cartoonists

Thomas Babb
Eric Moreno

Printing

(to be finalized)

Webmaster

Ron Maifeld

Current Plate Numbers, Roll Sizes, Tagging & Die Cuts

=== KEY ===

Roll Size: E = 50, A = 100, B = 500, C = 3000, D = 10,000

► NEW NUMBER OR VARIETY

*** DATA ARE TENTATIVE

USA PHILATELIC (USPS CATALOG) "SOLD OUT" OR NO LONGER SHOWN

[xx] - plate number interval

BK - Block Tag

EP - Embedded Phosphor

SP-S - Surface Phosphor, Smooth appearance

SP-U - Surface Phosphor, Uneven or grainy appearance

OA - Overall Tag

un - untagged

Water-Activated (WA) if shaded; otherwise, Self-Adhesive (SA).

Plate number intervals are shown in brackets [] following the plate number(s) and roll size(s), followed by die-cut types on self-adhesive stamps:

PV = Peak/Valley VP = Valley/Peak VV = Valley/Valley

PP = Peak/Peak S = Serpentine Die Cuts with no transition.

Tagging is listed within (). Note some #s have varieties.

PRINTER PLATE NUMBER PREFIX LETTERS

A - American Bank Note

P - Ashton Potter

B - Banknote Corp. of America

S - Sennett Security Prod.

G - Guilford Gravure

V - Avery-Dennison

M - 3M

None - BEP

1¢ LAMP 2003 (un) ≠
#S11111 C [14]

1¢ LAMP 2008 (un)
#S11111 C, D [31]

2¢ NAVAJO JEWELRY (un)
#S111111 D [31]

3¢ SILVER COFFEE POT (un)
#S1111 D [14]

4¢ CHAIR (un)
#S1111 D [14]

5¢ TOLEWARE (un)
#S1111111 D [14]

10¢ CLOCK 2006 (un)
#S1111 D [14]

10¢ CLOCK 2008 (SP-S)
#S1111 D [31]

17¢ BIGHORN SHEEP (SP-U, SP-S)
#S11111111 A [31] VP

20¢ WASHINGTON (OA)
#P11111 A [31] VP

28¢ POLAR BEAR (SP-S)
#V11111 A [20] VP, PV

29¢ HERBS (SP-S)
#V11111 A [40] VP, PV

44¢ FLAG (SP-S)
#V1111 A [20] VP, PV

44¢ FLAG (SP-S)
#S111 A [31] VP

44¢ FLAG (SP-S) ≠
#P1111 A [31] VP

44¢ FLAG (SP-S)
#S111 C [31]

44¢ FLAG (OA)
Rounded Corners
#V1111 C, D [16] VP

44¢ QUILL & INKWELL (SP)
#S1111 C, D [27] S

FOREVER LIBERTY & FLAG (SP-S)
#V11111 A [40] VP, PV

FOREVER LIBERTY & FLAG (SP-S)
#S111111 A [32] PV

FOREVER LIBERTY & FLAG (SP-S)
#P111111 A [32] VP

(5¢) SEA COAST

#B111 D [20] (SP-S) VP ≠
#P1111 D [22] (un) S
#P2222 C, D [27] (un) S
#P2222 D [27] (un, SP-S) S
#P3333 D [27] (un) S
#P4444 D [27] (un) S
#P5555 D [27] (un) S
#P6666 D [27] (un) S
#P7777 C, D [27] (un) S
#P8888 D [27] (un) S
#P9999 C, D [27] (un) S
#S1111 D [20] (un) S

(5¢) SEA COAST (un)

#B111 B, D [10]
#S1111 C (Lum. Ink) [14]
#S1111 D (Lum. Ink) [14]
#S11111 B [31]

(5¢) ART DECO BIRD (un)

#P1111 C, D [27] PP

42¢ FLAGS 24/7 (SP-S) ≠

Rounded Corners

#V1111 C, D [8] VP
#V2222 C, D [8] VP

42¢ FLAGS 24/7 (SP-S) ≠

#S1111111 C [12/16 alternating]

42¢ FLAGS OF OUR NATION (SP-S)

#S111111111 E [10] PV (Set 1)
#S111111111 E [10] PV (Set 2)

44¢ FLAGS OF OUR NATION (SP-S)

#S111111111 E [10] PV (Set 3)
#S111111111 E [10] PV (Set 4)

(10¢) ATLAS (un) ≠

#B1111 D [20] VV, PP
#V11111 D [10] VP
#V11222 D [10] VP
#V12111 D [10] VP
#V12222 C, D [10] VP
#V13222 ? [10] VP
#V21111 D [10] VP
#V21113 ? [10] VP
#V21211 C, D [10] VP
#V22111 D [10] VP
#V22112 D [10] VP
#V22211 C [10] VP
#V22222 D [10] VP
#V23113 D [10] VP
#V32332 D [10] VP
#V33332 D [10] VP
#V33333 D [10] VP

(10¢) LION (un) ≠

#S11111 B, C [14]

(10¢) BANNER (un)

#S111 D [27] PP
#S111 B [31]
#V111 C, D [10] VP
#V222 C, D [10] VP
#V333 D [10] VP

(25¢) DINER (un) ≠

#S11111 D [14]

(25¢) EAGLE (SA) (un)

#S1111111 D (2003) [20] S
#S2222222 D [20] S
#S3333333 C, D [20] S
#S3333333 D [20] S, Tag SP-S#
#S1111111 C (2005) [20] S

(25¢) EAGLE (un)

#S1111111 C [10]

? = known used only

= weak tagging

Sold Out: 44¢ Star Flag rolls/100, as reported in USA Philatelic 2011 Quarter 2 (page 32). Some rolls are likely to be found in some post offices by chance only.

Rolls in the large sizes (B, C, and D) marked unavailable via USA Philatelic (≠) might still be in inventory of (or for) large mailers. For example, some mailers were still using 41¢ Flag rolls (no longer shown here) in mass mailings as of April, 2011.

KEY types were revised Dec. 2008 with phosphor tagging terms finalized at specialists' meeting (APS StampShow, Hartford Aug '08): **EP** = Embedded Phosphor, **SP** = Surface Phosphor stamps. "SP" terms have added qualifier: "**-U**" for Uneven and/or Grainy, or "**-S**" for Smooth appearance.

Ashton Potter's SA Sea Coast P2222 are die-cut two ways. One is serpentine-cut on all 4 sides; the other only at the sides.

In printing Sea Coasts with cylinder sets P2222 - P9999, AP changed cylinder size from that used for P1111. Thus, the plate number intervals changed from 22 to 27. P3333 through P9999 have a small date and color order of BCMY.

... Readers' Forum

(from page 89)

Here are pictures of a few of the stranger (10¢) Banner presort coils from Sennett I have found. The first two are merely color variations and the third is an ink misregistration. But the fourth is the winner, and a PNC, too.

On the fourth example (image "D" below), note first that the red stripes come to a stop horizontally on the right side. I haven't figured that one out. Then the unexpected blue at the tips that is visible on the right side comes to a stop vertically. What is this blue ink?

Interesting; maybe a reader has answers, but it would make a good feature photo. Keep up the good work
 – Nick Fabri #2096

[Congratulations on finding this bevy of varieties for one coil issue. Two of these have been

discussed before in *Coil Line*, and the other two, not so much. Interestingly, Doug Iams shows in "This and That" (page 95) a new issue found with similar "colored peaks" or tips. He also discussed at length these 10¢ Banner marks, with table of marks and locations, in the April 2008 issue. Frank Covey's picture of the first reported marks is shown below at bottom right.

The "pink-striped" Banner (image B) was last discussed in the July 2010 issue.

Regarding the "ultramarine" color (image A), I recently came across a 2007 reference to Bob Rabinowitz's find of different "blues" for the Sennett coil, but at the time of this writing I could not find more elaboration. It could simply be a matter of very light application of the normal blue ink. Ron Archer had offered this explanation for the "pink stripes" cases.


The blue-ink shift to the left (image C) is of note for its visual impact (the uninked vertical line bordering the blue ink's right side). One wonders how the registration marks (if that is what the colored peaks show) control this, if at all.] – Editor



A




C



B



D




Red- and gold-ink tips
 (from Sept. 2007 *Coil Line*)

Recent Sennett Coils under UV



by Robert Thompson

[Spurred by Michael Lipson's report of a lighter-colored 26¢ Panther (Readers' Forum this issue), Robert Thompson reviewed his holdings, took pictures under both shortwave (SW) and longwave (LW) ultraviolet lamps (UV), and filed this report. – Editor]



“Lighter colors” 26¢ Panther (of page 89) is top stamp (A, B)

On the 26¢ Panther, I noticed that the paper under Longwave UV was “Hi-brite”, but in a mottled pattern similar to the uneven tagging seen under Shortwave UV. So I went back to check some older issues produced by Sennett Security Products. Below is a summary of what I found.

	<i>Image Reference</i>	<i>SW-UV</i>	<i>LW-UV</i>
17¢ Bighorn Sheep	(no pictures)*	Uneven glow	Light Hi-brite paper
		Uneven glow	Uneven Hi-brite paper
		Smooth glow	Light Hi-brite paper
26¢ Panther	top images A & B	Uneven glow (A)	Uneven Hi-brite paper (B)
	bottom images A & B	Smooth glow (A)	Dead paper (B)
	(no pictures)	Uneven glow	Dead paper
44¢ Quill & Inkwell	top images C, D (3k roll)	Blue-green smooth glow (C)	Smooth Hi-brite paper (D)
	bottom images C, D (3k,10k)	Bright green smooth glow (C)	Uneven Hi-brite paper (D)

*– Frank Covey described the two LW types, each with uneven glow under SW, in Sept. 2009 issue, page 137.

“Smooth” and “Uneven” are not terms that have been used in the past to describe Hi-brite paper, but they seem appropriate in these cases. [Doug Iams mentioned in the August 2008 issue of Coil Line that the 26¢ Panther subsequently appeared with smooth tagging under SW, first found in March, 2008. – Editor]

Reporting the Rarities

by Gene Trinks

Thanks once again to all of those readers who have reported their finds of rare PNCs. I have a number of different issues to update this time, and hope that this summer will see more searching and more reporting. Eight of the issues on the list have seen the reported numbers increase, including three of the rare Flag over Porch die varieties. All of the new reports are for used singles, but the count for the most elusive of them all, the Egret V2121 with Peak/Valley die cut remains at one. Newly discovered copies of Egret V2121 V/P die cut tie for the largest increase in the count, jumping by 3 to 32 reported. Also increasing by 3 is the Atlas V13222, to 66 reported.

I have reports of one additional copy each found of these Flag over Porches: the 66666 10/11 die, the 78777 10/10 die, and the 13231A 10/10 VP die. Other issues for which we add one to the count are the Green Bike #444 square shoulder, and the Atlas V21211 tagged. The Egret V3211 V/P rounds out the new reports with 2 additional copies reported.

The remarkable new finds of the Flag over Porch come as a result of attention by a mixture sorter who had put away a large lot he acquired about ten years ago, but had never got around to sorting. So, if you're sitting on old acquisitions that haven't seen the light of day for some time, I'd suggest you get busy and dig in!

The rarities counting now stands at:

PNC Issue	PNC ID	Scott No.	Mint Single	Mint P/S 5	Used Single	On Cover
32¢ Flag over Porch ("Famous Five")						
66666 10/11 die	1996-8.221	2915A	--	--	21	2
66666 12/11 die	1996-8.241	2915C	--	--	4	2
78777 10/10 die	1996-8.211	2915A	--	9	69	5
88888 11/12 die	1996-8.252	2915C	--	--	4	--
13231A 10/10 VP die	1996-8.212	2915A	6	8	56	14
(5¢) Avery Mountain V333342 13L/12R die	1996-10.211	2904A	--	--	21	3
V333343 round corner die	1996-10.211	2904A	--	--	5	--
(5¢) BEP Mountain #1111 9/10 die	1997-1.22	2904B	2	5	21	2
(25¢) Diner #22211 round shoulder die	1998-7.21	3208A	--	--	98	8
(10¢) Green Bike #444 square shoulder die	1998-4.22	3228	--	--	31	4
(10¢) Eagle&Shield STD #11111 round shoulder die	1998-15.1111	3271	1	6	12	4
(10¢) Atlas V13222	2003-9	3770	--	--	66	2
V21113	2003-9	3770	--	--	4	--
V21211 tagged	2003-9	3770	--	--	6	1
37¢ Snowy Egret V2121 VP die	2003-8	3829	--	--	32	1
V2121 PV die	2003-8	3829	--	--	1	--
V3211 VP die	2003-8	3829	--	--	47	4
V3211 PV die	2003-8	3829	--	--	7	2

These counts represent only the stamps that have been reported to me, NOT the quantities that actually exist. Some owners choose not to report their holdings, and others are not aware of this survey. If you have a new find to report, please send a report to me at 16415 W. Desert Wren Ct., Surprise, AZ 85374. My e-mail address is gctrinks@cox.net. Send a scan too, if you have the capability. *[This is an important double-check, as sometimes traits get confused or mis-identified. – Editor]* Many thanks to all members who have reported in the past. Keep up the good work!!

Avery (41¢) Flag “Hoppers”



Jeff Fiszbein sent in the above image of an Avery-produced non-denominated 41¢ Flag with a very large shift right of the red ink. This shift caused the red “1” plate number to hop far past the blue “1”. Although it might look as if the other colors are also shifted, the blue, tan and black are more or less properly registered to each other. The apparent shift of these colors is due to another wrinkle that occurred with the production of this roll: a die cut shift!

The color sequence of the digits is now dropout white, black, blue and red, instead of dropout white, black, red, and blue (where the dropout white represents the tan-ink cylinder). This shift was originally reported in the October 2007 *Coil Line*. However, this report is of a second roll that just surfaced a few weeks ago, and the example pictured earlier did not show the hopper plate number.

In that same issue of *Coil Line*, a smaller shift of the red ink in the opposite direction of the same Avery non-denominated 41¢ Flag issue was also reported. On some examples, the red “1” hopped slightly to the left of the black “1”.

Now for an embarrassing part – in the March 2008 issue of *Coil Line*, I gave an update in which I

wrote,

“Recently a few covers bearing a smaller but still dramatic shift have surfaced. One of them bore a rearranged 1S111 plate number with the red 1 out in front of the S. An unnumbered example is shown here.”

The size of the shift left was larger than on the Avery left-shift examples reported in the October 2007 *Coil Line*, and thus could have possibly moved the red “1” out in front of the plate number. The problem is the stamp I showed was clearly an Avery stamp, not a Sennett stamp. Thus, I suspect that I should have written 1V111 instead of 1S111 (unless someone can come forward with a 1S111 example – it is somewhat possible I happened to see both around the same time and got them confused). Sorry for the reporting mishap.

44¢ Quill & Inkwell Markings



Partial registration markings have been found along the right die-cut serpentine tips of the numbered stamp on some of the 44¢ Quill & Inkwell stamps. On the one example reported to me, the die cutting was shifted slightly to the right, giving a wider than intended right margin. This created the effect of capturing part of the registration markings that are supposed to be in the matrix that is stripped from between these large-roll stamps. A similar but leftward shift might cause the markings to show along the left side of the 4th stamp in a plate strip of five (PS5). These markings are similar to those found on Sennett-produced (10¢) Banner coils (see April 2008 *Coil Line*, pages 80-81). These 44¢ Quills were also produced by Sennett. (The image above is courtesy of Chris Lazaroff.)

Double Helping of “Forever” Coils

The Sennett version of the Liberty Head/Flag Forever coil has been found with the slitting between two rows missing, resulting in double-tall stamps. Each “stamp” has two full images, one above the other.

Actual Item at Times Best for Show & Tell

by Ron Blanks

90+ times out of 100, submissions to *Coil Line* about coils arrive with scanned images of the stamps, or in a few cases with photocopies. Other times, actual stamps are sent. The following case started with a photocopy, and ends with a lesson about their shortcomings. In the world of Stamp Errors, Freaks and Oddities (EFOs), questions normally arise when a collector finds something new that “doesn’t quite look right”... namely, “Has anyone else found something like this?” and, “What caused it?” In such cases, it is best to send in the item.

One member has wondered about a coil since he found it in December 2003. He sent in a letter sheet-sized paper copy of a white-background stock sheet that held part of his various (5¢) Mountain water-activated gum coils (Scott 2904, produced by contractor Sennett Security Products). The image below shows an excerpt from this sheet that I scanned into the computer.



Excerpt from a collection page's paper copy.

I had been spoiled in the past by some excellent enlarged color paper copies that readers have sent in the past. So I thought nothing of dashing off a note to the submitter, requesting an enlargement for a better picture in *Coil Line*. Or, I also noted in passing, he might send me the actual item for examination and return.

The member graciously sent the actual “twister” (5¢) Mountain coil stamp, which I scanned for a better image to use in *Coil Line* (next column, bottom). Compare to the image I made with



Scanner images from a stamp (bottom), and paper copy of same stamp (top).

best efforts from the printed-copy output (at top).

As seen pictured here, the paper-copy image of the coil looks like a different stamp, one with a “blizzard” as part of the design, and possibly a “1995” date (note that such a stamp doesn’t exist). In contrast, the scanned image shows a “1996” but no “blizzard” imaging anomaly. (please see page 97)


... Actual Item at Times Best for Show & Tell

(from page 96)

I thought at first this “twister” inquiry was a matter of some ink missing in the design, perhaps due to some under-inking. Under magnification of the actual stamp, I expected to see some scattered, random ink dots around the periphery of the “twister” and perhaps within the white space, not normally visible in either of the copied images as we’ve discussed. But under 5X magnification, the white mark turns out to be nothing more than a scraped area.

It’s an odd, ragged shape for its length when coupled with a very narrow width. More surprising, the paper scraping extends above the image. (This might be seen in the enlargement, *at right*. For readers

viewing this edition of *Coil Line* on a display device, the paper scraping above the blue ink is easy to see.) So, this EFO is not a *printing* anomaly. Next, the thought might arise with the facts known so far, “This used copy was simply scraped in mail handling.”



But, surprise: It is a mint copy, with full gum on the back – something else that can’t be known from a photocopy. Yet, even if the scrape occurred in coiling production, its cause might likely never be pinpointed.

Scanned Image Guidelines for *Coil Line*



For covers, coil strips: **300 dpi minimum** ▲

For stamps without regard to smaller details: **600 dpi minimum** ►


For any stamps (or covers) from which smaller details are to be viewed: **1200 dpi minimum** ►

(Note: These images are only representative here and so do not conform.)







Going forward, it becomes more important than ever for *Coil Line* to maintain minimum standards for submitted image files. With more PNC³ members deciding to rely on the journal’s electronic version, we want to adequately support its benefit of being able to enlarge any page as required for better viewing. The scanning guidelines below are to support enlargement at 200% without noticeable degradation in picture detail, as well as ensure good reproduction in the printed edition.

All images designed to show a feature *larger* than one stamp should be scanned at a minimum of **300dpi**. Typical examples are covers, and strips of coils where the subject under discussion is not confined within one stamp. **Single-stamp** images, not trying to show any smaller feature, should be scanned at a minimum of **600dpi**. Stamps to involve **closeups** require a minimum of **1200dpi**, with 2400dpi preferred in order to see plate numbers and other small features. Finally, files should be *uncompressed* and in JPG format. – Ron Blanks



**2¢ Navajo Jewelry
Plate S111111
PNC ID 2011-2**



**Back Numbers top,
bottom and middle of
various font sizes.
Each came from a
different 10K roll.**

The 2¢ water-activated Navajo Jewelry coil from Sennett Security Products went on sale nationwide on February 12, 2011 in rolls of 10,000. This makeup rate stamp replaces the 2¢ Woodpecker coil (PNC ID 1999-7) which has been out of print for several years.

The S111111 plate number found at the bottom right of a stamp repeats every 31 stamps.

The letters “USPS” are microprinted on the left part of the necklace just above the end of the word “Jewelry”.

Production of the 10,000-count rolls included inkjet printing of counting numbers on the gum side. These five-digit pink back numbers are found every 10 stamps along the roll. Top, bottom and middle back numbers are known. Since the plate number interval is an odd integer, only one roll is needed to get all back number positions relative to the plate number.

A 2011 date is printed in the lower left corner of the stamp. *[Interestingly, the “2011” year date is the exception to the recent pattern that has seen “2011” dates placed at the upper left on commemorative and regular stamps, including the earlier-issued (5¢) Art Deco presort coil. The 2¢ Jewelry design was previously issued in various panes of 20 from several suppliers with year dates at lower left, which likely explains the “2011” location. – Editor]*



**“USPS” microprinted on the left side of
the necklace.**

Microprinting is a security device to protect against counterfeiting.

Membership Update

Deceased

Kenneth M. Opat (1739)
(previously reported as dropped
for non-payment of dues)

Previous Membership Count	703
New Members	0
<u>Reinstated</u>	<u>0</u>
New Membership Count	703

Mailing List Available

Rental of the club mailing list is available upon request. A one-time usage fee of \$50.00 includes preprinted address labels. Contact Harvey Wales, Secretary. Email: hwales16@aol.com or use his contact information given on page 86.



Address Changing?



Change of Address forms and membership applications are available from Harvey Wales, Secretary, 13 Birmingham Place, Vernon Hills, IL 60061. Email: hwales16@aol.com. Both forms are also on our website at: www.pnc3.us/pnc3.org/.

Information Changes

Gary Davis (6)
GDJDstamp@gmail.com

Victor Collinino (748)
vimco@comcast.net

Susan Lee Tucker (1439L)
(419) 393-4251

Frank Sandor, Jr. (1449)
fsandorjr@gmail.com

Lubomir Purchart (1522)
l.purchart@intek.cz

Stephen Hopper (1702)
steve.hop08@gmail.com

“Missing Magenta 1” 34¢ Liberty Update

by Ron Blanks

Member Dan Forgues reports that mixture-sorting lightening struck him twice about a year ago. In one large clippings mixture from a mission, he found not one but two examples of the 34¢ Liberty self-stick coil (Scott 3477) of plate number 1111 yet without any trace of the magenta “1” in the number.

When all of the stamps are examined, the magenta ink appears normally represented in the stamp design. Alan Thomson reported Jim Fowler’s used find of this variety in the July 2001 issue, with a followup report in the September 2001 issue of Rolly Grandahl’s used find. Those reports



Closeups of two 34¢ Liberty coils, each missing the magenta “1” in the plate number (normally the second digit, after the very, very faint yellow – see front cover for a comparison)

didn’t show an image, so Dan’s closeup on the front cover is likely the first one published here in color. We would like to know if anyone has any mint examples. The missing “1” might have occurred from its ink cylinder being out-of-sync with the others; if so, who will find an elusive single-“1” PNC?

Classified Ads

Approximately 32 pounds of PNC covers from the 1990s to 2002. I had the opportunity to go through all of the mail for a small city in Wisconsin. Put away everything with a PNC. Lots of duplication. Never gone through for varieties. Bob Ashe 252-633-2177 ashebk@yahoo.com. Member 410

* * *

PNC used singles, used strips, MNH PS5s. Great prices! Guaranteed quality! No hassles! Visit <http://www.angelfire.com/ca5/HimesPNCs> or send LSASE for lists to John Himes, PO Box 453, Cypress, CA 90630-0453. Please specify what you collect. Or e-mail johnwhimes@yahoo.com. Member 957L

* * *

STILL LOOKING for 100% plate # on top to document or purchase. New or used, strips or singles, Transportations or Flags, I'd like to hear from you. Please contact me with information or scans at: Mark Schultz, 1002 Wisteria Trail, Austin, TX 78753, mschultz@jomarpress.com. Member 2114

CLASSIFIED AD rates are 6¢ per word, with a minimum cost of \$3.00 per insertion.

PNC³ members are entitled to two free 50-word ads per year. (There is a 10¢ charge for each word over 50 with free ads.) Contact the editor to place an ad.

Display Advertising Rates

PNC³ Coil Line

• Full Page	\$ 100.00
• Half Page	\$ 80.00
• Third Page	\$ 65.00
• Quarter Page	\$ 45.00
• Sixth Page	\$ 35.00
• Eighth Page	\$ 20.00
• Back Cover	Add \$ 50.00
• Inside Cover	Add \$ 25.00
• Color Ad (for full page)	Add \$ 100.00
• Color Ad - Electronic Version	Add \$ 25.00
(Discounts available for multiple insertions.)	



How a Rare PNC Found a New Home

By Daniel Forgues

Shown at far left is the only reportedly known purple-ink machine canceled 18¢ Surrey #17. Here is the story on how I came to find this stamp.

Back in 1999 my job took me to Memphis, TN for one year. I went to a small stamp show in the area and soon was showing a dealer my used PNC collection.

When we came to the page with my #1 through #16 Surrey PNCs with purple machine cancels, he said he had a #17 PMC. I asked if he would like to sell it, and his answer was “no” because it was in his personal collection.

All I could think about for the next week was that #17. I wrote the dealer and offered \$100 face value in all-different mint PNC strips of five as a trade. About a week later I received a letter with the #17 PMC inside and a “yes” to my offer.

[Editor's note: Rob Washburn's Surrey #2 PMC cover was inadvertently left off last issue's color front page.]

Coil Topics Index this issue...

26¢ Panther, lighter colors.....	89
(10¢) Banner (Sennett), various colors, shifts.....	92
26¢ Panther, 44¢ Quill, types under UV.....	93
41¢ Flag, Avery #V1111, red “1” hopper.....	95
44¢ Quill & Inkwell, colored peaks.....	95
(5¢) Mountain “twister” paper scrape.....	96
2¢ Navajo Jewelry Catalog Corner.....	98
34¢ Liberty s/a #1111 missing magenta 1.....	99
18¢ Surrey #17, purple machine cancel.....	100