

PNC³ PNC Catalog Chapters Order Form (April 2012)

The Plate Number Coil (PNC³) Catalog Committee is accepting orders from PNC³ members for the new publication and re-offered publications listed below. These will be available as long as quantities last. The "2011 New Issues" chapter in color will have only one printing. Orders received in March and April can be expected be filled in 60 days; thereafter, mailing will be intermittent.

	<u>Quantity Ordered</u>	<u>Total Cost</u>
<u>A. New Publications</u> (pre-publication prices)		
2011 New Issues: Title Page + 20 pages		
Stamp Illustrations in Color	\$10.50	_____
Stamp Illustrations in Black & White	\$ 5.00	_____
2012 Cumulative PNC-ID Index, Cross Reference		
PNC ID and Scott Numbers Index, and		
Alphabetical Name Index (3 items, B&W)	\$ 6.00	_____
\$0.44 Star Flag (2009, Denominated, Permanent		
Catalog Chapter), 15 pages, stamp		
Illustrations in color	\$ 8.00	_____
<u>B. Re-Offered Publications</u>		
Values List, 5 th edition (2011) (64 pages, B&W)		
PS5, PS3, Used Singles, Commercial Covers	\$ 5.25	_____
\$0.41 Flag on Pole (25 pages, non-denominated		
and denominated, illustrations in color)	\$10.50	_____
\$0.37 Flag Waving (26 pages, non-denominated		
and denominated, illustrations in color)	\$12.50	_____
\$0.32 Flag over Porch (20 pages, non-denominated		
and denominated, illustrations in color)	\$ 8.50	_____
PNC ³ Illustrated Glossary (24 pages including 1		
Page of color illustrations), 2008 Edition	\$ 4.50	_____
<u>C. Postage & Handling</u>		
\$2.75 for first item ordered	\$ 2.75	
\$0.30 for <u>each</u> additional item ordered	\$ _____	
Total Postage & Handling		_____
TOTAL REMITTANCE (US Funds ONLY), payable to PNC3		\$ _____

Mail Order and Remittance to:

Andrew M. Jakes
5203 Hayden Woods Ln.
Hilliard, OH 43026-7473
pnctreasurer@aol.com

PNC³ Member Number _____

Your Name (PRINT) _____

Your Mailing Address (PRINT) _____

e-mail address or evening telephone number _____

Our 25th Year

PNC³



www.pnc3.org

Coil Line

Journal of the PNC³
Plate Number Coil Collectors Club

American Philatelic Society Affiliate # 185

Vol. 25, No. 4

April 2012

Whole No. 286

DiversityStore.com®
P.O. Box 231840
Centreville, VA 20120

National Women's History Month
March

Poster WH12 \$6.25, Button \$1.50
Magnet \$1.75, Bookmark .50

Visit us at DiversityStore.com to see our new products 1-800-200-5964 Fax (703) 441-1111

Grassfield High School
Pob 9884
Chesapeake, VA 23321

New 32¢ Aloha Shirt on all-black background postcard... page 44



▲ What dramatic die-cut shift is this?... page 45




▲ More earliest documented uses, "Commercial Covers"... page 48

Also...

- PNC³ Meeting April 28 in Plymouth, MI... page 43
- PNC³ Meeting in May in Southern California... page 44
- Readers' Forum... page 45
- 32¢ Aloha Shirts Catalog Corner... page 47

"This and That"...
page 50 ►



Coil Line

Journal of the Plate Number Coil Collectors Club

Published by: **PNC³**
ISSN: 1931-5112

Editor: Ronald Blanks
coillineeditor@yahoo.com

Print Edition Mailings: Brian and Cory Snippen
snippenb@comcast.net

Electronic Edition Emails: Frank Covey
ecoilline@macomb.com

Advertising Rates (one-time)

Full Page	\$ 100.00	Eighth Page	\$ 20.00
Half Page	\$ 80.00	Business Card	\$ 20.00
Third Page	\$ 65.00	Back Cover	Add \$ 50.00
Quarter Page	\$ 45.00	Inside Cover	Add \$ 25.00
Sixth Page	\$ 35.00	Color, full page	Add \$ 100.00

(For Color Ads, Electronic Version only, Add \$25.00)

A check or money order, made out to **PNC³**, must accompany camera ready ad. Advertising copy must be submitted by the 1st of the previous month prior to the publication date. Please send all copy to Ronald Blanks, Coil Line Editor, PO Box 9282, Chesapeake, VA 23321.

The Classified Ad rates are six cents a word per issue, with a minimum of \$3.00 per individual ad. (Two 50-word ads per year per member are available at no charge. There is a 10¢ a word charge for words over 50.)

All material, including articles submitted, will be edited and formatted for inclusion in **Coil Line**, and must be received by the 1st of the month prior to publication.

Coil Line reserves the right to edit copy as necessary.

Coil Line is published monthly and as a member benefit is sent electronically with annual dues of \$16.00. Printed version of **Coil Line** is also available. To U.S. addresses, to receive printed version add \$14.00 for Bulk Mailing; add \$22.00 for First Class Mailing. To Non-USA addresses, add \$27.00 for mailing. Past issues of **Coil Line** available at \$2.50 per copy. Quantities are limited.


All material is copyright 2012. All rights reserved. Material in this publication may be copied or reproduced with acknowledgment to **Coil Line**. Opinions expressed by the authors and writers are their own, and do not necessarily reflect those of the editor, publisher, or membership of the Plate Number Coil Collectors Club.

All content matters, letters to the Editor, and advertising questions should be sent to **Coil Line**, c/o Ronald Blanks, PO Box 9282, Chesapeake, VA 23321. Phone 757-478-8719; email: coillineeditor@yahoo.com.

For mail delivery problems, contact the mailer below.

Postal mailings prepared by: Brian Snippen, PO Box 5542, Albuquerque, New Mexico 87185-5542. Email: bsnippen@comcast.net. Phone: 503-810-7825. Mailed from Zip Code 87185 on or near March 30, 2012.

PNC³ Contacts



Scott #2257b PS5 Plate Number 2

PNC³ Website www.pnc3.org
Ron Maifeld, **Webmaster**
email: ron.maifeld@pnc3.org

(For *Coil Line*-related matters, please consult column at left for appropriate contact.)

Elected Officers

Gene Trinks, **President**, 16415 W. Desert Wren Ct, Surprise, AZ 85374 email: President@pnc3.org 623-322-4619

Andrew Jakes, **Vice President**, 5203 Hayden Woods Ln, Hilliard, OH 43026 email: VicePresident@pnc3.org 614-850-0308

Harvey Wales, **Secretary**, 13 Birmingham Pl, Vernon Hills, IL 60061-2103 email: Secretary@pnc3.org 847-367-2629

Michael Mules, **Treasurer**, PO Box 270252, Milwaukee, WI 53227-7206 email: Treasurer@pnc3.org 414-234-9867

Ron Maifeld, **Past President**, PO Box 54622, Cincinnati, OH 45254-0622 email: ron.maifeld@pnc3.org 513-231-4208

Robert Thompson, **At Large**, 12431 Golden Thistle, Houston, TX 77058 email: rthompson@pncvarieties.com 713-419-1926

Todd R. Uebele, Sr., **At Large**, 1667 Wolf Rd, Iron Station, NC 28080 email: TRU120542@aol.com 704-735-5484

PNC³ Catalog Committee: Frank Covey, Andy Jakes, Ron Maifeld, Gene Trinks, Peter Tukker
PNC³ auctioneer: Joe Sedivy

Coil Line Production

editor: Ronald Blanks

electronic version producer: Ron Maifeld

senior consultant: Gene Trinks

technical consultant: Alan Thomson

writers:

Frank Covey, Doug Iams, Gene Trinks, Rob Washburn

contributing writers:

Rudy de Mordaigle, John Himes, Michael Mules, Mark Schultz, Robert E. Thompson, Todd R. Uebele, Sr.

proofreaders: Ron Archer, John Himes

graphics: Ronald Blanks, Ron Maifeld

printing: State Wide Printing - Albuquerque NM

printed mailings: Brian and Cory Snippen

electronic mailings: Frank Covey

subscriptions: Harvey Wales

President's Message

from the PNC³ president ...

It's great that we have some new issues to keep our members happy in expanding their collections. Based on the recent *Linn's Stamp News* notice about a possible one cent coil forthcoming, we might see more soon.

But even if there were no new coils to focus on, it doesn't mean that we must put aside our PNC collections. There are many ways to keep busy with PNCs even if printing presses for coils aren't running.

I've been thinking about postal history lately and how it can be demonstrated using PNCs. This is a subject I haven't seen treated in these pages (at least according to my admittedly faulty memory.)

Variable denomination coils come to mind. It could be a fascinating project to document the failed experiments with the equipment used to print user-selected denominations on un-printed coil blanks, especially if covers showing different rate usages could be included.

Another project might be to collect commercial bulk rate covers showing fractional Transportation uses (similar to the currently popular "Prexie" single-stamp franking collections.) Some covers have date indications that will assist in identifying the rate that the stamp paid for those stamps that were used during multiple rate periods.

Let your imagination guide you into a project that fascinates you, and keep your PNC interests active even in the sparse new issue periods.

Early this year we published a long list of members who had not renewed, and this list resulted in alarm from some members concerned that the club was in difficulty. I am pleased to report that most of those listed have since renewed their membership, and I want to welcome them back! It is evident that sometimes end-year activities take priority over renewing even with our warning that we could not send out reminder letters as we have in the past. I guess we'll need to put the renewal notices in *Coil Line* earlier in the year.

I want to assure all members that your club is in great shape, and that we'll be here for years to come.

– Gene Trinks

Welcome!

If you are a new reader, PNC³ is in its 25th year. We are a community of stamp collectors specializing in the plate numbered coil issues of the USA. The first PNCs were issued in 1981, and in February, 1988 a network of PNC specialists established our club. *Coil Line* was launched in May, 1988 and serves (along with other club literature) to inform collectors on the many aspects of PNCs. Studies include scarce numbers, varieties, printing methods, market values, PNCs on mail, and more. Thank you for visiting, and we hope you'll join us!

PNC³ Regional Meetings

Plymouth, Michigan-April 28

A PNC³ Regional Meeting will be held on Saturday, April 28th at the annual Plymouth Stamp Show (sponsored by the West Suburban Stamp Club.) The show location is changed from last year, at the Hellenic Cultural Center, 36375 Joy Road, Westland, Michigan. Past President Ron Maifeld will host the meeting, and the agenda includes a time for socializing as well as trading, buying, and selling PNC material. As usual, door prizes will be awarded.

The planned meeting time is 11 a.m., the same as it has been for the past several years. For more details on the meeting, Ron Maifeld can be reached via his contact choices on page 42. The Plymouth stamp show will be held Saturday April 28th from 10 a.m. to 5 p.m. and Sunday April 29th from 10 a.m. to 4 p.m. For more information, visit the website www.plymouthshow.com or contact Sandra Strzalkowski: myWSSC@msn.com; phone 313-533-7737.

(please see page 44)

Want to Sponsor a Regional Meeting?

Contact Tony Bruno for suggestions. He can put you in contact with others who have taken on the task. Several members have made it a regular habit of promoting meetings in their area.

Regional Meeting Chairman

Tony Bruno, PO Box 624, East Lyme, CT 06333-0624; email, tbbee@aol.com

(PNC³ meeting notices in this column are free. Please submit details to the Editor 3 months before the meeting.)

PNC³ Regional Meetings

(from page 43)

Southern California - May 5

Members John Himes and Jeff Haas are planning another great PNC³ regional club get-together at the Yorba Linda Public Library on May 5, 2012 from 1:00 to 3:30 p.m. This library is just about the most central location we could find in Southern California. The two meetings we held there last year were great, and everyone who attended had a wonderful time!

We hope to have discussions on and examples of any new coils that have been released since the last meeting. We also want to encourage members to bring their collections to share with others as well as any questions they might have about PNCs. All levels of collectors, from beginners to advanced, are welcome to attend. We ask that everyone bring trading material if you have duplicates that might fit well in someone else's collection. And, as usual, we will provide some nice door prizes for everyone who attends. (At the last two library meetings we gave away more than \$1000.00 in door prizes!) If you have any questions, e-mail or call John or Jeff:

John Himes, email: johnwhimes@yahoo.com, phone: 714-826-8552 (home); Jeff Haas, email: jhconsult@yahoo.com, phone: 949-219-3179 (work).

In case you're interested in making a day of it, The Richard Nixon Presidential Library is just a short walk from the Public Library. If you've never been, you might want to visit that remarkable facility in the morning before lunch and the club meeting.

The meeting will take place in the Community Room on the ground level of the library (the parking lot level; no need to go up the stairs to the library.) The address is 18181 Imperial Highway, Yorba Linda, CA 92886.

Directions to Yorba Linda Library:

From (57) Fwy: Exit Imperial Hwy (90) and head East 4.5 miles (past Eureka Avenue) and either turn left on Lemon Drive (library parking on right) or pass library and make U-turn at Olinda Street and library will be on right.

From (91) Fwy: Exit Imperial Hwy (90) and head North (turn right if coming from the East, or turn left onto Imperial if coming from the West) for 3 miles; library is on the right just past Olinda Street.

Editor's Message

With next month's issue, *Coil Line* will begin its 25th year of publication, culminating in May, 2013 upon the 25th anniversary of the journal. On this page in last month's issue, I pointed out that issues from 1988 through July 2006 do not yet exist in digital form, so text and image captions are available to researchers' text searching.

Further, even if a massive effort occurred to type in all of these issues' text for digital access, some information would still be "lost". In a few places scattered throughout, captions lack plate numbers or dates that are unreadable in the images.

You can help locate or remedy these missing-data cases: If you find an example in an older issue, let us know the page number. If you know the missing data, please inform us (Ideally, a better image could also be prepared.) Finally, any reader is welcome to suggest a useful story from an early issue that could use a "refreshed treatment" for today.



(See next page for closeup of 32¢ Aloha Shirt coil)

I just found my first example of a used 32¢ Aloha coil, on a postcard. What is unusual is that the entire card's background, front and back, is black ink. Seeing the stamp like this clearly shows it is a Sennett-made coil, while Avery-Dennison, another major stamp contract supplier to the USPS, seems to be providing fewer varieties of coils in 2011 and 2012.

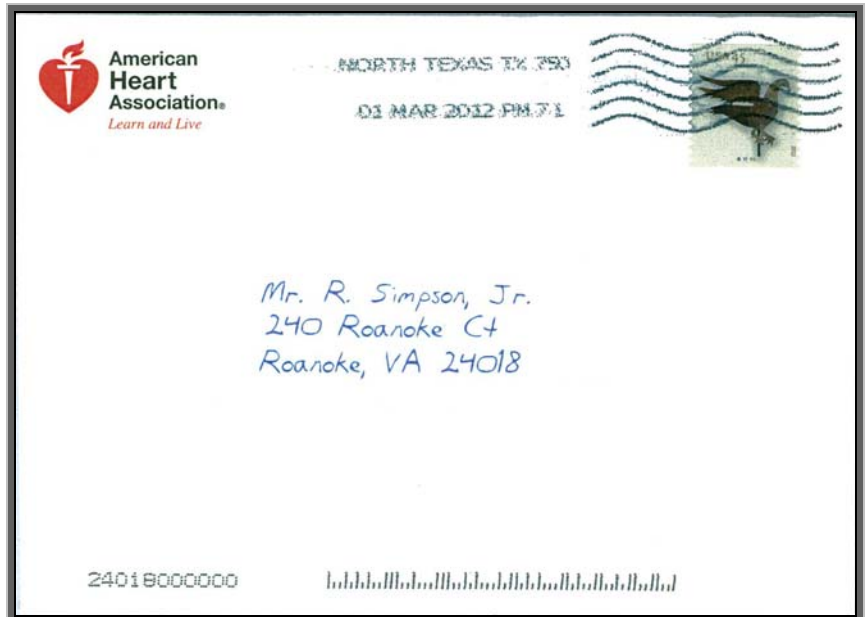
Avery's die cutting, you might recall, has the most robust serpentine shapes of "peaks" and "valleys". They look more rounded than the narrow "zig-zag" shapes of Ashton-Potter and the more triangular peaks and valleys of Sennett's coils.

Except for a break in the form of the 26¢ Panther supplied by Sennett, Avery had made all of the postcard rolls of 100 since the 23¢ Washington of 2002, including the 24¢, 27¢, 28¢, and 29¢ issues. Many of these issues, and some of Avery's letter-rate rolls of 100, gave us odd die-cut shapes from die cutting mis-alignment or row mis-slitting. Readers' Forum this month has one such new find. – Ron Blanks

Readers' Forum



Closeup of 32¢ Aloha Shirt coil mailed on a black-inked postcard mid-March, 2012



I had previously purchased nine rolls of the 32¢ Aloha stamps from various post offices in my area. Today I purchased another roll and there was an obvious difference. When I measured the size of the stamps, I found that all of my previous rolls measured 2.5 cm in height, but the roll I purchased today only measured 2.3 cm in height (the widths are the same). Have others found different height sizes?
– Tom Malek #588

PNC³ Catalog Offerings Updated for 2012

On one of the inside wrapper pages of this issue you will find the new 2012 order form for your club's latest available Catalog Publications. (The order form was also provided on the wrapper of the March issue.)

Please note that the Catalog Committee had decided around March 19 on how many copies of the "2011 New Issues" to print in color. This was based on the number of orders for it received by then. New orders for "2011 New Issues" might have to settle for a black-and-white version, as we can only manage one color printing. (The cost per copy is too high to make a second printing.) Everything else should be available whenever your order reaches Andy Jakes for fulfillment (see order form).

▲ On page 29 of the *March Coil Line*, you wondered about the first PNC of the 45¢ Weather Vanes stamps on a mailpiece.

The attached picture is of one that came to me yesterday postmarked March 1, 2012, in Texas. This is a long time from January 23 which you showed, but I thought I would send the photocopy along anyway for whatever it's worth. I am sure there will be others with earlier dates.

– Bob Simpson #762

Readers are invited to report early postmark dates for recently issued PNCs, especially any that predate the USPS "first day of issue." Rob Washburn has been compiling earliest documented use dates of PNCs for several decades, and his contact information is on page 49.

Among 44¢ Flags I've recently searched, I found what appears to be a new "dramatic die cut shift." It appears to me to be a "Peak/Valley to Higher P/V" case [where the left side shows a normal-looking serpentine pattern starting with "peak" at top, but the right side isn't aligned with it, as if the die cutting mat had an anomaly in it or in its application to the stamps.] Would this be one of a few types that might be theorized but not yet found? Or is it a "sibling" version to an existing type (PV to Lower PV, *(please see page 46)*)

... Readers' Forum

(from page 45)



A new type of Avery dramatic die-cut shift

or an unrecognized “thimble” because the vertical length of the row separator area is too short to tell), or something else?
 – Ron Blanks #2119




“Thimble Top” shape (from a top-row coil)

Frank Covey replies: *Indeed you have a new find, but it is not what you think. The image you sent [at left] shows a dramatic die cut shift of “Bell Top Right* to PV”. I include an image [cropped above] of a 44¢ Star Flag “Thimble Top” for comparison.*

*Note how the thimble top has a square upper-left corner while the image you sent has a rounded upper-left corner, a sure sign of the bell [*top right] on the stamp that would have been to the left of the stamp shown. Note also that the upper-right corner is square (like the thimble top image). I will add this to my chart of Avery dramatic die-cut shifts for the 44¢ issue [see February, March or April 2010 Coil Line articles about shifts for earlier chart].*

Thanks for the image. It took a keen eye to spot this on a used single. A shift like this is much easier to spot on a mint strip.



New Earliest Documented Use of 20¢ Flag PNC #12 on commercial cover, June 7, 1984
 (see more EDU updates in “Commercial Covers,” pages 48-49)

Catalog Corner

by Frank Covey


The 32¢ Aloha Shirts went on sale January 19, 2012 in Honolulu, Hawaii in rolls of 100. This issue replaces the 29¢ Herbs postcard rate stamp (PNC ID 2011-4). The new rate for postcards was increased from 29¢ to 32¢ on January 22, 2012.

The coils produced by Sennett Security Products come in stamp sticks ten rolls high. Tiny bridges like the one shown below connect the rolls until they are broken off. Bridges can be anywhere along the roll and permit collectors to save one row stacked on another (e.g., to create coil “blocks of four”).

There are five different shirt designs with “USPS” microprinted in a different location in each design. The S111111 plate number, repeating every 25 stamps, is found on the shirt with the sailboards. The microprinting on the sailboard shirt is shown below. Other shirts show surfers (pink), fossil fish and sea stars (white), bird of paradise flowers (blue), and volcanos (black, yellow and green).

The year 2012 is printed vertically as an exclamation mark at the end of the big ALOHA at the bottom right of each design.

**32¢ Aloha Shirts (SSP) (SA)
Plate S111111
PNC ID 2012-2**



Microprinting on the PNC ►



▲ Bridge on left edge

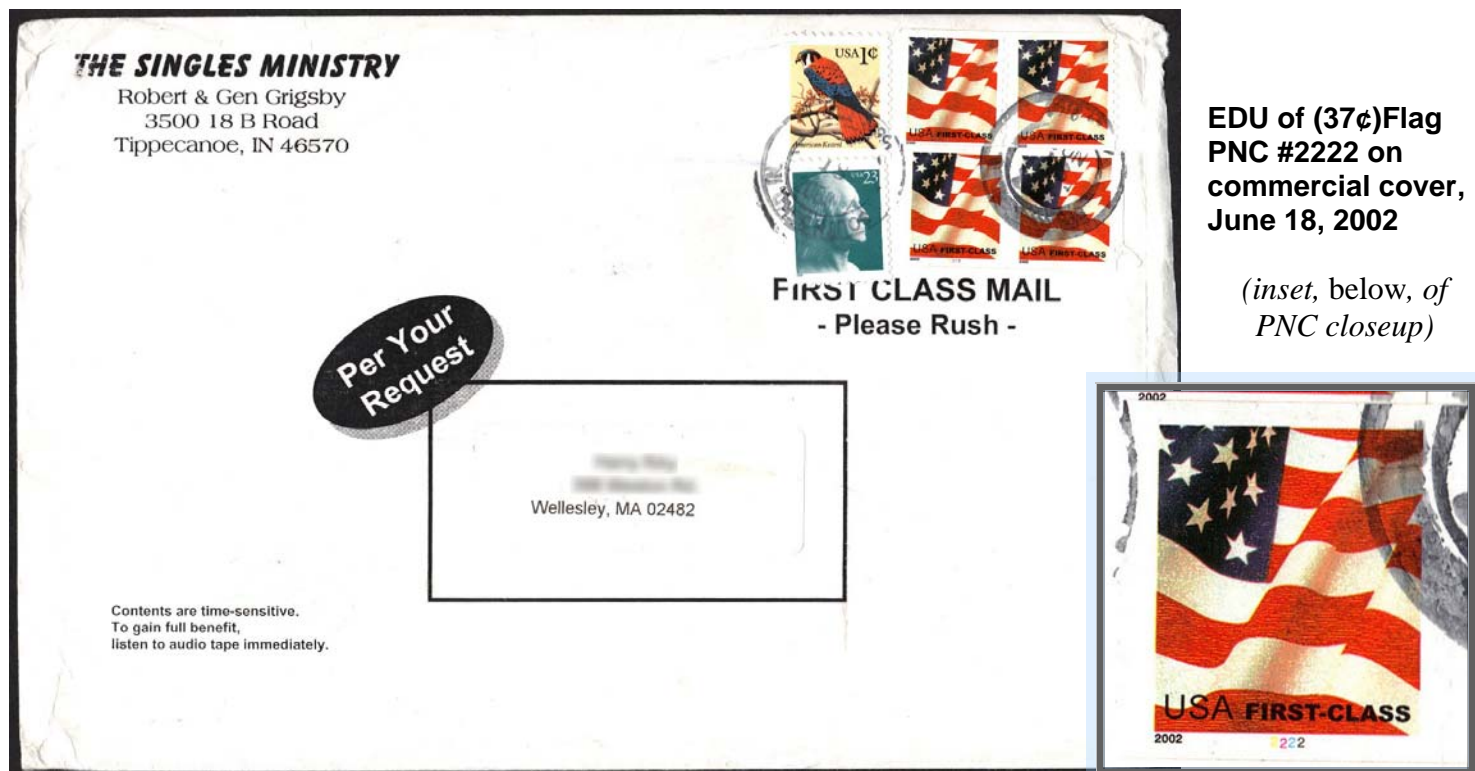


Installment # 123


EDUs OF 37¢ PNCs ON-COVER (part 1); 34¢ EDUs UPDATE

Here are the reported earliest documented use (EDU) dates on-cover (covers carried in the U.S. mailstream) of the 37¢ Flag PNC issues. (Surface Phosphor appearance: SP-S = smooth, SP-U = uneven.)

(37¢) Flag SA #1111.....	6/24/02	37¢ Flag SA #6666A.....	7/12/05
(37¢) Flag SA #2222.....	6/18/02	37¢ Flag SA (round corners, 2002) #B1111..	7/6/02
37¢ Flag WA #S1111.....	6/26/02	37¢ Flag SA #B1111 (2003).....	5/13/03
37¢ Flag SA #1111.....	8/15/02	37¢ Flag SA #S1111.....	11/7/03
37¢ Flag SA #2222.....	7/12/02	37¢ Flag SA #S2222.....	2/17/04
37¢ Flag SA #3333.....	11/1/02	37¢ Flag SA #S3333 (P/V) SP-S.....	12/29/03
37¢ Flag SA #4444.....	1/2/03	37¢ Flag SA #S3333 (V/P) SP-S.....	?
37¢ Flag SA #5555.....	3/7/03	37¢ Flag SA #S3333 (P/V) SP-U.....	4/17/04
37¢ Flag SA #6666.....	4/23/03	37¢ Flag SA #S3333 (V/P) SP-U.....	6/1/04
37¢ Flag SA #7777.....	6/20/03	37¢ Flag SA #S4444 (P/V) SP-S.....	12/16/04
37¢ Flag SA #8888.....	9/15/03	37¢ Flag SA #S4444 (V/P) SP-S.....	?
37¢ Flag SA #9999.....	10/24/03	37¢ Flag SA #S4444 (P/V) SP-U.....	12/17/04
37¢ Flag SA #1111A.....	12/31/03	37¢ Flag SA #S4444 (V/P) SP-U.....	4/15/05
37¢ Flag SA #2222A.....	8/25/04	37¢ Flag SA (2004) #S1111 SP-S.....	1/12/06
37¢ Flag SA #3333A.....	1/10/05	37¢ Flag SA (2004) #S1111 SP-U.....	3/3/04
37¢ Flag SA #4444A.....	4/15/05	37¢ Flag SA #P1111.....	7/25/05
37¢ Flag SA #5555A.....	5/9/05	? = no cover report known.	(please see next page)



... Commercial Covers by Rob Washburn




(from previous page)

EDU of 37¢ Flag PNC #6666A on commercial cover, July 12, 2005

I have a few new EDU on-cover dates updating my Installment #122 (April, 2011 issue) covering 34¢ PNCs' EDUs: (34¢) Liberty SA #1111 (1/2/01, *shown below*), (34¢) Flower SA #B1111 (1/3/01), 34¢ Liberty SA #7777 (11/2/01), and 34¢ United We Stand #3333 (1/6/02). Also, a new EDU cover has been found on the 20¢ Flag #12 (6/7/84, *shown on page 46*). I believe a lot of the above 37¢ Flag listings can be beat. Please send me a clear photocopy of any earlier reports. I want to thank Robert Thompson for his reports.

This article is the second in a series on EDUs on the earlier first-class rate PNC covers of this century: 34¢, 37¢, 39¢, 41¢, and 42¢. (Next time, I will give you the reported EDU dates of the non-flag 37¢ PNC issues.) Please report your earliest usages of these issues on-cover to: Rob Washburn, P.O. Box 840, Skowhegan, ME 04976. Email: stamps@beeline-online.net, phone: (207) 474-8021.



EDU of (34¢) Liberty PNC #1111 on commercial cover, Jan. 2, 2001

Quill Back Number Change

Late in the 44¢ rate period, a former member found a single roll of 10K of the 44¢ Quill and Inkwell with a new back number color that was in a large postage lot acquired by a dealer from an unnamed source. The new back number color is black, while that on the earlier printing was pink.

Eagle Back Numbers Proliferate

There have now been a total of five back number positions reported for the (25¢) Spectrum Eagle, including the # on # position (back number printed on back of PNC stamp.) The only 2L to 2R position not reported is 2R, and the other one is the 3L (as counted from the front.) ["1L" is one stamp left of the PNC, etc.]

Since the back numbers occur every 10 stamps and the plate numbers every 20 stamps, the only way the position can change is if there is an interruption in production or a splice between printing and back numbering.

Missing? Colors

Mixture sorting member Bob Murrin has been busy finding coils that are missing some or possibly all of one of their colors. This month I will write about two of them, but the third (Sennett Liberty/Flag issue) will have to wait for another month as I am still waiting for some other possibly related stamps from another source to arrive for examination.

The first one is the 44¢ Quill and Inkwell with possibly missing yellow ink that was previously discussed on page 7 of the January 2012 issue.

While it is not clear why, two different shades of yellow were used in printing this stamp. One is a lighter yellow (first digit in the plate #) and one is a darker yellow (fourth digit).

To save readers the trouble of digging up the January issue, I will quote from what Ron Blanks wrote: "At first glance, two unnumbered coils of which he sent images seem to be missing the "yellow" ink (used to print the fourth "1" of the known plate number, S11111). However, close-ups of the shadow area show traces of that yellow at inkwell's edge and scattered to its right."

Yellow was used to shade the "44" and the red stripes, and to print the tabletop. While we both agree yellow appears to be completely missing from the "44", we part company after this.

I suspect that the yellow used to shade the "44" is that of the first digit rather than the fourth, although it is very hard to say for sure since the printing there is not solid yellow, but rather is made up of sparse dots.

[Comparison closeup images of a "white 44" and a "normal 44" are shown on the back page printed in color; however, note that the printed color fidelity is possibly unattainable and might not show the actual faint-yellow shade.]

Because of a slight color misregistration, yellow can be seen at the right edge of the red stripes (and the stripes are red instead of the magenta they would be if yellow was missing there). If this yellow in the red stripes is different than the yellow in the "44", then its presence does not preclude the stamp from being a missing color error stamp.

Where things get dicey is on the tabletop. On a normal stamp the table is solid, while on the stamp in question the surface has a large number of tiny white voids (unprinted spots, causing a "Swiss cheese" look, also shown on back page.)

Are the unprinted spots locations where the other yellow ink was supposed to be (the combination of the two yellows giving the shade of yellow the designer wanted)? In this case the stamp in question would still be a color missing error if it is completely missing.

(please see page 52)

Classified Ads

PNC used singles, used strips, MNH PS5s. Great prices! Guaranteed quality! No hassles! Visit <http://www.angelfire.com/ca5/HimesPNCs> or send LSASE for lists to John Himes, PO Box 453, Cypress, CA 90630-0453. Please specify what you collect. Or e-mail johnwhimes@yahoo.com. Member 957L

Pre First Day Covers – Need examples of PNCs on cover before the First Day of Issue, for an exhibit. Please contact Robert Thompson 713-419-1926 or rthompson@pncvarieties.com. Member 1415L

CLASSIFIED AD rates are 6¢ per word, with a minimum cost of \$3.00 per insertion.

PNC³ members are entitled to two free 50-word ads per year. (There is a 10¢ charge for each word over 50 with free ads.) Contact the editor to place an ad (see page 42.)

Address Changing?

Change of Address forms and membership applications are available from Harvey Wales, Secretary, 13 Birmingham Place, Vernon Hills, IL 60061. Email: Secretary@pnc3.org. **Membership form is also on our website at:** www.pnc3.org.

Coil Topics Index this issue...

32¢ Aloha Shirt on postcard.....	44
32¢ Aloha Shirts height difference.....	45
45¢ Weather Vane PNC on-cover.....	45
20¢ Flag PNC #12, new EDU.....	46
44¢ Flag, new Avery dramatic die cut shift	46
32¢ Aloha Shirts Catalog Corner.....	47
37¢ Flags, commercial cover EDUs.....	48
34¢ issues, commercial cover EDUs update.....	49
44¢ Quill & Inkwell, new backnumber color.....	50
(25¢) Spectrum Eagle, backnumber positions.....	50
44¢ Quill & Inkwell, missing yellow.....	50
17¢ Bighorn Sheep, missing microprinting.....	52

The "Current Plate Numbers, Roll Sizes..." chart is planned for next issue with (45¢) Four Flags data.

Display Advertising Rates

PNC³ Coil Line

• Full Page	\$ 100.00
• Half Page	\$ 80.00
• Third Page	\$ 65.00
• Quarter Page	\$ 45.00
• Sixth Page	\$ 35.00
• Eighth Page	\$ 20.00
• Back Cover	Add \$ 50.00
• Inside Cover	Add \$ 25.00
• Color Ad (for full page)	Add \$ 100.00
• Color Ad - Electronic Version	Add \$ 25.00

(Discounts available for multiple insertions.)

Membership

New Applicant

Bill Hixon (2200)
22 Fairchild Ave
Saugus, MA 01906
lhsmile@aol.com

Names of applicants are published for review. A member who questions the suitability of a prospective member should contact the Membership Committee c/o Robert Thompson with the objection (see page 42 for contact choices.) Applicants are accepted as members one month after publication if no objection is made.

Reinstated

Robert Rabinowitz (265)

D. John Shultz (521)

Gregory Johnson (1374)

Tim Lindemuth (1760)


Cameron Walker (1831)

James Wadman (1885)

Stan Harris (2019)

(please see inside back Wrapper)


(from page 50)



“Missing yellow” and “normal” closeups of “44” from 44¢ Quill & Inkwell coils

Or, is the tabletop printed only in the same yellow as the “44”, but weaker than normal on the tabletop? In that case it would be a freak (yellow missing in the “44” but still partially present in tabletop; see tabletop closeup, *below*.)

This one needs examination at higher magnification by the experts.



“Swiss cheese” effect seen in closeup of lower-right area of 44¢ Quill and Inkwell example with “missing yellow” 44

The next coil from Bob Murrin was not submitted as a missing color error, but rather as a possible constant plate variety (CPV) on the 17¢ Bighorn Sheep.


The color involved is the darkest of the three bluish colors (the next-to-last digit in the plate number). The microprinted “USPS” is completely missing from the sheep’s horn and about half of the sawtooth-shaped region to its right is also unprinted (*left-side image, at right*.)

What might give a clue as to whether it is a CPV or whether it might be due to some foreign matter that got on the plate or transfer blanket is the strong diagonal line at the right edge of the unprinted area, suggesting ink buildup along the edge of something.

Another clue is a small flaw below the main flaw (about halfway down near the inner curve of the horn) that does not appear to be present in the scan sent for the second example. This suggests that the flaw is transient, and not a CPV.

Bob found two examples on-piece and in both cases there was a numbered stamp to the left of the stamp in question (one has ZIP code 17053). Since most people apply stamps moving from the right corner going left, this suggests the stamp with the printing flaw was the stamp to the left of the numbered stamp in a plate strip.

If stamp printers were still giving each offset plate its own higher plate number digit when replacing a worn plate, then there would have been a good chance some of us would have strips with it in our collections if it is a CPV (unless the flaw developed very late in the plate’s life). But since they now number all plates with a “1”, it is possible this came from a different plate that was producing stamps long after most of us bought our strips from the initial supply.



“Missing USPS” and “normal” closeups, left horn area, of 17¢ Bighorn Sheep coils

(from page 51, Membership update)

**Dropped – Unable
to Locate**

Anthony Maves (168-L)

Bobby Reece (219-L)

Harold Gill (226-L)

Evelyn Perkins (305-L)

Gary Lovinger (314-L)

Richard Collier (344-L)

James Morren (358-L)

Stephen Dubina (378-L)

Bruce Menia (455-L)

Robert E. Collum (772-L)

Michael Keller (854-L)

Thomas A Bauch (965-L)

Michael D Hamm (1146-L)

CR Bryan (1193-L)

John Novak (1427-L)

Arthur K. Graham (1603-L)

Carl Moore Jr. (1856-L)

If any reader can help the Secretary locate any former member listed above, please contact him: Harvey Wales, Secretary, 13 Birmingham Place, Vernon Hills, IL 60061. Email: Secretary@pnc3.org.

New Members	1
Reinstated	7
<u>Dropped – Unable to Locate</u>	(17)
Membership Count	about 518