

If you have not sent in your renewal....

This is your LAST ISSUE of Coil Line.

All members – including LIFE MEMBERS –

please send in the updated member information form
printed on the wrapper of the December *Coil Line*.

Please do so now...while it is on your mind.

(for Spring 2012 auction planned in March)

Attach lot here

Auction #46 -- Plate Number Coil Collectors Club Consignment Sheet

(Photocopy this page. A separate sheet is required for each lot.)



> **January 20, 2012 is Auction Consignment Deadline** <



Please Note: Auction Lot fee is 10% of hammer price (minimum 50¢ per lot), and a 50¢ lotting fee for each UNSOLD lot (all fees deducted from the sale proceeds).

- 1) Keep this entire page intact and attach only one lot in its own glassine with tape on the top half (*do not use staples*). I understand that this might not be possible for longer strips.
- 2) LIMIT YOUR CONSIGNMENT TO 25 LOTS, please.
- 3) As I find that there is no totally acceptable definition of a commercial cover, all covers will be listed as either "First Day Covers" or "Other Covers". There will be no exceptions.
- 4) If you do not state a minimum bid, your lot(s) will go to the highest bidder regardless of the price(s) realized.
- 5) Bidding increments are: \$0.01 to \$4.75 -- 25¢, \$5.00 to \$9.50 -- 50¢, \$10.00 to \$49.75 -- \$1.00, \$50.00 to \$97.50 -- \$2.50, \$100.00 to \$495.00 -- \$5.00, \$500.00+ -- \$10.00

OWNER IDENTIFICATION Preferred E-mail address: _____

Name _____ PNC³ Number _____

Address _____

City _____ State _____ Zip Code _____

Phone: Day _____ Evening _____

Scott # _____ Minimum Bid (see rules above) \$ _____

Description of material: _____

It is assumed that all mint material is never hinged, with undisturbed gum, sound perfs, etc. If otherwise, please note under "Faults" below. Used materials are assumed to be unhinged with sound perfs, etc. If otherwise, please note under "Faults".

(For COTTRELL press issues, please grade **both** design centering and line centering.)

Centering – Overall for non-Cottrell issues or Cottrell designs (see grading notes) (Circle one)

Ave F F/VF VF XF S

Centering (line) Cottrell issues only (Circle one)

Ave F F/VF VF XF S

Faults (describe below)

If my lot does not sell...

Please return it to me

Please hold it for the next auction

SEND TO: PNC³ Auctions, c/o Joe Sedivy, P. O. Box 410602, Chicago, IL 60641

EMAIL: PNC3auctions@aol.com



www.pnc3.org

Coil Line

Journal of the PNC³
Plate Number Coil Collectors Club
 American Philatelic Society Affiliate # 185

Vol. 25, No. 1

January 2012

Whole No. 283



(Forever)
 Liberty Head
 & Flag
 coil fakes...
 page 5




▲ "G glossy"... page 9



44¢ Quill
 yellow-ink
 hijinks...
 ◀ page 7

Ashton Potter
 Tie Types...
 page 6 ▶



(lower-right corner
 closeup
 of above coil at left)

Also

SESCAL meeting report... page 8
 28¢ Polar Bear dramatic shifts on PNCs... page 8
 Q&A: purple cancels... page 9



First Look: Some new coils expected soon (from USPS publicity images)

Coil Line

Journal of the Plate Number Coil Collectors Club

Published by: **PNC³**
ISSN: 1931-5112

Editor: Ronald Blanks
coillineeditor@yahoo.com

Print Edition Mailings: Brian and Cory Snippen
snippenb@comcast.net

Electronic Edition Emails: Frank Covey
ecoilline@macomb.com

Advertising Rates (one-time)

Full Page	\$ 100.00	Eighth Page	\$ 20.00
Half Page	\$ 80.00	Business Card	\$ 20.00
Third Page	\$ 65.00	Back Cover	Add \$ 50.00
Quarter Page	\$ 45.00	Inside Cover	Add \$ 25.00
Sixth Page	\$ 35.00	Color, full page	Add \$ 100.00

(For Color Ads, Electronic Version only, Add \$25.00)

A check or money order, made out to **PNC³**, must accompany camera ready ad. Advertising copy must be submitted by the 1st of the previous month prior to the publication date. Please send all copy to Ronald Blanks, Coil Line Editor, PO Box 9282, Chesapeake, VA 23321.

The Classified Ad rate is six cents a word per issue, with a minimum of \$3.00 per individual ad. (Two 50-word ads per year per member are available at no charge. There is a 10¢ a word charge for words over 50.)

All material, including articles submitted, will be edited and formatted for inclusion in **Coil Line**, and must be received by the 1st of the month prior to publication.

Coil Line reserves the right to edit copy as necessary.

Coil Line is published monthly and as a member benefit is sent electronically with annual dues of \$16.00. Printed version of **Coil Line** is also available. To U.S. addresses, to receive printed version add \$14.00 for Bulk Mailing; add \$22.00 for First Class Mailing. To Non-USA addresses, add \$27.00 for mailing. Past issues of **Coil Line** available at \$2.50 per copy. Quantities are limited.

All material is copyright 2011. All rights reserved. Material in this publication may be copied or reproduced with acknowledgment to **Coil Line**. Opinions expressed by the authors and writers are their own, and do not necessarily reflect those of the editor, publisher, or membership of the Plate Number Coil Collectors Club.

All content matters, letters to the Editor, and advertising questions should be sent to **Coil Line**, c/o Ronald Blanks, PO Box 9282, Chesapeake, VA 23321. Phone 757-478-8719; email: coillineeditor@yahoo.com.

For mail delivery problems, contact the mailer below.

Postal mailings prepared by: Brian Snippen, PO Box 5542, Albuquerque, New Mexico 87185-5542. Email: bsnippen@comcast.net. Phone: 503-810-7825. Mailed from Zip Code 87185 on or near December 28, 2011.

PNC³ Contacts



Scott #1903a PS5 Plate Number 3

PNC³ Website www.pnc3.org
Ron Maifeld, **Webmaster**
email: ron.maifeld@pnc3.org

(For *Coil Line*-related matters, please consult column at left for appropriate contact.)

Elected Officers

Gene Trinks, **President**, 16415 W. Desert Wren Ct, Surprise, AZ 85374 email: President@pnc3.org 623-322-4619

Andrew Jakes, **Vice President**, 5203 Hayden Woods Ln, Hilliard, OH 43026 email: VicePresident@pnc3.org 614-850-0308

Harvey Wales, **Secretary**, 13 Birmingham Pl, Vernon Hills, IL 60061-2103 email: Secretary@pnc3.org 847-367-2629

Michael Mules, **Treasurer**, PO Box 270252, Milwaukee, WI 53227-7206 email: Treasurer@pnc3.org 414-234-9867

Ron Maifeld, **Past President**, PO Box 54622, Cincinnati, OH 45254-0622 email: ron.maifeld@pnc3.org 513-231-4208

Robert Thompson, **At Large**, 12431 Golden Thistle, Houston, TX 77058 email: rthompson@pncvarieties.com 713-419-1926

Todd R. Uebele, Sr., **At Large**, 1667 Wolf Rd, Iron Station, NC 28080 email: TRU120542@aol.com 704-735-5484

PNC³ Catalog Committee: Frank Covey, Andy Jakes, Ron Maifeld, Gene Trinks, Peter Tukker
PNC³ auctioneer: Joe Sedivy

Coil Line Production

editor: Ronald Blanks

electronic version producer: Ron Maifeld

senior consultant: Gene Trinks

technical consultant: Alan Thomson

writers:

Frank Covey, Doug Iams, Gene Trinks, Rob Washburn

contributing writers:

Rudy de Mordaigle, Daniel Forgues, John Himes, Michael Mules, Mark Schultz, Robert E. Thompson

proofreaders: Ron Archer, John Himes

graphics: Ronald Blanks, Ron Maifeld

printing: State Wide Printing - Albuquerque NM

printed mailings: Brian and Cory Snippen

electronic mailings: Frank Covey

subscriptions: Harvey Wales

President's Message

from the PNC³ president ...

I hope your holidays were meaningful and fun. I also hope that this New Year will bring happiness, health, and prosperity to all.

As we begin this year, you might notice that the e-mail addresses for our officers and board members have been changed in the Contacts listing within *Coil Line*. I should explain that this change does not mean that the individuals have changed anything. It only means that we have put a forwarding link on the PNC³ website so that the addresses that now appear will forward to the correct address of the desired party.

The purpose of this change is to make it easy for people to contact the correct individual in the club. When we change officers or other officials in the future, it will not be necessary to change the e-mail address to reach the current officer.

As an example of how this works, the e-mail address "president@pnc3.org" will forward to my e-mail account "gctrinks@cox.net" so I will receive the message there. When we have a new president in the future, an e-mail message directed to "president@pnc3.org" will forward to that person's preferred e-mail address. The same will apply to other officers and board members, as well as other selected positions in the club.

We printed a reminder on the outer wrapper of this issue that you are looking at your last issue of *Coil Line* if you have not paid your 2012 dues. There will be no reminders in the mail, so go to your December issue and get the renewal form and send it in now, before you forget. If you can't find the form, contact our treasurer, Michael Mules, at Treasurer@pnc3.org or PO Box 270252, Milwaukee, WI 53227.

This year will be important as an election year for the officers and executive board of your club. If you have a desire to serve in an elected position, or know of someone who does, please let Ron Maifeld know as soon as possible. (As Past President, Ron Maifeld's contact information is given in the Contacts listing on page 2.) Candidate biographies are scheduled to appear in the May issue. – *Gene Trinks*

Welcome!

If you are a new reader, PNC³ is in our 24th year. We are a community of stamp collectors specializing in the plate numbered coil issues of the USA. The first PNCs were issued in 1981, and in 1988 a network of PNC specialists established our club. *Coil Line* was launched in May, 1988 and serves (along with other club literature) to inform collectors on the many aspects of PNCs. Studies include scarce numbers, varieties, printing methods, market values, PNCs' myriad mail uses, and more. Thank you for visiting, and we hope you join us!

PNC³ Regional Meetings

SANDICAL, San Diego January 21

A Regional Meeting of the Plate Number Coil Collectors Club will be held *across the street from* the SANDICAL 2012 show on Saturday, January 21, 2012. The meeting time is set for 1 to 3 p.m. at the Hampton Inn, 5434 Kearney Mesa Rd in San Diego.

SANDICAL will be held January 20-22 at the Al Bahr Shrine Center, 5440 Kearney Mesa Rd, San Diego, CA 92111. Show hours are 10 a.m. to 6 p.m. Friday and Saturday, and 10 a.m. to 4 p.m. Sunday.

The special-rate show hotel is Hampton Inn (858-292-1482) for \$95 per night. (Use Codeword "SANDICAL"; reservation deadline is January 3rd.)

Further information is available from Frank Covey, who is hosting the meeting. Contact Frank at ecoilline@macomb.com.

APS AmeriStamp & Southeastern Stamp Expo, Atlanta January 28

Past President Ron Maifeld is hosting a PNC³ meeting at the APS 3-day AmeriStamp & Southeastern Stamp Expo in Atlanta, GA (Friday – Sunday, January 27-29). The expo is at the Cobb County Galleria Centre, Two Galleria Pkwy, Atlanta GA. Hours are 10 a.m. to 6 p.m. Friday and Saturday, and 10 a.m. to 4 p.m. Sunday.

The PNC³ meeting is planned for Saturday, January 28, 2012 at 3 p.m. in Room 112 (two hours reserved). The club will also have a society booth on the expo floor to welcome members and give club information to those interested. (*please see next page*)

(from page 3, PNC³ Regional Meetings)

If you would like to volunteer some time at the booth, or need more information, contact Ron Maifeld at ron.maifeld@pnc3.org, or (513) 231-4208.

Sarasota, Florida **February 4**

Welcome to sunny Florida! A PNC³ Regional Meeting is scheduled for 10 a.m. Saturday, February 4, 2012 during the Sarasota National Stamp Exhibition, February 3-5, 2012. The PNC³ meeting place is in the North Balcony of the Sarasota Municipal Auditorium (which is the show location).

The auditorium address is 801 N Tamiami Trail, Sarasota, FL. The exhibition hours are Friday 10 a.m. to 6 p.m., Saturday 10 a.m. to 5:30 p.m., and Sunday 10 a.m. to 3 p.m. For further details on the PNC³ meeting, contact Al Light at al.light@verizon.net. For more information about the exhibition, contact this year's show chairman, Jack Seaman, at jakcman@verizon.net.

ARIPEX – Mesa, Arizona **February 25**

President Gene Trinks has arranged to host a PNC³ Regional Meeting at the forthcoming ARIPEX show on Saturday, February 25, 2012 from 1 to 3 p.m. The exhibition is held at the Mesa Convention Center, 263 North Center St., Mesa, AZ. The club will have a table during the entire show, Friday February 24 through Sunday February 26. (Show hours are 10 a.m. to 6 p.m. Friday and Saturday; 10 a.m. to 3 p.m. Sunday.) Members and guests are invited.

Want to Sponsor a Regional Meeting?

Contact Tony Bruno for suggestions. He can put you in contact with others who have taken on the task. Several members have made it a regular habit of promoting meetings in their area.

Regional Meeting Chairman

Tony Bruno, PO Box 624, East Lyme,
CT 06333-0624; email, tbee@aol.com

(PNC³ meeting announcements in this column are free. Please submit details to the Editor three months prior to the meeting date. Thank you.)

Editor's Message

It is with mixed feelings that I worked on this issue of *Coil Line*. On the one hand, I felt regret realizing that some PNC³ members who received their December copies with the 2012 renewal form would not renew, on account of higher dues. On the other hand, developments in our stamp hobby specialty continue at an encouraging pace, if this issue is any reflection. This encouraged me near the start of a new year, in light of the pronouncements about a half-decade ago that interest in PNCs would approach "doom and gloom" levels because of the 2006 printing policy change that restricted the number of "new numbers" possible for a coil issue.

While there is no doubt some collectors did lose interest, the economic downturn that began in earnest in 2008 probably played a bigger role. Within the domain of maintaining a hobby for its mental exercise, recreational enjoyment, and/or education, collectors on the whole tend to be a flexible group. We might tire of one interest and pick up another, or often keep interest in several areas simultaneously. For instance, one helpful model is to concentrate in one or two specialties, and maintain on the "lighter" side another collection or two just for the fun of it (for those needed breaks from the serious endeavors).

Along the same vein, ample choices exist within PNC collecting. In addition to the traditional "mint and used" collecting, the postal history aspects are basically unbounded, reflecting the culture of personal and commercial mail communications since the first PNC rolls were used over 30 years ago. I feel we can research, study, and describe more about this postal history going forward, in complement to the self-adhesive die-cut coils era with all of its studies of the myriad attributes of the stamps themselves. We should note that the latter has driven more than one reader to distraction. But thankfully, we are not all "cut from the same cloth," yet hopefully appreciate diversity.

Speaking of which, in this issue Richard Cole presents his findings of a multi-year research into some attributes of one printer's coil stamps. Ironically, the other coil topics also cover stamps themselves, with barely a postal history connection. (The "Question & Answer" feature does discuss cancellations.) Happy New Year, All! – *Ron Blanks*

Readers' Forum

The articles by Rudy de Mordaigle in the December 2011 *Coil Line* about the (10¢) Auto Bulk Rate issue and the (5¢) Wetlands Nonprofit Org issue were interesting. Can a width for each identified year date be provided so PNC collectors could make a measurement to help identify the three different sizes and corresponding Scott catalog numbers?
 – Andy Jakes #1523


Rudy's reply: You can measure on Auto dates with some confidence. Use a scale with fine lines. I used a Multigauge, and the lines are almost too thick, but usable. In size order, 1.9mm, 2.0mm and 2.1 mm. I really suggest using a plate number S222 and cutting it to use as a gauge.

Wetlands differences are more subtle, which is why it was missed. Unless you have a tool graduated in hundredths of a mm, you can't be confident of your measurement. I had to estimate 1.3, 1.5 and 1.55 mm, but strongly recommend making a gauge out of a plate numbered example of 3333 or 4444, as those both are the middle of the three date sizes.

There is a very small difference between plate 3333/4444 dates and plate 5555/6666 dates, too small to be measurable with anything but a specialized tool.

On 2¢ Woodpecker plate # 22222 strips, I found a "Broken A" in "USA" on the stamp at second left (2L) to the numbered coil (below). As I have four strips like this, it appears to be a constant plate variety. Has anyone else found an example?

Also on a 2¢ Woodpecker, this one plate # 11111, I found a faint red seam line just right of the perforations on the right side of the PNC. The PNC Values 2011 edition lists a 2¢ Woodpecker #22222 with seam line, but not 11111. I have two strips like this. Is there another one out there? [Seam line is too faint to show.] – Tom Babb #1588



Fake coils (top)

Microprinting (above)

Avery-made coil pair (left)

I am happy to report the first new Forever coil fakes found. The images above show a fake set of three at top and a genuine pair at bottom. I noticed these first as the set is on extra-shiny paper, as most of the latest 44¢ fakes have been (reported and shown in November 2011 issue). These fakes appear a very bright bluish white under longwave UV. Under shortwave UV the fakes appear whitish (unlike all the other earlier fakes I found which seem to be on "dead" paper). Other differences are the blurry image of the statue, absence of ties on the die cuts, the color of the flag stripes, the "Forever" is a lighter blue, and the year date is further from the design. – Bob Murrin #1369

[Readers viewing this on a screen will easily tell which microprinting closeups belong to the genuine coils, based on the better colors. On this less distinct printed page, the larger microprinting is genuine.]



Ashton Potter's Die-Cut Tie Types & Sequences

by Richard Cole

Ashton Potter began production of coil definitives with its 2004 version of the 37¢ Egret stamp that was first produced by Avery Dennison in 2003. Prior to this, Ashton Potter had produced only panes of 20 and booklets. Their coil stamps have appeared with 14 die-cut tie configurations thus far. Ties are the small uncut sections bridging the die cuts between adjacent stamps. They occur at peaks and/or valleys for any particular stamp, with the position varying as shown in the illustration and table below.


Identification of tie types is easiest on mint strips. Mint and used singles are somewhat more of a challenge, as the ties are small and sometimes hard to see even under 10X magnification.

For the purpose of this study, the following definitions will be helpful:

Tie type: the tie location pattern found on a single stamp.

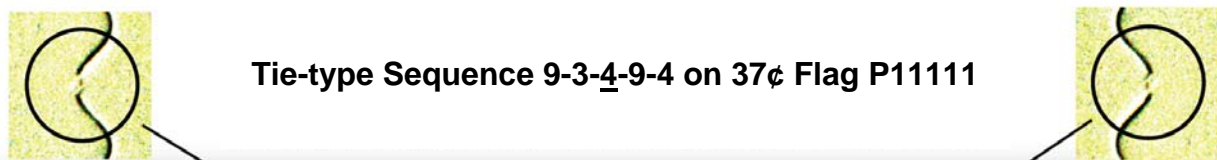
Tie-type sequence: the series of tie types found on a plate number strip of five stamps.

This system of identification does not depend on whether there is more than one tie-type sequence on any given die-cutting mat or on that mat's orientation. Any one row of stamps on the web will always have the same sequence of tie types for any given die-cutting mat. There could be several sequences on a single mat.



Tie locations are given left side first, viewing stamp from the front. Example: P4V4 has a tie at peak 4 on the left side and at valley 4 on the right side.

Type 1 - ties on all peaks and all valleys			
Type 2	P3P6	Type 7	V6V3
Type 3	P4V4	Type 8	V6P6
Type 4	P4P7	Type 9	V7V4
Type 5	P5V5	Type 10	V7P7
Type 6	P5P8	Type 11	V8V5
Type 12	P6P9	Type 13	V9V6
		Type 14	V9P9



Tie-type Sequence 9-3-4-9-4 on 37¢ Flag P11111

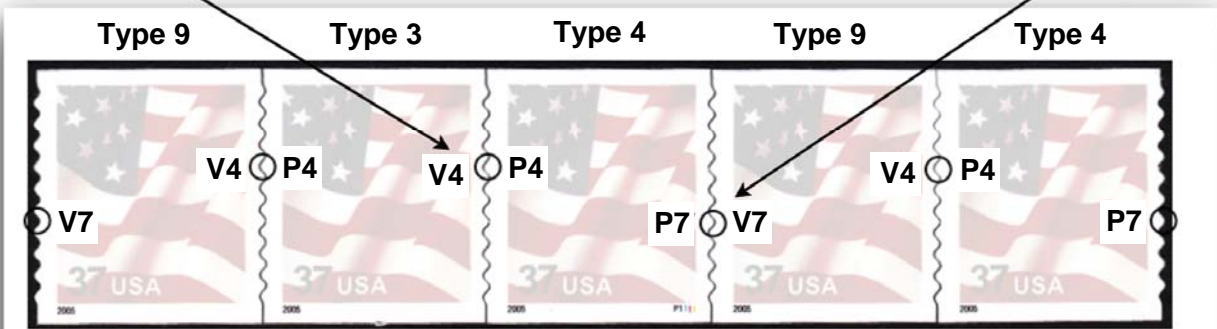


Chart on next page gives tie types and sequences for all Ashton Potter coil issues.

Partially Inked 44¢ Quill & Inkwell



Bob Murrin has been finding examples of the 44¢ Quill & Inkwell that are sure to re-ignite “error versus freak” confusion about Errors, Freaks, and Oddities (EFOs). At first glance, two unnumbered coils of which he sent images (he since found a third) seem to be missing the “yellow” ink (used to print the fourth “1” of the known plate number, S11111). However, closeups of the shadow area show traces of that yellow at inkwell’s edge and scattered to its right. (Note the white “44” of the freak version, one shown here at far left. Front page images include a normal one.)

(from page 6)

Ashton Potter Tie Types & Sequences

Scott #	Coil Issue	Plate #	Known Tie Types	Known Sequences (plate # bold)
3829A	37¢ Egret	P11111	1	1-1- <u>1</u> -1-1
		P22222	4, 9	(no report)
		P33333	4, 9, 10	4-9- <u>4</u> -10-9
		P44444	3, 4, 9	9-3- <u>4</u> -9-4
		P55555	4, 9, 10	4-10- <u>9</u> -4-9
3633B	37¢ Flag (2005 date)	P11111	3, 4, 9, 10	4-10- <u>9</u> -4-9 9-3- <u>4</u> -9-4
3970	(39¢) Liberty & Flag	P11111	3, 4, 9	4-9- <u>3</u> -4-9
		P22222	4, 9, 10	9-4- <u>10</u> -9-4
3981	39¢ Liberty & Flag	P11111	3, 4, 9, 10	3-4- <u>9</u> -4-9
4132	(41¢) Flag on Pole	P11111	3, 4, 9	9-4- <u>9</u> -4-9
4166-75	41¢ Flowers (plate # on Coneflower 4170)	P11111	4, 9	(no report)
		P22222	4, 9	(no report)
4186	41¢ Flag on Pole	P11111	2, 6, 7, 11	6-11- <u>6</u> -11-6
4232-35	42¢ 24/7 Flags (plate # on Dawn 4234)	P11111	4, 9	9-4- <u>9</u> -4-9
4393	44¢ Flag	P11111	2, 5, 6, 7, 8,11,12,13,14	11-6- <u>11</u> -6-11
4487	(Forever) Flag	P111111	4, 9	9-4- <u>9</u> -4-9
4512	20¢ Washington	P11111	2, 7, 9	2-7- <u>2</u> -7-2
		P22222	2, 7	7-2- <u>7</u> -2-7

Most of the information in this table was derived from used singles. Readers are invited to add to the sequences given here. Special thanks to Rudy de Mordaigle and Alan Thomson for their contributions. Contact: Richard Cole, 439 1st Avenue SE, Glenwood, MN 56335.

Report from SESCOAL

by John Himes

Thirteen PNC³ club members met during the SESCOAL stamp show at the LAX Hilton on Saturday, October 15. President Gene Trinks was able to attend the meeting which was hosted by members John Himes and Jewell Meyer.

Many topics were discussed, including the value of bidding in the October PNC³ auction, the best ways to separate and mount the latest Flags of Our Nation (Forever) coils, how to obtain coils from the Oneco, Connecticut Post Office, the pros and cons of various types of UV lights, and the value of ordering and using the latest (April 2011) PNC Values List from the club.

Gene answered questions about the club dues increase, and explained the many benefits of opting for the online version of *Coil Line*. (Back issues were provided, along with membership brochures, and an article explaining PNC collecting for novices.)

During a lively Q&A session, many questions were fielded and answered about specialty areas of PNC collecting. At the end of the meeting, door prizes from Dave Cobb, Ron Czaplicki, and John Himes were made available for everyone in attendance, and the meeting closed with a lively time of trading and visiting. Most in attendance agreed they would like to have a meeting soon at the Yorba Linda Public Library, but that is booked until May 2012. Jeff Haas will try to make arrangements.

It was truly a great regional meeting, and a pleasure to exchange information and get to know each other better. We hope others will be able to join us for the next meeting in 2012.

Dramatic Die Cut Shifts on 28¢ Bear PNCs



Bell Bottom-Left to Peak-Valley

Peak-Valley to Bell Top-Right



Valley-Peak to Knoll Top



“Avery Dramatic Die Cut Shifts” articles by Frank Covey (February and March 2010 issues) described and listed eight types known. From Bob Murrin, here are the first 28¢ Bear PNCs shown for three types.

PNC Values (April 2011) Correction

(bottom of page 11, top of page 12)

PNC ID	Scott	Description	Plate No.	PS3	PS5	Used Single	On Cover
<u>Replace:</u>							
1991-13	2602	(10¢) NDN Eagle&Shield	A33334	7.60	47.50	2.00	400.00
			A33335	1.30	2.35	70.00	25.00
<u>With:</u>							
1991-13	2602	(10¢) NDN Eagle&Shield	A33334	7.60	47.50	70.00	400.00
			A33335	1.30	2.35	2.45	25.00



PNC³ member and dealer Al Haake has identified the red nondenominated Old Glory “G” stamp (PNC ID 1994-12, Scott 2891) with two different finishes. Shown at left are both together in one photograph.

The “G Glossy” pair on top reacted to the flash on the camera by creating a glare in the photo. The “G Glossy” looks like it has been lacquered.

A “G-Flat” pair is at the bottom of the photo at left. It has a duller appearance. When I first looked at the red Old Glory in my collection I thought it was the “G Glossy” because it had some sheen.

“G Glossy” (top pair),
“G-Flat” (bottom pair)

But when I compared it to the “G Glossy” sent by Al Haake, I realized mine was the “G-Flat”. Per Al, the “G-Flat” is the more common of the two varieties. “G-Flat” most closely resembles the rouletted red Old Glory in sheen. Compare “G-Flat” to either the rouletted Old Glory (PNC ID 1994-13) S1111 or S2222. (These “G” coils were produced by Sennett Security Products.)

Under shortwave ultraviolet light, both appear about the same, but interestingly enough the “G Glossy” does not glow quite as bright.

Q&A Question

Purple Machine Cancels and Hand Cancels

A reader asks:

“I’ve enclosed a copy of a purple hand cancel and what appears like a machine cancel on the right side. It’s a joint line pair of 20¢ Fire Pumper (Scott 1908), with plate #1 on the left stamp. However, you might say it’s just a hand cancel – but it is an interesting format. I do have several singles of the 20¢ Fire Pumper and the 18¢ Surrey but they don’t have plate numbers, just purple machine cancels (with wavy lines).

“Is there a book available on pricing these purple hand and machine cancels?” (*please see page 12*)

⌚ Call for Auction Consignments! ⌚

For the upcoming PNC³ Spring auction, please use copies of the Consignment sheet on outer wrapper.

Consignment Deadline is January 20, 2012.

Forget your PNC³ 2012 Renewal?

Then this is your last issue of *Coil Line*...

Reinstate your PNC³ membership today with an added \$4 late fee (renewal form on December issue’s wrapper). Please mail your renewal to Treasurer Michael Mules.

Coil Line 2011 Index

Note: "W" after page # refers to Wrapper.

For issue to which page # belongs, see facing page.

- 1¢ Kestrel #4444 red dot, p.5, 21
1¢ Tiffany Lamp, "Colorful...", p.31
2¢ Navajo Jewelry, Catalog Corner, p.98
• "Inksplotz' from 2¢ Jewelry Back-Numbering," p.117
4¢ Chippendale Chair "Desperate Collecting," p.65
4.9¢ Buckboard #3 LOM, p.27
(5¢) Art Deco Bird "Catalog Corner," p.79
(5¢) Mountain, Avery die cuts differ "This & That," p.78
• BEP "square shoulder," p.105
(5¢) Wetlands, date on #1111 vs. 5555, 6666, p.21
• "... Date Types Not All Scott-Catalogued," p.188
8.3¢ Ambulance #1 LOM, p.27
(10¢) Atlas, B111 black ink-starved, p.57
• B111 VV vs. PP types reason, p.36
(10¢) Auto "Third (10¢) Auto Added to Scott Listings for Date Size," p.185
(10¢) Banner, #S111 mailed to Canada, p.75
• #S111 "Direct Mail Sightings," p.144
• Various colors, shifts, p.92
• #V111 gold "1" almost gone, p.132
• #V333 "2nd Subtle Die-Cut Shape Found for ...," p.154
• #V333 "Direct Mail Sightings," p.144
• #V333 Tied On-Cover, p.40
(10¢) Eagle/Shield (ABNC) types under SW-UV, p.130
12¢ Stanley Steamer #1 LOM, p.27
14¢ Iceboat #4 LOMs, p.27
(15¢) Tailfin #11111 number-on-top, p.7
17¢ Electric Auto #6 LOMs, p.26
18¢ Flag, "30 Years Ago [catalog page]," p.61
• "Earliest Documented PNC on Ordinary Cover," p.64
• PNC pair on 1981 2-oz cover, p.106
18¢ Surrey, "Earliest Documented 18¢ Surrey PNC on Ordinary Cover," p.77
• #11 on parcel wrapper, p.147
• #17 purple machine cancel, p.100
20¢ Consumer Education (all #s) LOM, p.26
20¢ Flag, #1 untagged on-cover, p.137
• #3 "broken halyard," p.153, 169
• #5 imperforate, mis-cut, number-on-top, p.142
20¢ Pumper #15 PNC number-on-top, p.7
20¢ Washington [2011], Catalog Corner, p.155
• "Confusion Over New 20¢ Coil Tagging," p.83
• Constant plate varieties, p.173
22¢ Flag over Capitol #5 missing cupola, p.37, 57
23¢ George Washington "imperf" warning, p.39
"25¢ Honeybee Varieties," p.8
26¢ Panther, lighter colors, p.89
• Types under UV, p.93
28¢ Polar Bear, "'Dirty Bear' Inquiry," p.67
29¢ Herbs Catalog Corner, p.140
(33¢) H Hat red dashes on S/A #1111, p.21
34¢ Liberty #1111 missing magenta "1," p.99, 132
37¢ Egret #P33333 CPV(?) "This & That," p.78
37¢ Flag, (BEP) #3333A PNC number-on-top, p.7
• #B1111 odd back # "This & That," p.78
39¢ Liberty & Flag fakes, p.125
"(41¢) Flag, Scott 4134 Exists on Prephosphored Paper," p.182
41¢ Flag, bell die cuts mis-slit, p. 162
• #V1111 numbers at top & bottom, p.5
• #V1111 red "1" hopper, p.95
• #V1111 untagged error, p.181
42¢ Iowa Flags of Our Nation, "cobra" die cut, p.73
42¢ Flags 24/7, bell die cuts mis-slit, p.153
• Fakes, p.125, 169
44¢ Flag, "2nd Subtle Die-Cut Type Found for 44¢ Flag Affixer Coil," p.6
• Bell die cut misaligned, p.153
• Color shift, p.5
• "Counterfeit 44¢ Flags," p.164 ["...Exposed," p. 176]
• "On-Cover 44¢ Flag with Die-Cut 'Bell,'" p.148
• #S111 imperforate, p.184
44¢ Quill & Inkwell, Catalog Corner, p.127
• colored peaks, p.95
• luminescent finds, p.60, 93
Auction #44 Spring lots, p.45 [Results, p.115]
Auction #45 Autumn lots, p.156 [Results, p.186]
"Auctioneer's Plea, An," p.123
"Avery's Large-Roll Die Cuts by PNC," p.173
"BEP 'Shoulders' Census Update," p.114
"Changes Proposed to PNC³ Bylaws," p.152
"Coil Line 2010 Index," p.14
"Commercial Covers," EDUs on Cover of 34¢ PNCs, p.62
"Current Plate Numbers, Roll Sizes, Tagging & Die Cuts," p.15, 30, 51, 82, 91, 141
"Era of Service to PNC Collectors Ends," p.74
"Five Year Financial Report – PNC³," p.164W
Forever Flags/Nation Set 5 Catalog Corner, p.174
Forever Liberty & Flag, Catalog Corner (AP), p.24, (Avery) 42, (Sennett) 23
• EFOs (knolls, mis-cuts, doughnut), p.181
"Former Editor Recounted 1981 Days," p.64
"Layout Markings on Cottrell-Press PNCs," p.25
"Large-Roll Subtle Die-Cut Shapes Chart," p.112
"Number-on-Top Update [, 100%]," p.7, 142
"PNC Price Trends on eBay," p.80
PNC³, 2010 Annual Meeting Minutes, p.110
• 2010 Board Meeting Minutes, p.107
• "[2011] Annual Meeting, Brief Report from the," p.136
• PNC Catalog Order Form (March 2011), p.33W
• (April-May 2011), p.53W, 69W
"PO Coil Vending Era Ends," p.41
"Preparing PNCs for New-Issue Service," p.29
"Reporting the Rarities," p.94
Return-to-Sender adhesive labels, p.143
"Some Large-Roll Labels," p.128

Classified Ads

PNC used singles, used strips, MNH PS5s. Great prices! Guaranteed quality! No hassles! Visit <http://www.angelfire.com/ca5/HimesPNCs> or send LSASE for lists to John Himes, PO Box 453, Cypress, CA 90630-0453. Please specify what you collect. Or e-mail johnwhimes@yahoo.com. Member 957L

* * *

For Sale: Original finds with certificates. 20¢ Flag Sc# 1895 plate #3 strip of 3 FV-XF, Untagged Error, 2¢ Locomotive 1897A plate #8 single Untagged Error and many others. 1897Ac Imperf plate #10 strip of 6, and many Imperf Pairs. Kenneth Moreau, 402 Coronation Dr, Franklin MA 02038-2842. Member 447

CLASSIFIED AD rates are 6¢ per word, with a minimum cost of \$3.00 per insertion.

PNC³ members are entitled to two free 50-word ads per year. (There is a 10¢ charge for each word over 50 with free ads.) Contact the editor to place an ad.

Display Advertising Rates PNC³ Coil Line

• Full Page	\$ 100.00
• Half Page	\$ 80.00
• Third Page	\$ 65.00
• Quarter Page	\$ 45.00
• Sixth Page	\$ 35.00
• Eighth Page	\$ 20.00
• Back Cover	Add \$ 50.00
• Inside Cover	Add \$ 25.00
• Color Ad (for full page)	Add \$ 100.00
• Color Ad - Electronic Version	Add \$ 25.00
(Discounts available for multiple insertions.)	

Membership

New Applicants

Mike Hodas (2195)
598 28th Street
San Francisco, CA 94131-2220
(415) 695-1204
mikelaurie2@gmail.com

Scott Simon (2196)
1954 Berkshire Dr.
Clarksville, TN 37042-4598
(931) 906-8793
afsec9@mac.com

Names of applicants are published for review. A member who questions the suitability of a prospective member should contact the Membership Committee c/o Robert Thompson with the objection (see page 2 for contacts). Applicants are accepted as members one month after publication if no objection is made.

Previous Membership Count*	707
New Members	2
Resigned	(1)
New Membership Count	708

*-Corrected from an earlier miscount

(from page 10, 2011 Pages-Issue Cross-reference)

Pages **1-16**, January **69-84**, May **133-148**, September **17-32**, February **85-100**, June **149-164**, October **33-52**, March **101-120**, July **165-176**, November **53-68**, April **121-132**, August **177-188**, December



Address Changing?



Change of Address forms and membership applications are available from Harvey Wales, Secretary, 13 Birmingham Place, Vernon Hills, IL 60061. Email: Secretary@pnc3.org. **Membership form is also on our website at: www.pnc3.org.**

Coil Topics Index this issue...

(5¢) Wetlands, (10¢) Auto mm date sizes.....	5
2¢ Woodpecker 2222 'broken A', red seam line...	5
Forever Liberty Head & Flag fakes.....	5
Ashton Potter bridge Tie Types... ..	6
44¢ Quill & Inkwell partial yellow ink.....	7
28¢ Polar Bear V11111 dramatic die cut shifts....	8
(32¢) "G" glossy & flat surface.....	9
Purple Machine & hand cancels, Q&A.....	9

Q&A Answer: Purple Machine Cancels & Hand Cancels

(from page 9, Q&A Question)

(The photocopy was too small to show here, but the purple hand cancel on the 17¢ Sled plate number 2 coil pair (right) is similar; both have bars at right.)

The short answer is, there is no book available on pricing purple hand and machine cancels. (Note: Some hand cancels have bars at right.) To elaborate on this answer, we solicited a couple of randomly chosen used PNC dealers to provide their perspectives.

One dealer's reply: "I do price purple machine cancels (PMCs) on PNCs. Purple handstamps would be outside the scope of the purple ink used in machine cancellation devices. If I had any PMC on PNC on-cover, I would price them as the used PNC single with PMC. Purple ink was only used in automated cancellation machines for a few years, due to the fact that it was easily removed. Purple ink used with handstamps is something quite different."

Another dealer's reply: "A general rule of thumb I use in selling PNC singles with Purple Machine Cancels is that they are worth about 50% more than a normally-canceled used PNC single. This is true for most of them. However, occasionally I will find one that I don't have in stock, which tells me it's rarer, so I generally ask double what I would for a normal copy. Now, the 18¢ Flag #7 is notorious for being rare. On that one, I'd ask three times' normal price if I found one. I've only seen a single copy in all these years. I'm sure there are a few others like that, but I'm no expert, and just go by what I've learned from word of mouth."

"A couple of years ago I sold one of every plate number that was in stock at the time to a gentleman who decided he wanted to start a collection of PMCs. He cleaned me out on a few numbers. I do remember that there was an 18¢ Flag #6 with PMC in the lot. If memory serves, I asked and obtained \$700.00 for that stamp, as it's quite rare. At the time if my recall is correct, a normal one catalogued \$600.00, so I felt that \$700.00 was more than fair, and he thought so, too."


"PNCs that are hand-canceled are worth no more than a regular used single, as they are, in fact, regular used singles. Just because the ink is purple, that does not qualify it as a purple **machine** cancel. Most of the time, it's really the common reddish-maroon ink that has faded a bit from soaking, anyway; not true purple. But the PMC collectors are purists. It has to be **machine**-canceled to be a true PMC and command a premium price."

"Before I sold that 18¢ Flag #6 PMC, I took an inventory of which PMC stamps I had in stock at the time. I think it might help to establish rarity, or serve as the baseline for a study if one of the members wants to survey other members about how many of each PMC they have in their stock books or albums. I'll provide that survey of my own stock as a starting point for a study to establish rarity, and possibly, future pricing guidelines." [Note: The editor is willing to receive and compile surveys and pledges confidentiality.]

Next issue: More on purple cancels.



17¢ Dog Sled plate # 2 pair



PNC examples of purple-ink machine cancels, from the heyday of their use (1981-1983):

18¢ Flag # 3
20¢ Pumper #s 13,14