

(for Spring 2015 auction planned in March)

**Attach lot here**

## Auction #52 -- Plate Number Coil Collectors Club Consignment Sheet

(Photocopy this page. A separate sheet is required for each lot.)

 **Tuesday January 20, 2015 is Auction Consignment Deadline** 

**Please Note:** Auction Lot fee is 10% of hammer price (minimum 50¢ per lot), and a 50¢ lotting fee for each UNSOLD lot (all fees deducted from the sale proceeds).

- 1) Keep this entire page intact and attach only one lot in its own glassine with tape on the top half (*do not use staples*). I understand that this might not be possible for longer strips.
- 2) **LIMIT YOUR CONSIGNMENT TO 25 LOTS, please. Firm Limit of ONE non-PNC/non-Coil lot.**
- 3) As I find that there is no totally acceptable definition of a commercial cover, all covers will be listed as either "First Day Covers" or "Other Covers". There will be no exceptions.
- 4) If you do not state a minimum bid, your lot(s) will go to the highest bidder regardless of the price(s) realized.
- 5) Bidding increments are: \$0.01 to \$4.75 -- 25¢, \$5.00 to \$9.50 -- 50¢, \$10.00 to \$49.75 -- \$1.00, \$50.00 to \$97.50 -- \$2.50, \$100.00 to \$495.00 -- \$5.00, \$500.00+ -- \$10.00

**OWNER IDENTIFICATION**                      Preferred E-mail address: \_\_\_\_\_

Name \_\_\_\_\_ PNC<sup>3</sup> Number \_\_\_\_\_

Address \_\_\_\_\_

City \_\_\_\_\_ State \_\_\_\_\_ Zip Code \_\_\_\_\_

Phone: Day \_\_\_\_\_ Evening \_\_\_\_\_

Scott # \_\_\_\_\_ Minimum Bid (see rules above) \$ \_\_\_\_\_ Is this Your ONE *Non-PNC* Lot? \_\_\_\_\_

Description of material:

**Note!** It is assumed that all mint material is never hinged, with undisturbed gum, sound perfs, etc. If otherwise, please note under "Faults" below. Used materials are assumed to be unhinged with sound perfs, etc. If otherwise, please note under "Faults".

(For COTTRELL press issues, please grade **both** design centering and line centering.)

Centering – Overall for non-Cottrell issues or Cottrell designs (see grading notes) (Circle one)

Ave F F/VF VF XF S

Centering (line) Cottrell issues only (Circle one)

Ave F F/VF VF XF S

Faults (describe below)

**If my lot does not sell...**

Please return it to me

Please hold it for the next auction

**SEND TO: PNC<sup>3</sup> Auctions, c/o Joe Sedivy, P. O. Box 410602, Chicago, IL 60641**

EMAIL: [PNC3auctions@aol.com](mailto:PNC3auctions@aol.com)



# Coil Line


Journal of the PNC<sup>3</sup> [www.pnc3.org](http://www.pnc3.org)  
**Plate Number Coil Collectors Club**  
 American Philatelic Society Affiliate # 185

**January 2015**  
 Vol. 28, No. 1  
 Whole No. 319



◀ ▲ Discovery prompts revisit of (5¢) Seacoasts... *page 8*

Long-time PNC<sup>3</sup> historian recovering... *page 5* ▼




**Multi-color lines...** *page 12*



*Coil Line*

▲ New PNC to join Bobcat den... *page 4*



## **PNC<sup>3</sup> Spring Auction**

**Call for Auction  
 Consignments!**  
*Page 4*

**Deadline January 20**  
*(see wrapper for  
 Consignment sheet)*

### **Also...**

- Sarasota, Florida meeting, **Feb. 7...** *page 3*
- Auction 51 Results Correction... *page 4*
- AmeriStamp Expo meeting, **Feb. 14...** *page 6*
- Mesa, Arizona Aripex '15, **Feb. 21...** *page 6*

# Coil Line

Journal of the Plate Number  
Coil Collectors Club (PNC<sup>3</sup>)

Published by: PNC<sup>3</sup>  
ISSN: 1931-5112



**Editor:** Ronald Blanks  
[coilineditor@yahoo.com](mailto:coilineditor@yahoo.com)

**Print Edition Mailings:** Brian and Cory Snippen  
[snippenb@gmail.com](mailto:snippenb@gmail.com)

**Electronic Edition Emails:** Frank Covey  
[ecoilline@comcast.net](mailto:ecoilline@comcast.net)

**Scott #2112 plate # 1**  
(issued February 1, 1985)

## PNC<sup>3</sup> Contacts

**PNC<sup>3</sup> Website** [www.pnc3.org](http://www.pnc3.org)  
Allan Clapp, Webmaster  
email: [webmaster@pnc3.org](mailto:webmaster@pnc3.org)

(For *Coil Line*-related matters, please  
see column at left for appropriate contact.)

### Advertising Rates (one-time)

Full Page	\$ 100.00	Eighth Page	\$ 20.00
Half Page	\$ 80.00	Business Card	\$ 20.00
Third Page	\$ 65.00	Back Cover	Add \$ 50.00
Quarter Page	\$ 45.00	Inside Cover	Add \$ 25.00
Sixth Page	\$ 35.00	Color, full page	Add \$ 100.00

(For Color Ads, Electronic Version only, Add \$25.00)

A check or money order, made out to **PNC3**, must accompany camera ready ad. Advertising copy must be submitted by the 1st of the previous month prior to the publication date. Please send all copy to Ronald Blanks, Coil Line Editor, PO Box 531, Windsor, VA 23487.

The Classified Ad rates are six cents a word per issue, with a minimum of \$3.00 per individual ad. (Two 50-word ads per year per member are available at no charge. There is a 10¢ per word cost for words over 50.)

All material, including articles submitted, will be edited and formatted for inclusion in **Coil Line**, and must be received by the 1st of the month prior to publication.

**Coil Line reserves the right to edit copy as necessary.**

**Coil Line** is published monthly and as a member benefit is sent electronically with annual dues of \$14.00. Printed version of **Coil Line** is also available. To U.S. addresses, to receive printed version add \$14.00 for Bulk Mailing; add \$22.00 for First Class Mailing. To Non-USA addresses, add \$27.00 for mailing. Past print issues of **Coil Line** available at \$2.50 per copy (quantities limited).

All material is copyright 2015. All rights reserved. Material in this publication may be copied or reproduced with acknowledgment to **Coil Line**. Opinions expressed by the authors and writers are their own, and do not necessarily reflect those of the editor, publisher, or membership of the Plate Number Coil Collectors Club.

All content matters, letters to the Editor, and advertising questions should be sent to **Coil Line**, c/o Ronald Blanks, PO Box 531, Windsor, VA 23487. Phone 757-478-8719; email: [coilineditor@yahoo.com](mailto:coilineditor@yahoo.com).  
*For mail delivery problems, contact the mailer below.*

**Postal mailings prepared by:** Brian Snippen, PO Box 5542, Albuquerque, New Mexico 87185-5542. Email: [snippenb@gmail.com](mailto:snippenb@gmail.com). Phone: 505-404-1624.

Mailed from Zip Code 87185 on or near December 31, 2014.

## Elected Officers

Robert Thompson, **President**, 12431 Golden Thistle, Houston, TX 77058. email: [rthompson@pncvarieties.com](mailto:rthompson@pncvarieties.com) 713-397-1772

Michael Mules, **Vice President**, PO Box 267, Mukwonago, WI 53149. email: [pnc5dealer@wi.rr.com](mailto:pnc5dealer@wi.rr.com) 414-234-9867

Richard L. Beecher, **Secretary**, PO Box 4790, Blaine, WA 98231-4790. email: [richardlater@aol.com](mailto:richardlater@aol.com) 604-467-8700

John Himes, **Treasurer**, PO Box 453, Cypress, CA 90630-0453. email: [johnwhimes@yahoo.com](mailto:johnwhimes@yahoo.com) 714-826-8552

Gene Trinks, **Past President**, 16415 W. Desert Wren Ct, Surprise, AZ 85374. email: [gctrinks@cox.net](mailto:gctrinks@cox.net) 623-322-4619

Jill Ambrose, **At Large**, PO Box 54622, Cincinnati, OH 45254-0622. email: [jillambrose@zoomtown.com](mailto:jillambrose@zoomtown.com) 513-231-4208

Melvyn Borofsky, **At Large**, 101 West Sterling Way, Leesburg, FL 34788-2781. email: [melborofsky@comcast.net](mailto:melborofsky@comcast.net) 352-483-1408

**PNC<sup>3</sup> Catalog Committee:** Frank Covey, Andy Jakes, Jill Ambrose, Gene Trinks, Peter Tukker  
**PNC<sup>3</sup> auctioneer:** Joe Sedivy

## Coil Line Production

**editor:** Ronald Blanks  
**electronic version producer:** Jill Ambrose  
**senior consultant:** Gene Trinks  
**technical consultant:** Alan Thomson  
**writers:**  
Frank Covey, Doug Iams, Gene Trinks  
**contributing writers:**  
Dan Forgues, John Himes, Mark Schultz, Robert E. Thompson, Rob Washburn  
**proofreaders:** John Himes, Gene Trinks  
**printing:** State Wide Printing - Albuquerque NM  
**printed mailings:** Brian and Cory Snippen  
**electronic mailings:** Frank Covey  
**subscriptions:** Richard L. Beecher



## President's Message

### from the PNC<sup>3</sup> president ...

I hope everyone had a happy and safe holiday season. I also hope that all of you remembered to send in your PNC<sup>3</sup> renewal form; otherwise, this will be your last issue.

Michael Conway, Membership Chairman, sent me a copy of a recent article in *The American Stamp Dealer & Collector*. The article entitled "Looking Forward" was written by Mark Reasoner, president of American Stamp Dealer Association. In the article Mr. Reasoner discusses the problems that the ASDA, the APS and probably other organizations, including our own, have had with recruiting new members. His proposal is to establish a council of eleven hobby leaders.

The council would be composed of seven permanent seats, which are currently proposed as two seats from the APS (Executive Director and President); two seats from ASDA (Executive Director and President); and one each from the American Topical Association, the National Postal Museum and the USPS. The other four seats would be selected for two or four year terms from other organizations.

In addition to the council, Mr. Reasoner is proposing that three committees be created that the council would oversee. The first is a committee that would recruit Internet-only collectors and dealers. The second is to create new collectors from the 50 plus age group. (I think that this committee should also address renewing interest in former collectors. If our club is in anyway similar to other clubs, we lose a lot of members over the years that just lose interest in collecting.) The third committee will be for publicizing stamp collecting.

Mr. Reasoner plans to have some follow-up articles that will show how his proposal might work. He is encouraging anyone who is interested in serving on one of the committees or if they have any comments about the concept to contact him at [reasonerstamps@yahoo.com](mailto:reasonerstamps@yahoo.com).

I think this is a great idea and one that we should support. I sent a copy of the article to the club officers and other members of the club, and everyone that responded seemed in favor of the idea. If anyone is interested in serving on one of these new committees, please contact me or Mr. Reasoner.  
— Robert E. Thompson



## Happy New Year!



If you are a new reader to *Coil Line*, PNC<sup>3</sup> is closing our 27<sup>th</sup> year. We are a community of stamp collectors specializing in plate numbered coil issues of the USA. The first PNCs were issued in 1981 and, in February 1988, a network of PNC specialists founded our club. *Coil Line* was launched in May, 1988 and serves (along with other club literature) to inform collectors on the many aspects of PNCs. Studies include scarce numbers, varieties, printing methods, market values, PNCs on mail, and more. Thank you for visiting, and we hope you'll join us!

## PNC<sup>3</sup> Regional Meetings

### Sarasota, FL – February 7, 2015

Welcome to sunny Florida! A PNC<sup>3</sup> Regional Meeting is scheduled for 10 a.m. Saturday, February 7, 2015 during the Sarasota National Stamp Exhibition, February 6-8, 2014. The PNC<sup>3</sup> meeting place is in the North Balcony of the Sarasota Municipal Auditorium (same as the show location).

The auditorium address is 801 N Tamiami Trail, Sarasota, FL. The exhibition hours are Friday 10 a.m. to 5:30 p.m., Saturday 10 a.m. to 5:30 p.m., and Sunday 10 a.m. to 3 p.m. For further details on the PNC<sup>3</sup> meeting, contact Al Light at [al.light@verizon.net](mailto:al.light@verizon.net). For more information about the exhibition, contact this year's show chairperson, Liz Hisey, at [lizhisey@comcast.net](mailto:lizhisey@comcast.net). (*more, page 6*)

### Want to Sponsor a Regional Meeting?

Contact Tony Bruno for suggestions. He can put you in contact with others who have taken on the task. Several members have made it a regular habit of promoting meetings in their area.

#### Regional Meeting Chairman

Tony Bruno, PO Box 624, East Lyme, CT 06333-0624; email, [tbbee@aol.com](mailto:tbbee@aol.com)

(PNC<sup>3</sup> meeting notices in this column are free. Please submit details to the Editor 3 months before the meeting.)

Correction: Bid Realized (Auction 51)  
Lot 295 was listed at \$770, but actually sold for \$70.

## Call for Auction Lots

### January 20<sup>th</sup> Consignment Deadline

PNC<sup>3</sup>'s next upcoming auction is our annual Spring auction in March. This is one of two annual auctions PNC<sup>3</sup> conducts as a membership benefit. (The Autumn auction is held every October.)

Yes, the consignment cutoff is less than three weeks away and many activities compete for our attention. But it's the start of a new year. PNC<sup>3</sup> auctioneer Joe Sedivy has much work to prepare the lots before he can submit listings to the *Coil Line* editor. The editor then must prepare the six-to-eight pages of lot listings in time for the March issue.

The *Coil Line* auction pages are also more complex now due to the insertion of a few pictures. Joe selects about a half-dozen lots that in his estimation could benefit from images, as space permits. For example, one or more of the most expensive lots offered might be illustrated to "support" descriptive wording so there's no misunderstanding over an attribute or condition.

### Consignors Each Allowed One Non-PNC Lot

To encourage more participation, our auctions are now opened up to include non-PNC items. However, these are presently limited to *one* such lot per consignor. We realize you have several options for disposing of non-PNC items. But some material (e.g., plate numbers, coils in general) relates to PNCs and you might want to favor your fellow members with a chance to obtain them. (Please "flag" your non-PNC lot on its **consignment sheet** that you copied from the original on this issue's wrapper, to confirm your intent if you offer such a lot.)

### Were Your Consigned Lots Unsold?

Joe reminds members with unsold consigned lots that you can contact him about minimum bids. Joe notes that sometimes members have unsold lots but do not contact him after an auction. Without a member's input, Joe's policy is to lower the start bid by 10% (rounding to the nearest bidding increment). Contact Joe (see consignment sheet on outer wrapper) if you want a different bid revision.

## Editor's Message

**Masthead page goof.** As readers of recent years might have noticed, we usually choose the plate numbered coil strips of five that brighten the second page each month on occasion of a 30<sup>th</sup>, 25<sup>th</sup>, or 20<sup>th</sup> anniversary. Changing the caption has tripped me up more than once, with last month a case-in-point: The prephosphored-paper 25¢ Flag over Yosemite was issued in 1989, not 1994. (Truth-be-told, I had in mind to show the 1994 gravure-printed 10¢ Tractor Trailer, plate # 11 or 22. The four coils showed in closeup for the mail-use story happened to be unnumbered, but I could not find a good image of a numbered mint strip in time for the issue.)

**Poor print of fluorescence.** Another goof of mine, although many wouldn't notice looking at last issue's printed page 157 "New PNC Papers Gallery," was to omit backing up the images with descriptive text. The omission for brevity's sake is not a good excuse, and I regret that choice. Perhaps I should admit I was spoiled by the excellent appearance in the digital version. That clearly shows Frank's pair of (25¢) Spectrum Eagles with a "bright" fluorescence at left and "dead" at right, the *opposite result* from the two pairings above it. And my whole point in illustrating the three pairs was to emphasize this(!) The only hint is the "see far left" caption for the Spectrum Eagle. — Ron Blanks


### New Format for 1¢ Bobcat Coil

The USPS plans to re-issue the 1¢ Bobcat self-adhesive coil for the first time in large rolls of 10,000. The *Postal Bulletin* of December 11 lists the initial nationwide sales date as February 21, 2015. Aripex '15 will host a first-day ceremony. (See Regional Meeting notice on page 6.)

According to the Current Roll Sizes, etc. chart (updated this issue, page 7), the USPS previously supplied the self-stick type only in affixer rolls of 3,000 (produced by Ashton Potter [AP]). If a lettershop wanted 1¢ stamps in 10K rolls (much more convenient for larger mailings), only the water-activated 1¢ Bobcat rolls were available (produced by Sennett Security Products). This notice was prepared before the maker of the new rolls is announced. If it is AP, the number could be the same as the 3K's P2222. If not AP, the unnumbered stamp will get its own major Scott number.



## Readers' Forum



Postage includes two 20¢ Cable Car #2 plate strips of 5

**PNC PS5s as scrap postage?** It wasn't unusual over the past three decades to see PNC dealers and collectors use up off-center or otherwise damaged PNC strips of common numbers as postage.

On November 12, 2014 member Ken Moreau mailed in a photocopy (itself copied above) of what appears to be a recent example. (The item is not postmarked or dated, but it is likely a 2014 mailing based on the \$5.60 franking, the flat rate in effect from January 26, 2014.) As part of the postage, it has two plate strips of five (PS5) of the 20¢ Cable Car #2.

But alternately, this could be something else – a transfer of PS5 strips from duplicates, or stock for sale, to the mint scrap supply, to be used up as postage. The PS5 format is by far the most preferred to collect as mint. The two PS5s here seem in fine-plus condition, even if the design sits a bit high on the paper. Evidently, these were at least some excess duplicates and went the way that many mint plate blocks have also gone in the past few decades.

**“Reporting the Rarities.”** I for one appreciate all the time and effort that Gene Trinks has taken to create and update this list. I believe it has much merit and plays a vital role in notifying members of scarcer numbers and their new finds.

While I have found many of those PNCs listed, I would not have known the existence of most of them without the list. I would not delete anything from it. Instead I'd add more, such as the 18¢ Flag #6 (I believe it's more common than its retail price infers) and the 32¢ FOP 89878 10/10 mint strips.

And I'm sure there are other numbers of which members would like a “census.”

– Jeff Fiszbein #1148

## Dan Kauffman Recovering

I have been notified by Dan Kauffman's son that he suffered a significant stroke this past October. He is currently slowly recovering in a Colorado care facility, but evidently it will be a long process. Correspondence may be sent to him at: c/o Rocky Point Care Center, 625 16th St., Lakeport, CO 95453. (Please note that while Dan is still able to read, use of large typeface print or handwriting is much preferred.)

He has many friends in the PNC<sup>3</sup> community, and has been the club's Historian since the early 1990s.

– Gene Trinks, Past President  
(please see next page)



PNC<sup>3</sup>  
Historian  
Dan Kauffman  
is recovering  
from a stroke  
and welcomes  
correspondence.

## PNC<sup>3</sup> Regional Meetings

### APS AmeriStamp Expo, Riverside, California February 14

The APS AmeriStamp Expo will be held February 13-15, 2015 at the Riverside Convention Center, 3637 Fifth Street, Riverside, CA 92501. Show hours are 10 a.m. to 6 p.m. Friday and Saturday, and 10 a.m. to 4 p.m. Sunday. Admission is free.

PNC<sup>3</sup> club members will be holding a regional meeting at 3:00 p.m. on Saturday, February 14 in Riverside Room 3. This is a wonderful get-together for those who live in the Los Angeles area or for those who will be traveling to the show. The meeting will be hosted by club members John Himes and Dan Forgus.

We'll fill the meeting with interesting news about the PNC collecting hobby, spend time looking at the latest PNC releases, and hear about the latest  
*(continued at right, top)*

### Aripex '15 – Mesa, Arizona February 21

#### *Meeting Room Awarded 1¢ Bobcat Coil to be Issued*

Aripex '15 will be held February 20-22 at the Mesa Convention Center, 263 N Center Street in Mesa, AZ. Exhibition hours are 10 a.m. – 6 p.m. on Friday and Saturday, and 10 a.m. – 3 p.m. on Sunday. PNC<sup>3</sup> will have a table on the convention floor.

In addition, PNC<sup>3</sup> has been awarded the Cholla Room for its regional meeting. Hosted by PNC<sup>3</sup> Past President Gene Trinks, it will be held from 10 a.m. to 11 a.m. Saturday.

Please note that there will be a \$5 admission charge (new this year) for admission to the exhibition (all three days), but there is *no charge for access to the meeting room*. Two cachet makers will also be present in the lobby (no charge).

The recently announced 1¢ Bobcat coil will have a First Day ceremony on that same Saturday at 11:30 a.m. It will be held outdoors in the park area near the building entrance. The same area will also hold displays of Native American arts.

For more information on the meeting, contact Gene Trinks (see page 2 for ways to reach him).

finds. Copies of *Coil Line* will be available for guests. Door prizes will be available, and we'll try to bring enough along to see that everyone in attendance goes home with a nice addition for their collection. Door prizes are solicited from member dealers for the meeting. We also encourage everyone to bring along a favorite PNC item to share with those in attendance.

Further details on the three-day show are available at [www.stamps.org](http://www.stamps.org).

*(from page 5, Readers' forum)*

**Double jeopardy removing stamps from paper?** Recently I had some coils on-paper from a mix that I wanted off-paper. In the past, I set aside those issued before 2006 for a water soak and those after 2005 to use of naphtha. (In 2006, the USPS stopped requiring use of water-soakable self-adhesive paper.) Some mail-use stamps see several later reprintings (like most presort PNCs we collect). I knew to be careful with a water bath to rescue any stamp found to be unsoakable as soon as possible, since forcing its paper off could damage it.

But what about the converse? What happens when a soakable stamp is treated with naphtha to remove paper? I knew one specific PNC would soak in water, but might wrinkle from a water bath. So I tried removing it with naphtha. But after the minimum seconds usually sufficient (I counted to 30), the paper barely yielded. Then I tried rubbing the solvent-soaked paper off the back as I normally do to remove excess adhesive, but the progress was way too slow. (The image below can't show the paper-gone/paper-remains line. But it shows the paper was thinned so much without yielding that the mailer's control number printed there is easily read.) So, naphtha is not a panacea for removing paper in a short time from any self-adhesive, as some have touted (March 2010 issue, page 35).—Ron Blanks #2119



**This "2003" diecut stamp wouldn't give up its naphtha-soaked paper despite 5+ minutes' subsequent rubbing with a soaked cloth. (Its siblings soaked off easily in water.)**

# Current Plate Numbers, Roll Sizes, Die Cuts & Tagging

Issue	Plate#	Roll	Freq	Cut	Tag
1¢ Bobcat	P1111, P2222*	3k	27	VP	
1¢ Bobcat	S111111	10k	31	w	
1¢ Tiffany Lamp 2008	S11111	3k	31	w	
		10k	"	w	
1¢ Tiffany Lamp 2003 ≠	S11111	3k	14	w	
2¢ Navajo Jewelry	S111111	10k	31	w	
3¢ Silver Coffeepot	S1111, S2222	10k	14	w	
4¢ Chippendale Chair 2013	P1111	10k	24	w	
4¢ Chippendale Chair 2007	S1111	10k	14	w	
5¢ Toleware	S1111111	10k	14	w	
◇ 10¢ Clock 2008	S1111 ≠	10k	31	w	OA
	S2222	"	"	w	
◇ 10¢ Clock 2006 ≠	S1111	10k	14	w	
20¢ Washington	P11111, P22222	100	31	VP	OA
21¢ Lincoln	C111	100	20	PV, VP	OA
32¢ Aloha Shirts ≠ (5 diff.)	S1111111	100	25	PV	S
33¢ Apples (4 diff.) ≠	S11111	100	32	PV	S
34¢ Hummingbird	P11111	100	31	VP	S
34¢ Hummingbird	P22222	100	31	VP	OA
42¢ Flags of Our Nation Sets 1&2, ≠					
44¢ Flags of Our Nation Sets 3&4 ≠ (10 diff./set)	S11111111	50	10	PV	S
44¢ Flag ≠	S111	3k	31	w	S
44¢ Flag (affixer) ≠	V1111	3k	16	VP	S
		10k	"	"	"
44¢ Quill & Inkwell ≠	S1111	3k	27	S	S
		10k	"	"	"
45¢ Weather Vanes (5 diff.)	S1111111	3k	25	S	S
		10k	"	"	"
46¢ Kaleidoscope Flowers ≠ (4 diff.)	S11111	3k	28	PV	S
		10k	"	"	"
46¢ Patriotic Star ≠	S111	10k	27	PV	S
49¢ Ferns (5 diff.)	C1111	3k	30	VP	OA
		10k	"	"	"
(5¢) Art Deco Bird	P1111, P2222, P3333	3k	27	S	
		10k	"	"	
(5¢) Sea Coast	P7777, P9999	3k	27	S	
	P7777 ≠, P9999 ≠	10k	"	"	
(5¢) Sea Coast	B111	500	10	w	
		10k	"	w	
(with luminescent ink)	S1111	3k	14	w	
		10k	"	w	
	S11111	500	31	w	
(10¢) Snowflakes (5 dif.)	C11111111	10k	30	VP	
(10¢) Banner	S111	10k	27	S	
	V111, V222, V333	3k	10	VP	
		10k	"	"	

**Printer IDs by # Prefix:** P = Ashton Potter  
 B = Bank Corp. of America V = Avery-Dennison  
 C = CCL Label S = Sennett Security Products

Issue	Plate#	Roll	Freq	Cut	Tag
(10¢) Banner	S111	500	31	w	
▶ (25¢) Spectrum Eagle	V11111,	3k	30	S	
<b>V11112</b> (6 diff. designs)		10k	"	"	
(25¢) Eagle 2003 (10 diff.)	S3333333	3k	20	S	
	S1111111, S2222222, S3333333	10k	"	"	
(weakly tagged)	S3333333	10k	"	"	S
(25¢) Eagle (10) 2005	S1111111	3k	25	S	
(25¢) Eagle (10) 2004	S1111111	3k	10	w	
<49¢> Ferns (5 diff.)	C1111	10k	30	VP	OA
▶ <49¢> Red-White-Blue	C11, C12	10k	32	VP	OA
<49¢> 2014 Spangled Banner	C1111	100	20	PV	OA
	"	"	"	VP	"
<49¢> 2014 Spangled Banner	S11111	100	32	PV	OA
<49¢> 2014 Spangled Banner	P1111	100	31	VP	OA
<> 2013 Flags-Seasons	P1111	100	32	VP	S
<> 2013 Flags-Seasons	S1111	100	32	PV	S
<> 2013 Flags-Seasons	V1111	100	20	PV	S
(4 diff.)	"	"	"	VP	"
<> 2012 Four Flags ≠	P1111	100	32	VP	OA
	P2222	"	"	"	S
<> 2012 Four Flags ≠	S1111, S2222	100	32	PV	S
<> 2012 Four Flags ≠	V1111	100	32	PV	S
	"	"	"	VP	"
<> 2011 Liberty & Flag ≠	P111111	100	32	VP	S
<> 2011 Liberty & Flag ≠	S111111	100	32	PV	S
<> 2011 Liberty & Flag ≠	V111111	100	40	PV	S
(2 diff.)	"	"	"	VP	"
<> 2011 Flags of Our Nation Set 5, ≠					
<> 2012 Flags of Our Nation Set 6 ≠	S11111111	50	20	PV	S

\*- 3k most likely. given issue planned 2/21/15 for 10k.

## Key to Symbols

▶ **new number or variety** ◇ **update or correction**  
 ≠ new "sold out" (strips of 25/100 with PNC), or no longer shown in *USA Philatelic* (USPS catalog)  
 ?? unreported attribute <> Forever first-class value  
**Freq** – frequency or interval of # appearing in roll  
**Cut** – w = water-activated gum (perforated);  
 PV = peak/valley die cut; VP = valley/peak;  
 S = serpentine without corner variation.  
**Tag** – phosphor tagging if not blank/white: S = surface phosphor with smooth appearance; U = surface phosphor with uneven or grainy look; OA = overall.

## Notes to this Report

The prior chart (Sept.'14, p.118) showed "≠" for "10¢ Clock 2008" in error; the intent was to flag only the S1111 (phosphor tagged) version. And the 2006 version (# interval = 14) should have been flagged as sold out since 2013's Quarter 3 (Volume 18) so noted.



## 10 Years Later: (5¢) Seacoasts Still Yield Surprises

PNC<sup>3</sup> member Ray Beer has reported a previously unknown die-cut pattern that Ashton Potter used in producing (5¢) Seacoast coils bearing number P2222. But some PNC collectors, including yours truly, have had examples for ten years right under their noses. Research yields some surprises – and questions – about these decade-old coils, themselves only a small subset of the total (5¢) Seacoast types. Here’s a report about a new variety of the “four-sided” ones.

Last summer Ray Beer mailed to me three mint plate strips of Ashton-Potter Seacoasts. One of the strips has plate number “P1111” and the other two have “P2222”; all with the four-sided serpentine die cuts that AP initially made.

To preface, one of the P2222 strip’s die cuts that Ray sent has peaks and valleys somewhat shallower than those of the P1111 strip. This subtle distinction is well-known by those of us who follow these small differences among die-cut patterns. [*Compare images (A) and (B), next page.*]

In this instance, on the basis of the way the measured gauges also differed when rounded to the nearest one-fourth, Scott had decided to list the P1111 and P2222 stamps differently; hence, Scott 3785 (“9½ x 10”) and 3785a (“9¼ x 10”). (In the decimal fractions preferred by die-cut stamp specialists, these are 9.45 x 10 and 9.35 x 9.95.)

Alternately, the difference can be described as the base of the peaks (or valleys) on P2222 strips (Scott 3785a) being a tad wider than those on P1111 strips (Scott 3785). A German reader once pointed out to me that another way of looking at this is to simply note that the degree of “angle” of a peak’s slopes (or valley’s sides) is just under 90 degrees for the “normal” (deep) pattern, and wider than 90 degrees for the shallower pattern. (For brevity, the remaining text uses “normal” for the normal-looking, deeper-shaped peak-and-valley patterns, and “wide-angle” for the shallower-shaped ones.)

Ray also included a second P2222 strip, and pointed out that its die-cut pattern approximated P1111’s normal one rather than the 3785a’s P2222. Ray found its gauge did not match the die cuts of 3785a, the only Scott number assigned to four-sided P2222s. Instead, Ray found it to be 9.45 x 10, the same as 3785’s P1111. (My measurements were a

bit different, 9.4 x 10.1 [*image (C), next page*].) Ray had found two PNCs of the same year date, plate number and apparently same die cut, but with subtle die-cut differences.

As I tried to follow these details and examine the three mint PS5s enclosed, I had a sense that this subtle die-cut distinction had been seen before, and reported by hobby print publication. When time permitted during a very busy autumn 2014, I researched further and found my recall was half-wrong. It wasn’t four-sided P2222 Seacoasts that had been recognized this way, but their successor *two-sided* P2222 coils. (For background on the two-sided coils, see the sidebar on page 10.)

In hunting down four-sided P2222s in my personal caches of covers, on-paper clippings and off-paper PNCs to confirm Ray’s find, I came across an envelope from the Tucson, Arizona philatelic office postmarked October 29, 2004. Inside it were six USPS-labeled glassines (each with a single mint Seacoast) and an unlabeled glassine with two Seacoasts, one a P2222.

A note inside from the Tucson office with the Seacoast pair made me realize I had received the other six singles from the Providence, Rhode Island post office and saved them with the Tucson items. These eight coils are artifacts of a hectic autumn and winter 2004-2005 researching the surfacing of an unprecedented variety of PNCs from the same stamp contractor (AP). (Recall the phosphor-tagged one?!)

My two Tucson singles, a P2222 and a plain one with backnumber, indeed *match the normal die cut of Ray’s P2222 strip*. (I asked Ray if he recalled the source of his strips; he replied that he received them recently in mint lots bought at face value.) It is possible that any reader who received 3785a strips from Tucson have this normal diecut type of P2222.

The “C over A” cross-section overlay on page 9 shows two material differences of 3785a to 3785, raising the question if Scott went far enough when it assigned 3785a for a ¼ gauge difference. *Both the design widths, and the diecut widths, differ.*

The design measure’s magnitude to me is in the ballpark, if not greater, than that of prior issues that received a major number (e.g., 2580/81, 2723/71, 2882/85). Scott should turn 3785a into 3785A for the general collector, and we PNC’ers can collect the two subtle diecuts of 3785A. – Ron Blanks

# Ashton Potter's 4-Sided Serpentine Die-Cut Types



**(A) P1111, die-cut "normal"**  
gauge 9.45 x 9.95-10  
Scott 3785, "only" P1111

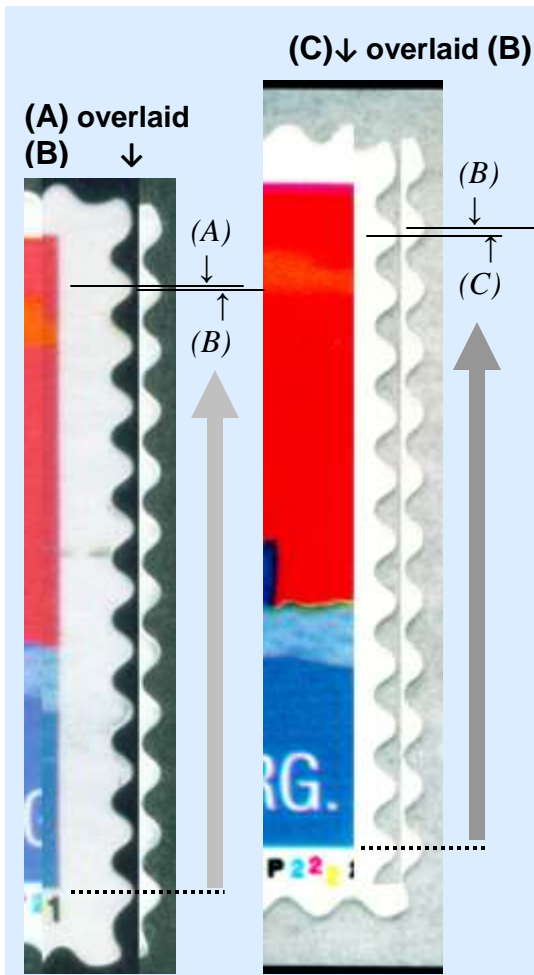


**(B) P2222, die-cut "wide-angle"**  
9.35 x 9.95  
Scott 3785a, only P2222



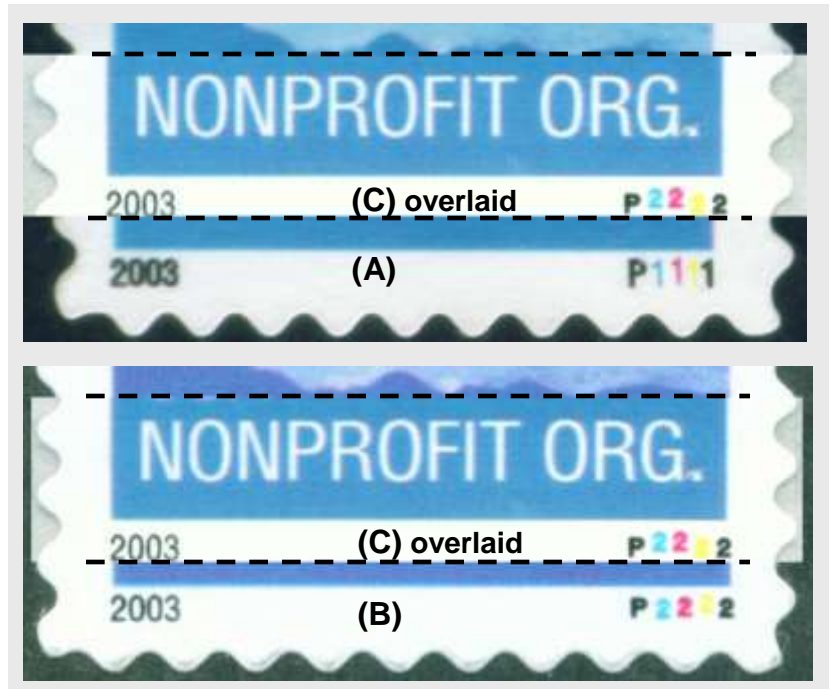
**(C) P2222, die-cut "normal"**  
9.4 x 10.1  
(new plate # to list for Scott 3785?)

Key to image frames:  = existing recognized types (A), (B);  = new type (C, this report)



**Guide to Closeups:** At left are two sets of right-side die cuts from above types to compare. In "A overlaid B," little difference is seen; Scott listed each based on their *horizontal* gauges (bottom diecuts below). In "C overlaid B," new type C differs from B, even more so noting where the last valleys fall (above the marks).

Below, cross-sections of C (with "Nonprofit org.") overlay A and B, respectively. Note two different kinds of width distinctions between C and A. The text explores the significance.




(from page 8, *Seacoasts*)

## AP's Coil-Look Large-Date Seacoasts Have Unlisted Differences

The subtle die-cut differences between the two AP #P2222 coils with large dates shown on page 9, otherwise considered Scott 3785a, are not the first ones reported among AP Seacoast coils. *The United States Specialist* carried a story about two Scott 3874s (September 2005, pages 423-425).

The novel discovery in that story is that these two-sided P2222 coils have two different die-cut patterns *and different widths* (from left-side valley to right-side valley). The wide-angle type ([1] below) measures near 21.4mm across. The normal type (<90 degree angle, [2]) is narrower, just over 21mm wide (call it 21.05).



To my knowledge, this was previously the only die-cut stamps pair of the same PNC known with such a width difference between them. In spite of that, Scott does not note this. The side gauges are practically the same, although one might find a .05 (1/20<sup>th</sup>) to .1 (1/10<sup>th</sup>) difference. (Soaked-and-dried examples can show such differences from unsoaked ones.) Scott 3874 is assigned to all *large-date* two-sided AP coils (not to be confused with yet another successor, the *small-date* “2003” coils from rolls having any of the numbers P3333 through P9999, Scott 3874a).

Before one returns to consideration of the present report in respect to the four-sided P2222s, one more point on the two-sided coils: When AP switched from large-date to small-date, it also used a normal die-cut pattern – but a 3874a stamp’s width is not the same as the above 21.05mm of a “normal” shape 3874. At 21.35 ([3]), it’s almost 21.4mm, similar to the large-date, wide-angle type.

## Update: PNC<sup>3</sup> Renewals

I thought it would be a good idea to let you know how the annual membership update cycle has been going this year. For the second year in a row we did something we had not done previously – putting the update form on both the November and December *Coil Line* wrappers, as opposed to only on the December wrapper. We also included a reminder in both issues of *Coil Line*. As a result, nearly half of you sent your dues in during November, which has eased the burden of trying to process them all in a single month. For that, I’m truly grateful.

Unlike last year, when many of you were unsure of your membership number to place on the renewal form, there were far fewer instances this year due to the fact that I wrote your membership numbers on your checks last year, and many of you checked the cancelled checks for that information.

This year I only wrote the membership numbers on checks where you were unsure of the number. If that happens to be you, please check your cancelled check and you’ll see the membership number I wrote there, usually at upper left. Please take the time to capture it now, while you’re thinking about it, for future reference. If you don’t have access to your cancelled check, you can always e-mail me to check on your membership number at [johnwhimes@yahoo.com](mailto:johnwhimes@yahoo.com). Having the membership number written on the form greatly speeds the processing of the dues input.

For those of you who sent a postage donation along with your membership form, rest assured that it will be utilized for mailing *Coil Line* in future months and greatly helps us reduce our operating costs. Thank you so much for your generosity.

So far, it looks like we’re doing great getting everyone to enroll on time – possibly as a result of the new, lower dues structure this year. But for those of you who forgot to enroll by December 31<sup>st</sup>, please send your payment in now, and please include the \$4.00 late fee. This is critical in order to avoid your removal from membership and missing the February 2015 *Coil Line*.

On a personal note, thank you for the many wonderful notes, kind words, and interesting PNCs and commemoratives you placed on your cover  
(please see page 11)

## Classified Ads

**PNC used singles**, used strips, MNH PS5s. Great prices! Guaranteed quality! No hassles! Visit <http://www.angelfire.com/ca5/HimesPNCs> or send LSASE for lists to John Himes, PO Box 453, Cypress, CA 90630-0453. Please specify what you collect. Or e-mail [johnwhimes@yahoo.com](mailto:johnwhimes@yahoo.com). Member 957L

\* \* \*

**CLASSIFIED AD** rates are 6¢ per word, with a minimum cost of \$3.00 per insertion.

(Only members may advertise in *Coil Line*.)

**PNC<sup>3</sup> members** are entitled to two free 50-word ads per year. (There is a 10¢ charge for each word over 50 with free ads.) Contact the editor to place an ad (see page 2).

### Mailing List Available

Rental of the club mailing list is available upon request. A one-time usage fee of \$50.00 includes preprinted address labels. Contact Richard Beecher, Secretary. Email: [richardlater@aol.com](mailto:richardlater@aol.com) or see page 2 for more contact methods.

(from page 10, renewals update)

envelopes. It was incredibly fun to see the interesting things you used to mail in your membership forms. Receiving these little stamp treasures made a tedious and time-consuming job a true joy!

Here's wishing you all a Happy New Year!

– John Himes, PNC<sup>3</sup> Treasurer

### **Coil Topics Index this issue...**

1¢ Bobcat, new s/a 10k planned.....	4
20¢ Cable Car, #2 PS5s as postage.....	5
Naphtha use on soakable coil.....	6
Current plate #s, roll sizes, etc.....	7
(5¢) Seacoast, AP s/a P2222 new die-cut.....	8
(5¢) Seacoast, AP s/a P1111.....	8
(5¢) Seacoast, AP s/a 2-sided types.....	8
25¢ Honeybee seam lines.....	12
3¢ Coffeepot, S2222 on-cover w/3 other coils..	12

## Display Advertising Rates *Coil Line*

• Full Page	\$ 100.00
• Half Page	\$ 80.00
• Third Page	\$ 65.00
• Quarter Page	\$ 45.00
• Sixth Page	\$ 35.00
• Eighth Page	\$ 20.00
• Back Cover	Add \$ 50.00
• Inside Cover	Add \$ 25.00
• Color Ad (for full page)	Add \$ 100.00
• Color Ad - Electronic Version	Add \$ 25.00

(Discounts available for multiple insertions.)

## Membership Update

### New Applicants

Michael D. Frechette (2266)  
62 Roast Meat Hill Rd  
Killingworth, CT 06419  
[wfrprs@att.net](mailto:wfrprs@att.net)

Peter Lirot (2267)  
17 Green Acres Dr  
Madison, CT 06443  
[plirot17@comcast.net](mailto:plirot17@comcast.net)

Names of applicants are published for review. A member who questions the suitability of a prospective member should contact the Membership Committee Chair Michael Conway with the objection ([mjconway@hotmail.com](mailto:mjconway@hotmail.com) or (203)268-5896.) Applicants are accepted as members one month following notice in *Coil Line* if no objection is made.

### Deceased

Gary G. Davis (6)  
Raymond D. Scruton (1644)

<b>Previous Membership Count</b>	<b>531</b>
<b>New Applicants</b>	<b>2</b>
<b>Deceased</b>	<b>-2</b>
<b>PNC<sup>3</sup> Membership Count</b>	<b>531</b>



**Member Dan Forgues reported in with these images of three used 25¢ Honeybee #2 PNCs he's found with seam lines.** *The left one shows parts of a line that Dan describes as: "Partial single color (blue) seam line on right side of stamp. Large round corner block tagging 19.8mm x 23.4mm. Scarce item found May 2013 in a large eBay lot."* *Dan describes the center stamp, apparently in Coil Line's print and digital editions showing only a fuzzy line, thusly: "Full two-color (red and blue) seam line on left side of stamp. Large round corner block tagging 19.4mm x 23mm. This is the normal #2 seam line. Not easy to find but doable."* [See closeup on the front page.] *Dan describes the stamp at right as: "Full four-color (red, blue, yellow and black) seam line on right side of stamp. Large square corner screen block tagging 19.2mm x 22.2mm. Scarce item found January 2014 on BidStart" [online auction site].*

*Dan ends his notes with, "Honeybee [Scott] 2281 coil information can be found in past Coil Line articles. February 1989 page 4 article by Al Cibulskas. January 2011 page 8 article by Robert Thompson. From the articles I learned that single-color seam lines are from the C press and multiple-color seam lines are from the D press."*

[The editor viewed these at size above on a display screen to prepare this page, and spotted an interesting anomaly – potentially a material "freak" or "oddity" for the "EFO" (errors, freaks, oddities) camp. Can you spot it? If so, and you have a theory or explanation for it, please report in. (No, it's not the bee.)]



Several mailings from a potential political candidate have been seen in 2014 that bore the same four water-activated gummed coils. None of the coils on the September, 2014 cover shown intact at left have numbers. A similar cover was delivered in August. Member Richard Matta in December found another one, partially shown at lower-left. The 3¢ is PNC #S2222 (closeup, below). Are four different coils on such covers a high-water mark?

