



# Coil Line



Journal of the PNC<sup>3</sup>  
**Plate Number Coil Collectors Club**

www.pnc3.org

American Philatelic Society Affiliate # 185

**August 2017**

Vol. 30, No. 8

Whole No. 350

**DONALD J. TRUMP**  
**NEW YORK CITY**



MAILER'S  
POSTMARK  
PERMIT  
4015



\*\*\*\*\*ECRWSS\*\*C-03B  
T136

Edward A Dinnick  
1251 Sheppard Ct  
Walnut Creek CA 94598-1335



**Cover of the Month**  
**See Page 78**

## Inside the *Coil*

President's Message . . . . .	Page 75	Happy Hunting . . . . .	Page 77
Letters to the Editor . . . . .	Page 75	Cover of the Month . . . . .	Page 78
Remembering Steve Esrati . . . . .	Page 76	PNC <sup>3</sup> Classifieds . . . . .	Page 78
Unlisted PMC Found . . . . .	Page 76	Error Corner . . . . .	Page 79
Precancel Permit Use: Problems and My Solution . . . . .	Page 76	Catalog Corner: Red Pears . . . . .	Page 80

# Coil Line

Journal of the Plate Number  
Coil Collectors Club (PNC<sup>3</sup>)

Published by: PNC<sup>3</sup>

ISSN: 1931-5112

**Editor:** Vickie Canfield Peters

vcanfieldp@gmail.com

**Print Edition Mailings:** Brian and Cory Snippen

snippenb@gmail.com

**Digital Edition Emails:** Frank Covey

ecoilline@comcast.net

## Advertising Rates (single insertion)

Full Page	\$100.00	Eighth Page	\$20.00
Half Page	\$80.00	Business Card	\$20.00
Third Page	\$65.00	Back Cover	Add \$50.00
Quarter Page	\$45.00	Inside Cover	Add \$25.00
Sixth Page	\$35.00	Color, full page	Add \$100.00

(For Color Ads, Digital Version only, Add \$25.00)

A check or money order, made out to PNC<sup>3</sup>, must accompany camera ready ads. Advertising copy must be submitted by the first of the month prior to the month of publication. Please send all copy to Vickie Canfield Peters, **Coil Line** Editor, 11911 E. Connor Road, Valleyford WA 99036.

Classified ad rates are six cents a word per issue with a minimum of \$3.00 per ad. Members receive two 50-word ads per year per member at no charge. There is a 10¢ per word cost for more than 50 words.)

All submitted material, including articles, are edited for inclusion in **Coil Line** and must be received by the first of the month prior to the month of publication.

**Coil Line reserves the right to edit copy as necessary.**

**Coil Line** is published monthly and is available digitally with annual member dues of \$14. A printed version of **Coil Line** is also available. To U.S. addresses, to receive printed edition add \$22 for First Class Mailing. To Non-USA addresses, add \$27 for mailing. Past print issues of **Coil Line** are available at \$2.50 per copy (quantities limited).

All material is copyright 2017. All rights reserved. Material in this publication may be copied or reproduced with acknowledgment to **Coil Line**. Opinions expressed by the authors and writers are their own and do not necessarily reflect those of the editor, publisher or membership of the Plate Number Coil Collectors Club.

All content, letters to the editor and advertising questions should be addressed to the editor. For mail delivery problems, contact the mailer below.

**Postal mailings prepared by:** Brian Snippen, PO Box 5542, Albuquerque, New Mexico 87185-5542. Email: snippenb@gmail.com. Phone: 505-404-1624.

Mailed from Zip Code 87185 on or near July 20, 2017.



Scott #1898A #1 (issued August 19, 1982) plate # 2

## PNC<sup>3</sup> Contacts

PNC<sup>3</sup> Website: [www.pnc3.org](http://www.pnc3.org)

Allan Clapp, Webmaster: email [webmaster@pnc3.org](mailto:webmaster@pnc3.org)

(For Coil Line-related matters, please see column at left for appropriate contact.)

## Elected Officers

Robert Thompson, **President**, 12431 Golden Thistle, Houston, TX 77058. email: [rthompson@pncvarieties.com](mailto:rthompson@pncvarieties.com) phone: 713-397-1772

John Himes, **Vice President**, PO Box 453, Cypress CA 90630-0453. email: [johnwhimes@yahoo.com](mailto:johnwhimes@yahoo.com) phone: 714-826-8552

Daniel Farrar, **Secretary**, 3386 Excalibur Circle NW, Canton, OH 44708, email: [farrard2@gmail.com](mailto:farrard2@gmail.com) phone: 330-477-6913

Mel Borofsky, **Treasurer**, 101 W. Sterling Way, Leesburg, FL 34788-2781, email: [melborofsky@comcast.net](mailto:melborofsky@comcast.net) 352-483-1408.

Gene Trinks, **Past President**, 16415 W. Desert Wren Ct, Surprise AZ 85374. email: [gctrinks@cox.net](mailto:gctrinks@cox.net) phone: 623-322-4619

Jill Ambrose, **At Large**, PO Box 54622, Cincinnati, OH 45254-0622. email: [jillambrose@zoomtown.com](mailto:jillambrose@zoomtown.com) phone: 513-231-4208

Tom McFarland, **At Large**, PO Box 756, Princeton Junction NJ 08550. email: [philatomic@verizon.net](mailto:philatomic@verizon.net) phone: 609-273-4103

**PNC<sup>3</sup> Catalog Committee:** Jill Ambrose, Frank Covey, Andy Jakes, Tom McFarland, Gene Trinks, Peter Tukker

**PNC<sup>3</sup> auctioneer:** Joe Sedivy

## Coil Line Production

**Editor:** Vickie Canfield Peters

**Digital Edition Producer:** Jill Ambrose

**Senior Consultant:** Gene Trinks

**Technical consultant:** Alan Thomson

**Contributing Writers:** John Himes, Robert E. Thompson, Bob Rabinowitz, Rob Washburn, Frank Covey, Doug Iams, Gene Trinks, Lynnette Wood, John Greenwood, Al Haake, Ron Blanks, Dan Fergues

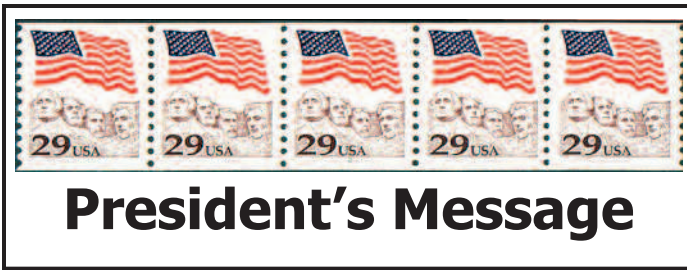
**Proofreaders:** John Himes, Michael Mules

**Printing:** State Wide Printing, Albuquerque NM

**Printed Distribution:** Brian and Cory Snippen

**Digital Edition Distribution:** Frank Covey

**Subscriptions:** Daniel Farrar



Webmaster Allan Clapp has completed the new pages for current members to renew and to sign up new members. The applications can be found under the "PNC3 Membership" tab on the left side of the home page.

These new pages allow you to use your PayPal account, so you can pay online. You do not need a credit card to set up an account, only a bank account. This will be great for the end of the year when you have forgotten to do your renewal. This will also be great for new members we sign up at the APS show in Richmond, Virginia. Although some sites charge a fee to use PayPal, there is no additional cost for using this service.

Speaking of the APS StampShow, we will hold our annual board meeting at 9 a.m. Saturday, August 5 in room E23a. The annual membership meeting is in the same room that afternoon at 1. I hope to see you there. We will also have a booth at the show, so stop by if you get a chance to introduce yourself or to say hi to some old friends.

As I mentioned in a previous article, we have stopped mailing our monthly journal, *Coil Line*, by bulk mail due to a drop in members interested in that service. All issues are now going out by first-class mail to those members who prefer hard copies. Please let me know if you are having problems with the deliveries of the journal.

Vickie Canfield Peters, our editor, has requested more articles for our monthly journal. So if you have any ideas, please get them to Vickie. The normal cutoff date is the first of each month.

Joe Sedivy, our auctioneer, is still accepting lots for our next auction. The cutoff date is August 15, 2017. Remember, you have to be current on your membership in order to bid on the lots, which will probably be in the October issue of *Coil Line*.



### Request for More Frequent Updates

I notice you always include a plea for articles for *Coil Line*. One feature that is very useful to coil collectors is the chart for recent plate numbers, roll sizes, etc. The last time this chart appeared in *Coil Line* was in the December 2016 issue. To go seven months without an update is too long.

This helpful chart, updated frequently, is a ready reference aiding collectors in their search for and study of coil stamps. It usually takes a full page to display all the data. I would like to see this chart return at least every other month if at all possible. Perhaps the catalog committee or a volunteer could be responsible for providing this info to you when needed.

This is my idea that will help you get data for publication while providing valuable info to members. Please give it some consideration. I hope something can be worked out.

Ed Wigger  
PNC<sup>3</sup> #188

### Caution Suggested

About the report in the July issue of a Flag over Porch with a "purple" machine cancel "with both purple and black ink in the cancel" that "looks like the purple ink contaminated the black ink," I would suggest caution. It is a machine cancel and it is purplish, but it MIGHT not be the same purple ink used to produce the original PMCs.

Besides the question of why a post office would still have some of that purple ink nearly 15 years after they were supposed to stop using it, I wonder if it wasn't just a bad batch of black ink. The black inks I am familiar with are really just virtually black and aren't entirely neutral in color. If you thin them, they don't become gray, but rather they start to show a color shade.

Doug Iams  
PNC<sup>3</sup> #625

# Welcome!

If you are a new *Coil Line* reader, we're glad you're here! Now in our 30th year, PNC<sup>3</sup> is a community of stamp collectors specializing in United States' plate number coil issues.

The first PNCs were issued in 1981 and our club was founded in February 1988. *Coil Line's* first issue was published in May of that year and serves (along with other club literature) to inform collectors on the many aspects of PNCs. Studies include scarce numbers, varieties, printing methods, market values, PNCs on mail and more.

Thank you for visiting and we hope you'll come back often!

# Remembering Steve Esrati

Gene Trinks

I recently was reading a (not so) recent issue of *Linn's* (Sept. 26, 2016, to be specific) and noted an article about the passing of Stephen G. Esrati on August 18, 2016, at the age of 89. Since I don't believe there was any mention of his death in this publication, I thought it appropriate that I review his role in the early days of PNC collecting and his influence in the origins of PNC<sup>3</sup>.

Steve was an early collector and researcher into the newly developed PNC phenomenon as it began to take hold in 1981 and 1982. He founded the Plate Number Coil Study Group in 1984, an assemblage of some 20 PNC enthusiasts who really got PNC collecting off the ground. It was a closed group, each member having an assignment to do with a particular aspect of PNC collecting, such as plate flaws, paper types, etc. They were a network that located post offices having different plate numbers available in the early years.

At the time, dealers didn't stock PNCs. Many didn't know that it wasn't good to strip rolls into line pairs, so much of the earliest potential stock was lost. Even when PNCs became known as a legitimate collectible, the early consensus was to strip rolls into PNC strips of three, so early strips of five are relatively uncommon, thus commanding a premium in price.

Steve's influence was a major factor in the establishment of the Plate Number Coil Collectors Club (PNC<sup>3</sup>). At the annual American Philatelic Society show (Stampshow) in Chicago in 1986, a meeting of the Plate Number Coil Study Group was held that was open to the public. Steve answered requests to join the study group with the statement that the group was closed to new members, but suggested that there was a real need for PNC collectors to form their own group.

A similar meeting was held in August 1987 at Stampshow in Boston and again Steve suggested the need for a collector group specializing in PNCs. At that meeting, I volunteered to establish such a club and recruited others to assist. Thus a working group of about 15 set about to form what is now our own PNC<sup>3</sup>. In February 1988, a published article in *Linn's* brought an enthusiastic response and we had well over 100 members by June of that year. This tremendous growth resulted in APS waiving its normal two-year waiting period and we were approved for affiliate status (#185) by August 1988. This became official on March 11, 1989, according to Ken Lawrence in *Linn's Plate Number Coil Handbook* published in 1990.

Steve edited the *Catalog of Plate Number Coils*, a publication of the Plate Number Coil Study Group, with annual

editions from 1985 through 1989, and published a monthly newsletter called *The Plate Number* (TPN) for many years. Copies can be found on our website.

The PNC collecting fraternity and PNC<sup>3</sup> owe Steve a great deal of gratitude for his untiring efforts on our collective behalf. RIP.

---

## Unlisted Purple Machine Cancel Found

Dan Forgues

I found another unlisted purple machine cancel: 1898A 4¢ Stagecoach #2. I was counting out a mixture lot to list on eBay. I always look at each stamp and throw out any with damage. There in my hand, so close to being listed for almost nothing, was this unlisted 4¢ Stagecoach #2 with purple machine cancel.

Now for the rest of the story.

I already had the Stagecoach #4 with PMC. The #4 is listed on the club web site. I've had the #4 for more than 20 years. I put



both the #2 and the #4 side by side under my SW UV light before I scanned the stamps for this article. To my surprise, the #4 has the very dramatic "prairie fire" tagging. I didn't know that. The second scan shows both stamps photographed under short wave ultraviolet light.

---

## Precancel Permit Use: Problems and My Solution

Dan Forgues

Many coil strip collectors buy strips of 100 or full rolls to get PS5, PS7 or even longer strips for their collection. The remaining stamps are then used as postage. This works great for normal stamps. Precanceled or service inscribed coils can only be used if you have a "Precancel Permit."

These permits are free from your local post office and there are rules for permit use. You can find and print the permit form #3615; instructions and rules are on the PNC<sup>3</sup> website. The permit information is found from the Reference tab.

I took the completed form and instructions to my local post office. I was the first at that post office to apply for

a precancel permit and the instructions were a big help to my postmaster. I was issued Forest Falls CA permit #001. This was about four years ago and for most mailing the permit worked great.

I have had no problems using any of the many precanceled and service inscribed stamps on first-class envelopes. The rules are to put the correct amount of postage using any combination of stamps. Write your permit number under the stamps. Write your complete return address. Last, but most important, is to hand the mailing to the postal clerk at the post office where the permit is on file. The postal clerk is required to hand cancel the stamps.

The only inconvenience is that I can only mail the items when the post office is open. I have also mailed out of country putting \$1.15 in precanceled and service inscribed stamps and my permit number with no problems, often with thanks for the stamps used from the receiving collector.

I have had many problems with priority large envelopes and boxes. They leave my small local post office and get through the area San Bernardino Distribution Center just fine. Many have gone across the country to within 30 miles of being delivered then were sent back to the San Bernardino Distribution Center. Because Priority Mailing includes tracking, I can see all this taking place as I get tracking notifications.

The very worst was last December when a Christmas present for my son took 17 days and three cross-country trips before being delivered on January 5. On the third trip the package came all the way back to Forest Falls and my postmaster put a note on it that the postage used was correct.

What I think was happening was that a postal employee was sending the packages back because they did not know that the stamps were approved for use with a permit.

I have heard of others having this same problem when using their permits on packages. I have solved this problem by adding a note just below my permit number. I write just under the stamps "Precancel Permit #001" and just below that I write "Per DMM 604.3.5." This seems to have worked and I have had no delays with the eight priority boxes I have mailed this year. The last priority medium flat rate box I mailed took \$13.60 in postage. I used 52 25¢ stamps and 12 5¢ stamps; all were service inscribed. The stamps covered part of the front and all of one side. It was a great way to use up those stamps.

Applying for a precancel permit is easy and you can start using those precanceled and service inscribed coils that are just laying around.

**Questions about your subscription?  
Contact PNC<sup>3</sup> Secretary  
Daniel Farrar at [farrard2@gmail.com](mailto:farrard2@gmail.com)**



## In The Beginning

I passionately collected coins, stamps and baseball cards in my youth. I'd buy mission mixtures, add what I needed to my collection and sell the commemoratives for about 35¢ per hundred through *Linn's*. I was the youngest of 12 children. Money was always tight and I put most of what I did have into my collections.



I always wished I could be a coin dealer. I didn't think it possible to make enough money in stamps to survive. I sold my stamp collection to help with college expenses and gave it up until my later 20s.

In the 1980s, Dennis Chamberlain placed a buy ad in *Linn's* classified section. He was paying a premium for current coils with certain plate numbers: my first hunt began.

I had a friend who worked for a non-profit organization and I told him about the premiums being paid for PNCs. I could get rid of mint postage through the organization on mail to Canada, but precancels were a problem. The non-profits I could use, but other ones I could not. I started to build a stock of PNCs to sell.

I found that Chamberlain would buy my PNCs, but only in limited quantities. I wanted to sell more than a few, so I began to advertise in *Linn's* myself.

I was an eighth grade teacher then at a small rural school in southern Illinois. Accumulating a stock of coils would take time and money. All profits were put back by buying more coils. Through my ads, I came to know many collectors and stamp hunters from across the country.

One with the greatest impact was D. John Shultz. He was one of the best at the time. We would trade quantities of certain numbers that we needed and he often increased my knowledge. He told me I could take excess postage back to the post office in exchange for mint stamps. There was a 10 percent discount, but that helped tremendously with the precancel material. My stock escalated greatly and I could now search for all coil stamps with the better numbers.

Next month: "The Beauty of Being Left Alone."

# Coil Line Cover of the Month

DONALD J. TRUMP  
NEW YORK CITY



MAILER'S  
POSTMARK  
PERMIT  
4015



\*\*\*\*\*ECRWSS\*\*C-038  
T136



Edward A Dimnick  
1251 Sheppard Ct  
Walnut Creek CA 94598-1335

Michael Mules provided this PNC cover, mailed in 2006 from Donald Trump of 230 Park Ave, New York. This cover has a dated MPP (Mailable Postmark Permit) and the 10c Atlas with PNC V33333. The inset is an enlargement of the plate number.

## Coil Line Classifieds

**RETIRING** and selling PNC collection. Valued at \$4,000, sell for \$2,500. Reasonable offers considered. Egrets V2121VP, V3221PV, V3221VP; Mountain V333342 RC; Atlas V13222, V12111; F/P 89899. Eugene B. Paul, 7017 York Road, Abbotstown PA 17301. 9/17

\*\*\*

**WANTED:** Western AirLetter (including Burlington, American Express and PRIDE) material. FDCs, press sheets, pads of stamps, commercial usages, test mail, autographs, errors, sketches, proofs, artwork, promotional items, AirLetter Lists and newsletters. Robert Thompson, 12431 Golden Thistle, Houston, TX 77058. rthompson@pncvarieties.com or 713-397-1772. 9/17

\*\*\*

**PNC VARIETIES:** 2017 new price list with over 100 PNCs, PS5 or greater. No standard PNC. Color, tagging, reins, buggy whips, extra lines, etc. Many never seen or offered. Send 49c SASE. Dr. Robert Rabinowitz, 37-CL Stanwick Place, Stamford CT 06905. Telephone 203-325-2312 or email rabincoils@aol.com 8/17

\*\*\*

**25C SPECTRUM** V11111, V11112 or P1111 PS13 \$9.50; 10c Stars & Stripes PS7 S111 or B111 \$3.40; 10c Pear PS5 S1111111 or B111111 PS5 \$2.75; PNC Dealer offers New Issue service in used PNCs and mint PNC specializing in BNs. Michael B. Lipson, mblipton@hotmail.com. 19365 Cypress Ridge #612 Lansdowne VA 20176. Website:

[www.angelfire.com/sd2/coilnumber/WebMain.html](http://www.angelfire.com/sd2/coilnumber/WebMain.html) 8/17

\*\*\*

**USED PNCs** on and off cover. Our new eight-page list #16-3 of Used PNCs is yours free. We also have a free new 33-page list of MNH PNCs, Booklets, Booklet Panes, many by plate number and position. Specify which list is wanted. Vic Collinino, PO Box 300-P, Stratham, NH 03885-0300 or email your name and address to vimco@comcast.net. 9/17

\*\*\*

**PNC USED** singles, used strips, MNH PS5s. Great prices! Guaranteed quality! No hassles! Visit <http://www.angelfire.com/ca5/HimesPNCs> or send LSASE for lists to John Himes, PO Box 453, Cypress, CA 90630-0453. Please specify what you collect. Or email johnwhimes@yahoo.com 12/17

Splices and the 4¢ precanceled Stagecoach (1898Ac) is this month's subject. When a flaw is found in the web of stamps during production, the inspector marks the affected area with whatever is handy. Sometimes it is a razor, black marker, ink, etc.

The bad portion is cut out and tape rejoins the web. The tape can be clear, green, red, on one side or both. Occasionally, the printing can even be over the tape. The perforator is lifted so the perforating pins are not damaged by the extra thickness. Therefore, imperforates are made. This portion, intended to be excised, is supposed to be disposed of.



Figure 1




Figure 2

However, the imperf section continues to be processed into rolls and a sweep of the hand by an employee is used to scoop the error rolls off the assembly line to be destroyed. Obviously, some are missed.

The 4¢ precancel was an early issue. The finder cut the stamps apart with no understanding of what collectors would prefer later. It appears there were possibly three or four plate numbers of each with all #5 plates being nicely centered (Figure 1) and all #6 miscut with the plate number near the top (Figure 2). The examples include the only piece in a strip of four.

**Joe Sedivy is taking auction lots for the fall 2017 sale through Tuesday, August 15. The auction consignment sheet is found on this month's wrapper. Consignments will only be accepted from members in good standing.**



Figure 3

What is more interesting is trying to piece together what this original roll looked like. A transition piece (Figure 3) shows the strip going from a #6 misperfed to imperf, but with nice centering from top to bottom. Figure 4 is an imperf spliced piece that goes from nicely centered to off centered. There is also an imperf spliced piece that is poorly centered on both sides (Figure 5). Try putting these pieces together in a single roll that makes sense. Both splices have clear tape and could have been together.




Figure 4



Figure 5

Where is a nicely centered #6 or poorly centered #5? I have never seen either.

## My Apologies

The wrapper on the printed copy of the July issue of *Coil Line* contained an auction bid sheet instead of a consignment sheet. The consignment sheet appeared on the digital version and can be found on the website. This month's wrapper contains the consignment sheet on both the printed and digital versions. I apologize for the error.

*Vickie Canfield Peters*  
Editor


# Catalog Corner with Frank Covey



A new 10 cent Red Pears was discovered in April 2017. It carries a B111111 plate number indicating it is a Banknote Corporation of America product. The Red Pears image was first released in January of 2016 with an S111111 plate number (PNC ID 2016-1).

The B111111 plate number repeats every 27th stamp.

The stamp is tagged and mounted on a liner that is higher than the stamp itself. "USPS" is microprinted near the stem of the left red pear. There is a tagging stripe on the right edge of the stamp two left of the plate numbered stamp.



The key to finding this coil is to find a 10K Red Pears coil with "Produced by BCA" on the brown label. Neither Scotts publishing nor USPS will recognize this as a new issue. However the Plate Number Coil Collectors Club has assigned PNC ID 2017-5 to this issue.

**10¢ Red Pears (BCA) (SA)  
Plate B111111  
PNC ID 2017-5**

Five digit back numbers occur every 10 stamps on the back of the liner with the highest back numbers on the outside of the roll. As shown below, both top and bottom back numbers exist. All the back numbers are five digits in length. Of the two contract printers, only BCA still has top and bottom back numbers on their coils. When purchasing a 10K roll, it's not possible to tell whether a particular roll has top or bottom back numbers.



Attach lot here

## Auction # 57 -- Plate Number Coil Collectors Club Consignment Sheet

(Photocopy this page. A separate sheet is required for each lot.)

**\*\*\* August 15, 2017 is Auction Consignment Deadline \*\*\***

**Please Note:** Auction Lot fee is 10% of hammer price (minimum 50¢ per lot), and a 50¢ lotting fee for each UNSOLD lot (all fees deducted from the sale proceeds).

- 1) Keep this entire page intact and attach only one lot in its own glassine with tape on the top half (do not use staples). I understand that this might not be possible for longer strips.
- 2) LIMIT YOUR CONSIGNMENT TO 25 LOTS, please.
- 3) As I find that there is no totally acceptable definition of a commercial cover, all covers will be listed as either "First Day Covers" or "Other Covers." There will be no exceptions.
- 4) If you do not state a minimum bid, your lot(s) will go to the highest bidder regardless of the price(s) realized.
- 5) Bidding increments are: \$0.25 to \$4.75 -- 25¢; \$5.00 to \$9.50 -- 50¢; \$10.00 to \$49.75 -- \$1.00; \$50.00 to \$97.50 -- \$2.50; \$100.00 to \$495.00 -- \$5.00; \$500.00+ -- \$10.00

---

**OWNER IDENTIFICATION** Preferred E-mail address: \_\_\_\_\_

Name \_\_\_\_\_ PNC3 Number \_\_\_\_\_

Address \_\_\_\_\_

City \_\_\_\_\_ State \_\_\_\_\_ Zip Code \_\_\_\_\_

Phone: Day \_\_\_\_\_ Evening \_\_\_\_\_

---

Scott # \_\_\_\_\_ Minimum Bid (see rules above) \$ \_\_\_\_\_

Description of material:

---

It is assumed that all mint material is never hinged, with undisturbed gum, sound perfs, etc. If otherwise, please note under "Faults" below. Used materials are assumed to be unhinged with sound perfs, etc. If otherwise, please note under "Faults."

(For COTTRELL issues, please grade both design centering and line centering.)  
Centering – Overall for non-Cottrell issues or Cottrell designs (see grading notes)  
(Circle one) Ave F F/VF VF XF S

Centering (line) Cottrell issues only (Circle one)  
Ave F F/VF VF XF S  
Faults (describe below)

**If my lot does not sell . . .**  
Please return it to me  
Please hold it for the next auction

---

**SEND TO: PNC3 Auctions, c/o Joe Sedivy, P. O. Box 410602, Chicago, IL 60641**  
EMAIL: PNC3auctions@aol.com