

Coil Line



Journal of the PNC³
Plate Number Coil Collectors Club


www.pnc3.org

American Philatelic Society Affiliate #185

September 2018

Vol. 31, No. 9

Whole No. 363



Coincidental PNCs. See Page 89

Inside the *Coil*

President's Message	Page 87	Coincidental PNCs on FDCs	Page 89
PNC ³ Meeting at SESCAL	Page 87	PNC ³ Classifieds	Page 94
Miscut Leader Strip Found	Page 87	Membership Update	Page 94
Letters to the Editor	Page 88	John Greenwood's Error Corner	Page 95
22¢ Flag #3 'Erie Blue'	Page 88	Beyond the Numbers	Page 96

Coil Line

Journal of the Plate Number
Coil Collectors Club (PNC³)

Published by: PNC³

ISSN: 1931-5112

Editor: Vickie Canfield Peters

vcanfieldp@gmail.com

Print Edition Mailings: Brian and Cory Snippen

snippenb@gmail.com

Digital Edition Emails: Frank Covey

ecoilline@comcast.net

Advertising Rates (single insertion)

Full Page	\$75.00	Eighth Page	\$12.00
Half Page	\$40.00	Business Card	\$12.00
Third Page	\$30.00	Back Cover	Add \$37.50
Quarter Page	\$20.00	Inside Cover	Add \$20.00
Sixth Page	\$15.00	Color, full page	Add \$75.00

(For Color Ads, Digital Version only, Add \$20.00)

A check or money order, made out to PNC³, must accompany camera ready ads. Advertising copy must be submitted by the first of the month prior to the month of publication. Please send all copy to Vickie Canfield Peters, **Coil Line** Editor, 11911 E. Connor Road, Valleyford WA 99036.

Classified ad rates are six cents a word per issue with a minimum of \$3.00 per ad. Members receive two 50-word ads per year per member at no charge. There is a 10¢ per word cost for more than 50 words.)

All submitted material, including articles, are edited for inclusion in **Coil Line** and must be received by the first of the month prior to the month of publication.

Coil Line reserves the right to edit copy as necessary.


Coil Line is published monthly and is available digitally with annual member dues of \$12. A printed version of **Coil Line** is also available. To U.S. addresses, to receive printed edition add \$22 for First Class Mailing. To Non-USA addresses, add \$27 for mailing. Past print issues of **Coil Line** are available at \$2.50 per copy (quantities limited).

All material is copyright 2018. All rights reserved. Material in this publication may be copied or reproduced with acknowledgment to **Coil Line**. Opinions expressed by the authors and writers are their own and do not necessarily reflect those of the editor, publisher or membership of the Plate Number Coil Collectors Club.

All content, letters to the editor and advertising questions should be addressed to the editor. For mail delivery problems, contact the mailer below.

Postal mailings prepared by: Brian Snippen, PO Box 5542, Albuquerque, New Mexico 87185-5542. Email: snippenb@gmail.com. Phone: 505-404-1624.

Mailed from Zip Code 87185 on or near August 20, 2018.



Scott #2256 (issued August 12, 1988) plate # 2

PNC³ Contacts

PNC³ Website: www.pnc3.org

Allan Clapp, Webmaster: email webmaster@pnc3.org

(For Coil Line-related matters, please see column at left for appropriate contact.)

Elected Officers

Tom McFarland, **President**, PO Box 756, Princeton Junction NJ 08550. email: philatomic@verizon.net phone: 609-273-4103

John Himes, **Vice President**, PO Box 453, Cypress CA 90630-0453. email: johnwhimes@yahoo.com phone: 714-826-8552

Daniel Farrar, **Secretary**, 3386 Excalibur Circle NW, Canton, OH 44708, email: farrard2@gmail.com phone: 330-477-6913

Mel Borofsky, **Treasurer**, 101 W. Sterling Way, Leesburg, FL 34788-2781, email: melborofsky@comcast.net 352-483-1408.

Robert Thompson, **Past President**, 12431 Golden Thistle, Houston, TX 77058. email: rthompson@pncvarieties.com phone: 713-397-1772

Jill Ambrose, **At Large**, PO Box 54622, Cincinnati, OH 45254-0622. email: jillambrose@zoomtown.com phone: 513-231-4208

Lynnette Wood, **At Large**, PO Box 183, Deer Harbor WA 98243. email: PNCsAreCool@gmail.com

PNC³ Catalog Committee: Jill Ambrose, Frank Covey, Andy Jakes, Tom McFarland, Gene Trinks, Peter Tukker

PNC³ auctioneer: Joe Sedivy

Coil Line Production

Editor: Vickie Canfield Peters

Digital Edition Producer: Jill Ambrose

Senior Consultant: Gene Trinks

Technical consultant: Alan Thomson

Contributing Writers: John Himes, Robert E. Thompson, Bob Rabinowitz, Rob Washburn, Frank Covey, Doug Iams, Gene Trinks, Lynnette Wood, John Greenwood, Al Haake, Ron Blanks, Dan Forgus


Proofreaders: John Himes, Michael Mules

Printing: State Wide Printing, Albuquerque NM

Printed Distribution: Brian and Cory Snippen

Digital Edition Distribution: Frank Covey

Subscriptions: Daniel Farrar



President's Message

From the immediate past president, Robert Thompson:

Since this is the first of September, this is my final president's column for **Coil Line**. I want to thank everyone who has helped me and the club over the past four years. I will remain on the board as the past president. I hope everyone will do what they can to help Tom McFarland, the new president, and the rest of the PNC³ officers going forward. They will all need your help. Thank you.

* * *

From the current president, Tom McFarland:

As I begin my term as your president, I would first like to thank the outgoing board for their service for the last two years, especially Past President Gene Trinks who has tirelessly supported the club in many roles since the very beginning. I also want to welcome new member-at-large Lynette Wood to her first term as a board member, as well as all the other board members who are continuing in their current positions. Thanks again to Gene for chairing the nominating committee for this year's election.

I was born and raised in Philadelphia but have lived in New Jersey since 1977. I graduated from St. Joseph's University with a degree in accounting. I've spent the last 40-plus years as an IT professional, a career from which I plan to retire in the fall. My primary roles have been as a business systems analyst and software developer. Although I've frequently worked with newer technologies, most of my software development work has been on mainframe applications (yes, they're still around).

As I mentioned in my pre-election candidate information, I'm always interested in ways to improve the club and promote PNC collecting. I welcome any member suggestions to help achieve those goals. Given my IT background, I'm especially interested in recommendations relating to our web site.

Although I'm writing this in late July, by the time you read it, StampShow 2018 will be in the past. As in previous years, the club had a booth at the show and I hope to have met many of you there. The club booth has always been a good place to meet other members and talk about all things PNC. StampShow is also the venue for the annual board and general membership meetings. I'll report on both of those meetings in the next issue of **Coil Line**

PNC³ Meeting at SESCOAL in October

John Himes

PNC³ club members and guests meet Saturday, October 13, 2018 at the SESCOAL 2018 Stamp Exhibition. This is a wonderful get-together for those of us who live in the greater Los Angeles area or for those who will be traveling to the show. SESCOAL takes place at the Ontario Convention Center, 2000 E. Convention Center Way, Ontario, CA 91764. It is open Friday through Sunday, October 12-14. The PNC³ Club Meeting is scheduled from 10 a.m. until noon in Meeting Room 105.

This year's meeting is hosted by club members Dan Forgues and John Himes. Door prizes will be given and we should have enough to assure that everyone attending goes home with a nice item. Donations of door prizes by PNC³ club members and dealers are appreciated and will be duly acknowledged.

Several informative talks are being prepared for the meeting. Dan, in particular, is preparing another one of his great talks. This time he'll be concentrating on "Purple Machine Cancels on Plate Number Coils." You won't want to miss this informative session. There will be plenty of time for club members to ask questions about their PNCs, as well as time for trading extra material at the end of the meeting.

Visitors to the meeting are always welcome. Admission is free. Full information on the show is available at www.sescal.org.



Miscut Leader Strip Found

Doug Iams writes:

A roll of the 5158 Flag (BCA version) was found with a miscut leader strip while the stamps were not miscut. Please excuse the low quality image as it is a scan of a photocopy."



Letters to the Editor



December 1992 **Coil Line.**
David Schwartz

More About Toledo Brown #1
Cross-contamination of colors in the stripes of the intaglio printed flag stamps is common and has occurred on all

Another Toledo Brown #1

I read the small article by Rabinowitz in the August 2018 **Coil Line** about his theory on Toledo Brown #1s. He is incorrect in as much as I have a PS5 of TB #1 (SC2523c) that has NO HEAVY bottom flag stripe as claimed in the article that ALL TB #1s have this anomaly. My strip has the additional variety of the top of George Washington's head partially unprinted at top.

Shown is the copy of the 2523c #1. Note the top of George's head. This same strip appeared on Page 199 of the

intaglio printed flag stamps. It is caused by poor plate wiping. When it is severe enough it is of interest to EFO collectors.

As a first line of defense before going to the cost of getting a cert, a buyer of a potential Toledo brown #1 should compare the location and shape of the 1 with a normal #1 strip as well as comparing the color of the 1 with the color of the rest of the Toledo brown strip.

Doug Iams

22¢ Flag #3 'Erie Blue'

Dan Forgues

The 22¢ Flag "Erie Blue" color error is known on plate #4. This error is hard to find because of it's rarity and it's dark blue, almost black, color.

A few years back a 22¢ Flag #3 "Erie Blue" came up for sale on eBay. I had never heard of one so I had to bid and see if it was real.




Figure 1



Figure 2

of the #3 "Erie Blue." This overlay helps you see the blue in the "Erie Blue" stamp.

This is the only 22¢ Flag #3 "Erie Blue" of which I am aware. Members should search their holdings for others.

Looking for
Something?
Check out the
Classifieds!

Figure 1 shows the stamp on piece dated January 28, 1986. Figure 2 is a cut normal stamp used in the third image (Figure 3).

The cut stamp is overlaid on the right side



Figure 3

You can help increase
the bottom line.
Invite a friend to share
your hobby.

Coincidental PNCs on FDCs



Figure 1

3¢ Conestoga Wagon (Scott 2252), strip of 7 plus single on FDC. Plate “1” is barely visible on the center stamp in the strip (above the first “S” of “ISSUE” in the close-up).

Ron Blanks

We sometimes pick up items not for our own collections, but for good trading material. Over time I accumulated a few first-day covers (FDCs) with coils bearing a plate number. These were tag-alongs in lots or covers priced inexpensively alongside others I acquired. So it might be fun to spotlight what I call “coincidental PNCs on FDCs.”

Disclosure: I do not collect first-day covers (FDCs) nor know much about that collecting field. My comments are open to some fun at my expense if knowledgeable readers respond to revise or expand on them. It’s the warmest part of the year, too hot to take on more research.

Next, in the course of making images, I noticed some things here and there that remind me of questions and answers on “Antiques Roadshow.” Be forewarned . . . I have mostly questions.

What is a “coincidental PNC on FDC?” By example, note that souvenir pages have been available from the U.S. Postal Service since the mid-1970s as a new-issue program for U.S. adhesive postage, bearing stamps with their respective first-day cancellations. When plate-numbered coils came along in 1981, it was coincidence that a subscriber received a page with one of the numbered coils from a roll.

FDCs are prepared by collectors and dealers, so one


might think that selection and placement of numbered coils would figure into FDC preparation. But, that assumes the one handling coils to place on covers cares about plate numbers.

In the first few years, perhaps 1981-1983, few collectors were even cognizant of the plate numbers as a separate collectible specialty area so the numbers were often ignored.

In noticing FDCs with PNCs that “happen” to be there, they fell into two types. One is an FDC of the coil itself in which it seems the PNC was not of interest. The other type seems more coincidental, as it was added to make up a postal rate on the FDC of another stamp. We discuss only PNC coil FDCs at present.

Figure 1 shows a 1988 PNC FDC that does not appear coincidental, for comparison. The plate number is hard to see and might have been overlooked sometimes when the cover changed hands.

Figure 2 shows a June 25, 1981 FDC of the second Transportation series coil issued, the 17¢ Electric Auto. This



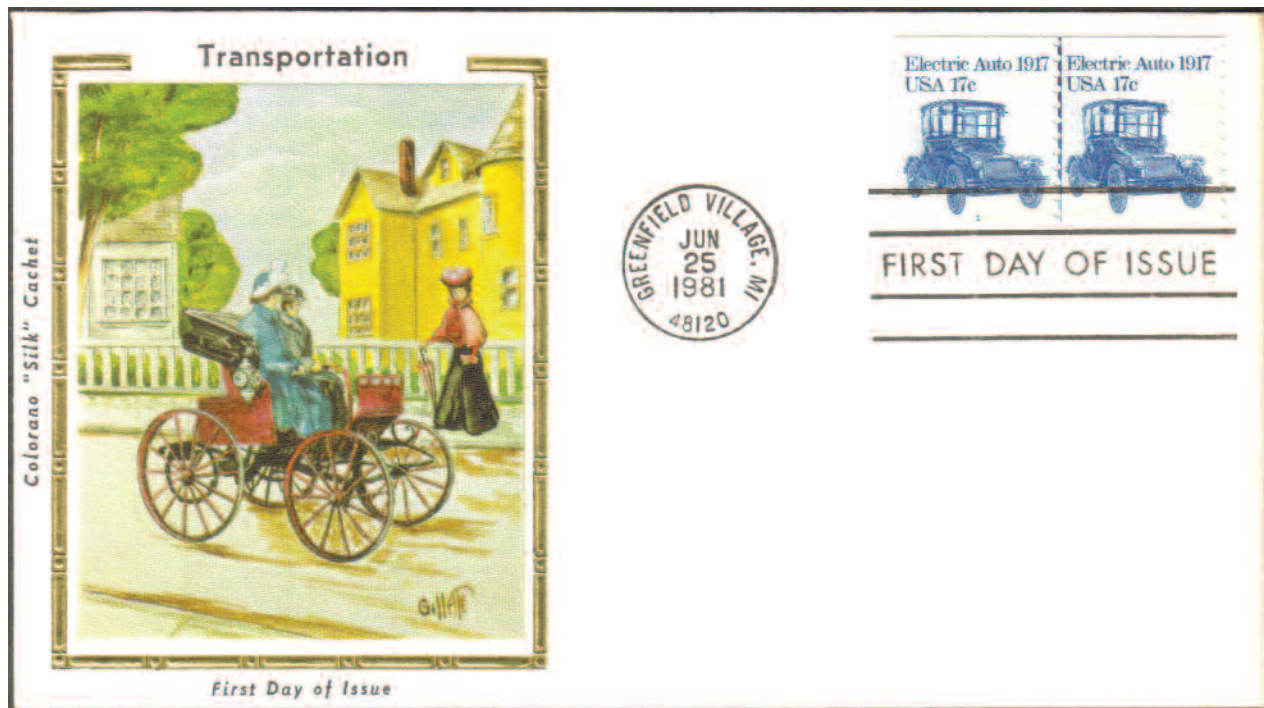


Figure 2

17c Electric Auto (Scott 1906), joint line pair on FDC. Plate 1 was along for the ride, as collectors for over six decades favored "line pairs" for collecting coil examples.

FDC and a cousin in Figure 3 each has a line pair, a coil collecting format for decades before 1981 when plate numbers started to be added below each design along the right edge of coil plates. The line came from ink collecting in one of two joints between a pair of intaglio line-engraved plates curved to mount on a press cylinder. Hardly anyone was collecting plate numbers in 1981, so the numbers are on a few more FDC pairs mainly due to favored joint line examples.

For PNC collectors, some numbers turn out scarcer

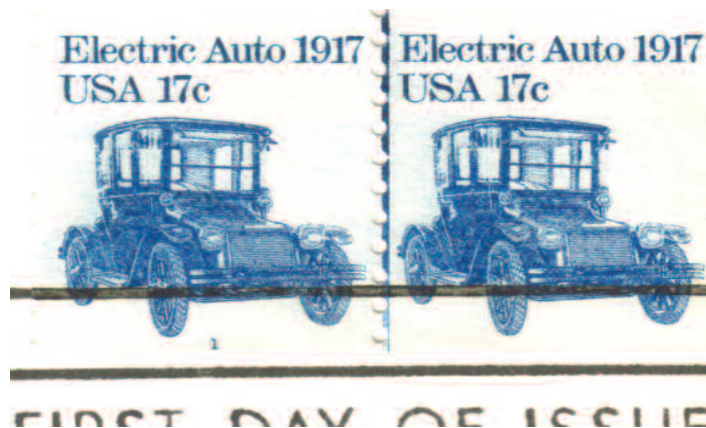


Figure 3

17c Electric Auto (Scott 1906), joint line pair on FDC with plate 2 at left.

Inset

Dial portion of cancels on FDCs in figures 2 (left) and 3 (right). Few FDCs are actually canceled on-site or on the first day of issue.




Figure 4
9.3¢ Mail Wagon (Scott 1903), strip of three on FDC. Last coil shows plate 2.




Figure 5
3¢ Handcar (Scott 1898), strips of four and three on FDC (plus other stamps attached later). Upper-left stamp has plate 2.

than others. For FDC fans, some cachets (the artwork away from the stamp) are sought after more than others. For PNCs on FDC fans, these and other factors raise the choices to collect. Figures 2 and 3 show FDCs of the same coil, but with different numbers, different cachets and even different cancels.

The inset in Figure 3 is an enlargement of the cancel dials. Most FDCs are mass produced away from the first-day site and canceled later. Do those actually canceled on-site on

the first day command a premium value? Are there clues to tell which ones were so prepared, like the specifics of the cancel?

Figure 4 shows a Dec. 15, 1981 FDC of the 9.3¢ Mail Wagon. In-






Figure 6

4.9¢ Buckboard (Scott 2124), with plate 3 on fourth stamp in top row (obscured by cancel).

Interestingly, the strip of four has plate number 2 on the last stamp, whose right edge has the joint line. Evidently this FDC preparer did not consider including a line pair in the strip of four, never mind centering it. Today's favored format of a strip of five with number centered was still years away. The address sticker seems to be a peelable type that was left on. If this was a rare PNC FDC, would its value be increased if the sticker was removed? Could a removal be successful at modest cost?

Figure 5 depicts a March 25, 1983 FDC of the 3¢ Handcar. The first two coils in the top row comprise a line pair with plate 2 on the first stamp. Here we see a potential clash ahead shortly after 1983 when the plate-strip-of-5 format became most favored. The preferred small-cover size with the standard Colorano "Silk" cachet's size only accommodate a maximum strip of four.


I don't know if this number is rare or valuable on FDC, but assume that it is. Would additional stamps not part of the first-day issue detract materially from its value? Partially covering up the first-day cancel with what is essentially a sticker seems especially inappropriate. Another stamp was added on the reverse, also train-themed. I was under the impression that thematic sets like this were to be arranged on an FDC before cancelation. The additional stamps are positioned to also receive part of the cancelation(s). This cover appears to be a late amateurish attempt to accomplish this.

The last cover in this group is shown in Figure 6, a June 21, 1985 FDC of the 4.9¢ Buckboard. By 1985 it seems

that a strip of five would be chosen with the plate number centered, but it's not the case here. As FDC of a PNC it seems blemished by the fact that a cancel line completely obscures the "3" plate number. Also, the precancel pair is too far away from the strip of five to be partly touched by the FDC cancel.

Then again, the precancels might have been added after the fact. One wonders if the plate number in this case was even of interest in 1985. I only noticed it because of the joint line. Interestingly, this is one of the last issues to be printed by a pair of curved plates. Many more-modern presses use seamless cylinder sleeves that do not print seam lines.

Even if you do not collect PNCs on FDCs, the questions raised here give an idea of factors that can affect the value or desirability of FDCs for collecting or trading purposes.



Coil Line is YOUR Magazine

**We need YOUR articles to make it
the best it can be!**

**SPECIAL SALE
GIL MATTOX COLLECTION**

PRICES REDUCED 25%

These lots are left over from the Gil Mattox sale offered in the June and July Coil Lines. The prices are now reduced 25% and most are now priced at about 50% of catalog value. The listed items are one of a kind. Scans of items are available upon request. First come, first served. Please email John Himes at johnwhimes@yahoo.com or leave a message at 714.826.8552 to reserve your items. Do not send payment until you receive notification that your lots are reserved. Please mail payment to John Himes, P.O. Box 453, Cypress, CA 90630-0453.

The following strips are MNH OG PS5s unless otherwise noted.

Scott #	Plate #	Description	Price
1891	1	VF	\$48.50
1891	2	XF	\$13.00
1891	3	PS3, F-VF	\$15.00
1895	4	VF	\$130.00
1895b	14	VF	\$13.50
1900	3	VF Line VF	\$85.00
1900	5	VF Line XF	\$48.50
1907	4	XF, Line XF	\$18.50
1908	1	XF, Line XF	\$24.50
1908	6	XF, Line XF	\$8.25
1908	11	XF, Line VF	\$24.00
2005	3	F-VF, Line F-VF	\$18.00
2115a	3	XF	\$17.00
2115	14	F-VF	\$13.50
2280a	1	XF	\$9.00
2915A	87888	Perfs 11x10, XF	\$8.25
2915A	13211A	Peak/Valley, VF-XF	\$22.50
2915C	66666	Peaks 11x12, VF-XF	\$9.00
3208A	22222	Round Shoulder Die Cuts, No Back #, XF	\$11.00
3228	555	Square Shoulder Die Cuts, No Back #, XF-S	\$9.00
3770	V12111	S, Back # Middle Position 4	\$22.50
O135	1	XF	\$17.00
O139	1	XF-S	\$15.50

The following are Precancel Strips with the Indicated Gap Positions and are MNH OG PS5s unless otherwise noted.

1900a	3	VF Line VF No Gap	\$9.00
1900a	3	F-VF Line F-VF Gap 1 1/4L	\$37.50
1900a	5	VF Line VF Gap 1 1/2L	\$90.00
1901a	3	VF Line VF No Gap	\$22.50
1901a	4	F-VF Line F-VF No Gap	\$21.00
1903a	3	F-VF Line F-VF No Gap	\$123.50
1903a	3	F-VF Line F-VF Gap 1R	\$15.00
1903a	4	F-VF Line F-VF Gap 1R	\$15.50
1903a	8	XF Line XF Gap 2L	\$112.50
1904a	1	XF Line XF No Gap	\$22.50
1904a	1	F-VF Line F-VF No Gap	\$20.00

1904a	2	XF Line S No Gap	\$22.50
1904a	2	F-VF Line F-VF Line Gap	\$11.25
1904a	2	F-VF Line F-VF Gap 1R	\$22.50
1906a	3A	F-VF Left to Right, Plate # 100% on Top, Line F-VF Line Gap	\$7.50
1906a	4A	F-VF Left to Right, Plate # 100% on Top, Line F-VF Line Gap	\$7.50
1906a	6A	F-VF Line F-VF Gap 2L	\$5.00
1906a	3B	XF Line XF No Gap	\$26.00
1906a	4B	VF Line VF No Gap	\$26.00
1906a	5B	XF Line XF Line Gap	\$16.50
1906a	5B	F-VF Line F-VF Line Gap	\$13.50
1906a	5B	S Line XF Gap 1L	\$16.50
1906a	5B	F-VF Line F-VF, Plate # 100% on Top, No Gap	\$300.00
1906a	6B	XF Line XF Line Gap	\$16.50
1906a	6B	VF Line VF Line Gap	\$15.00
1906a	6B	XF Line S Gap 1L	\$16.50
1906a	5C	S Line XF No Gap	\$30.00
1906a	7C	S Line XF No Gap	\$30.00
1906a	5BA	XF Line XF Line Gap, Plate # a Bit Low	\$26.00
1906a	5BA	XF Line XF Gap 1L	\$37.50
1906a	6BA	XF Left to Right, Line XF, Line Gap, Plate # almost touches bottom	\$22.50
1906a	6BA	VF Left to Right, Line S, Line Gap, Plate # almost touches bottom	\$18.75
1906a	6BA	XF Line XF Gap 1L	\$37.50
1906a	4A	PS10, XF Line XF, Gap 5R	\$5.25
1906a	5AB	PS9, XF Left to Right, Line XF, Plate # almost touches bottom, Gap 4R	\$67.50
1906a	6AB	PS9, F-VF, Line F-VF, Gap 4R	\$67.50
2124a	5	PS8, VF Line F-VF, Row 4 Double Gap CMV 3R	\$187.50
2124a	6	PS8, VF Line F-VF, Row 4 Double Gap CMV 3R	\$187.50

The following are Used Singles (PS1s)

1891	6	S	\$220.00
1904a	3	VF	\$93.50
1904a	3	F-VF, Line Gap Visible	\$82.50
1904a	4	VF, Line Gap Visible	\$112.50
1904a	4	F-VF, Line Gap Visible	\$97.50
1906a	5B	F-VF	\$9.00
1906a	5C	F-VF	\$24.00
2890	A4435	XF	\$93.50
2915A	78777	VF, Peaks 11x10, 4 peaks trimmed a bit short @ Left	\$75.00
2915A	87888	XF, Peaks 11x10	\$10.00
2915A	88898	F-VF, Peaks 10x10	\$60.00
2915A	89899	F-VF, Peaks 10x10	\$93.50
2915A	99899	F-VF, Peaks 10x10	\$10.50
2915A	99899	F-VF, Peaks 10x10	\$10.50
2915A	99899	F-VF, Peaks 11x10	\$30.50
2915A	99899	F-VF, Peaks 11x10	\$30.50
2915A	99899	F-VF, Peaks 11x10	\$30.50
2915A	78777A	F-VF, Peak/Valley	\$7.50
O139	1	XF	\$11.00

The following are unique lots, as described.

8 mostly different coil singles, mostly with no plate #s (1 has a plate #) with back #3000, from end of roll. All are MNH OG. Face value \$5.17. Some are trimmed close on one end due to being end of roll. \$7.50

38 mostly different coil singles, mostly with no plate #s (2 have plate #s) with back #10000, from end of roll. All are MNH OG or MNH SA. Face value \$7.44. Some are trimmed close on one end due to being end of roll. Very few people have access to this many roll-ends. \$15.00

8 mostly different coil singles, mostly with no plate #s (2 have plate #s) with back #0000. All are MNH OG or MNH SA. Face value \$2.41. Some are trimmed close on one end due to being end of roll. \$7.50

A strip of 5 of Scott #2904B, no plate #, with back #0000 in position 3 (middle). \$3.75

The following are PNC EFOs, and are MNH PS5s unless otherwise noted.

1897	5	F-VF, Line F-VF, Gripper Crack @ 1R	\$3.75
1899	3	XF, Line F-VF, Tagging Error, Wave-like Tagging on Bottom, Untagged Top	\$7.50
1903	3	F-VF, centered high with Gripper Crack @ Bottom, 1R	\$15.00
1906	3	F-VF, Line F, with Plate # 100% on Top	\$3.75
2115	2	F-VF, Tagging Shifted 9mm Right	\$3.75
2115a	3	F-VF, Bluish Stripes on Flag, Blue Inking Anomaly	\$22.50
2115a	5	XF L to R, # touches @ Bottom, Dome on Fire @2L, Red Inking Anomaly	\$15.00
2124	3	XF, Line XF, Smudged Ink @ 1L, 1R, 2R	\$1.75
2124	4	XF, Line XF, Smudged Ink Across Top of Strip	\$1.75
2124	4	XF, Line XF, Badly Smudged Ink Across Middle of Strip	\$3.75
2124	4	F-VF, Line F-VF, with Short Buggy Whip Plate Crack @ 1L	\$6.00
2124	4	VF, Line VF, with Short Buggy Whip Plate Crack @ 1L	\$6.50
2124	4	XF, Line XF, with Short Buggy Whip Plate Crack @ 1L	\$7.00
2124	4	XF, Line XF, with Short Buggy Whip Plate Crack @ 1L	\$7.00
2124	4	VF, Line VF, with Buggy Whip Plate Crack @ 1L	\$6.25
2124a	2	PS7, XF L to R, # 50% on Top, 50% on Bottom, Heavily Overinked w/ Ink Splotching and Double Gap CMV @ 2R	\$7.50
2124a	2	PS7, XF L to R, # 40% on Bottom, No # on Top (Row 1), Double Gap CMV @ 2R	\$4.50
2124a	4	XF, Line VF, Line Gap, with Buggy Whip Plate Crack @ 1L	\$6.25
2124a	4	XF, Line XF, Gap 2L, with Buggy Whip Plate Crack @ 1L	\$13.50

2128	1	XF, Line XF with Full Plate # @ Bottom and 50% Plate # @ Top	\$3.00
2128a	1	VF, Gap 2L, Low Entry of Plate # with No Plate # Showing on Strip	\$3.75
2128a	1	F-VF, Gap 2L, Line F-VF with Full Plate # @ Bottom and 50% Plate # @ Top	\$3.00
2128a	1	XF, Line XF, Line Gap, with Full Plate # @ Bottom and 60% Plate # @ Top	\$3.00
2130	1	Strip of 8, Plate # Pos 3, VF, with "Artillery Shell" CPV @ 3R	\$6.00
2134	3	PS7, F-VF, Line AVG, with Chill Roller Doubling	\$3.75
2225	3	S, with Light Surface Tagging Error	\$18.50
2225	3	S, with Light Surface Tagging Error	\$18.50
2281	1	F-VF, with Light Yellow Blotches in Frames from Dirty Offset Blanket	\$7.50
2602	A11111	S, with Broken Yellow 1 CPV	\$5.25
2602	A11111	S, with Broken Yellow 1 CPV	\$5.25
2602	A22113	S, with Broken Yellow 1 CPV	\$5.25
2602	A22113	S, with Broken Yellow 1 CPV	\$5.25
4597-601	NONE	XF-S, No Number Imperforate Strip of 5 in Scott Catalog Order (RARE!)	\$150.00

Membership Update

as of August 1, 2018

New Member

Wm. Andrew Pinkley 2378
7244 Cedar Lane Drive
Germantown, TN 38138
andrewputk@comcast.net

Membership at Beginning of Month	436
New Members	1
Membership at End of Month	437

Coil Line Classifieds

BOOKLETS / Booklet Panes price lists featuring plate numbers and varieties. Choose 1) Conventional 2) Makeshift 3) Self-adhesive. Doug Iams, PO Box 4123, Santa Rosa CA 95402, dougiams@comcast.net 3/19

* * *

LET VARIETY be the spice of your collection." 2124a "Buggy Whip" set of three PS5 LG, 1L and 2L for \$30. No number pair of 2904B scarce 9/10 V/V die-cut \$35. 3271b Tagged error PS5 "Missing blue 1" \$25. Al Haake, 84 Laurie Court, Germantown, IL 62245. e-mail alhaake@hotmail.com 618-523-4716. 12/18

* * *

USED PNCs on and off cover. Our new eight-page list #17-1 of Used PNCs is yours free. We also have a free new 33-page list of MNH PNCs, Booklets, Booklet Panes, many by plate number and position. Specify which list is wanted. Vic Collinino, PO Box 300-P, Stratham, NH 03885-0300 or email your name and address to vimco@comcast.net 3/19

* * *

PNC USED singles, used strips, MNH PS5s. Great prices! Guaranteed quality! No hassles! Visit <http://www.angelfire.com/ca5/HimesPNCs> or send LSASE for lists to John Himes, PO Box 453, Cypress, CA 90630-0453. Please specify what you collect. Or email johnwhimes@yahoo.com 12/18

* * *

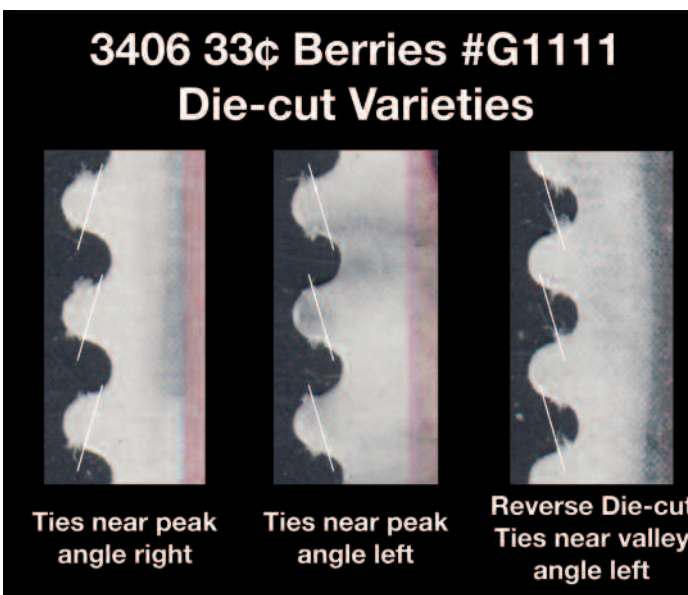
SALE: Fill in your collection. 2115b 22¢ Flag wide tagged PS5. Prices are for F/VF. Add 20% VF and 40% XF if preferred: 1) #8 \$50; 2) #18 \$15; 3) #20 \$15; 4) #22 \$75. Al Haake, 84 Laurie Court, Germantown IL 62245 or send me email at alhaake@hotmail.com 618-523-4716 11/18

* * *

Correction

The illustration of the die-cut varieties in Dan Forgues' article, "Another Incision Variety Found," (August 2018 **Coil Line**) was incorrectly labeled.

This is the illustration with the proper labeling.



Regional Meeting Hosts Sought

Several members have made it a habit to promote meetings in their areas. New meetings are encouraged as a way to share your hobby and enjoy the fellowship of like-minded collectors.

For information about hosting a meeting, contact regional meeting chairman Tony Bruno, PO Box 624, East Lyme CT 06333-0624 or email tbbee@aol.com.

PNC³ meeting notices are advertised at no charge in the newsletter. Please submit details to the editor three months in advance of the meeting.

Imperforate 20¢ Consumer Education PNC (Scott # 2005a)

Concluding my examination of the Cottrell Transportation imperfs, I want to talk about the other imperf Cottrells. This would be Scott #2005a. This set of stamps, #1 to #4, was not popular with its plain design but it is interesting to imperf collectors.

The imperf #1 and #2 are quite common with a Datz value of \$750 but can be found for less (strips of fewer than 6 are much less). The #3 and #4 are priced at \$1,750 but with only two known sets (one roll — 2 sets). In addition, the #3 and #4 were found in a single roll with the plate numbers miscut nicely near the center of the stamp. The #1 and #2 were found miscut with numbers on top but the #1 is partially cut.

Years after finding these materials, out of nowhere,

I found a very interesting item in *Linn's Stamp News*. A major dealer had some 500-plus items described for sale. The listings took two or three full pages. The very last item was an imperf Consumer Education #2 with partial plate number on top and bottom and spliced with tape to blank paper. I bought it (\$15) and found a large portion of the numbers were present. It can be seen in the photo that it is a little larger than an ordinary size coil. An additional photo is an attempt to show the imperf splice to blank coil paper.

Anyway, this is the last of the Cottrell imperfs. Anyone interested in talking about imperfs, please contact me at jgdds@aol.com.



Looking to Recycle Coil Strips?

PNC³ welcomes donations of mint postage, including presort coils.

Send donations to:
Brian Snippen,
PO Box 5542,
Albuquerque NM
87185-5542.



Beyond the Numbers

Lynnette Wood

Reader Feedback


It is time to again thank the readers who have sent feedback on Beyond the Numbers articles. I always appreciate getting feedback, especially when it results in more accurate or more complete reporting.

For instance, Bob Novak wondered why I omitted the "B" which represents BCA in the March 2018 article entitled "2B or not 2B: The Code Decoded." Well, it was not intentional, but given the title of the article, it was certainly unfortunate! BCA stands for Banknote Corporation of America. The Midnight Angel coil (Scott #3018) issued in 1995 is an example of a BCA-produced stamp. This coil stamp has one plate number: B1111.



B 1111

There is an interesting bit of history associated with this stamp. The coil stamp and its booklet pane cousin, Scott #3012, were intended as the traditional design for that year. When the design was released to the public, a *Washington Post* article accused the United States Postal Service of removing Christ from Christmas. In response, the USPS quickly produced a Madonna and Child stamp, thus continuing a tradition of Madonna and Child stamps ongoing for almost three decades and continues to this day.



Hans van Gils responded to the October 2017 article entitled "When is a PNC also a PMC?" about purple machine cancels. He reported an exciting new discovery: a pre-

viously unrecorded purple machine cancel on one of the transportation coils, Scott #1901 with plate number 3. Thanks to Hans for sharing this information and for including the scan of his discovery.

Thanks also to Vic Collinino who shared some "sputterings" about purple machine cancels and wondered if I knew of any price lists for PMCs. I don't, but if anyone else does, please let me know and I will publish the information.

Thanks again for the helpful input and for sharing your discoveries. Email messages to me at PNCsAreCool@gmail.com are always welcome and I enjoy getting them so please keep sending them!

Early Deadline

The deadline for the October issue of *Coil Line* has been moved up to August 25. The editor is planning an east coast road trip in early September and needs to complete the magazine before leaving on vacation.

Coil Line Display Advertising Rates

(per insertion)

Full Page	\$75
Half Page	\$40
Third Page	\$30
Quarter Page	\$20
Sixth Page	\$15
Eighth Page	\$12
Business Card	\$12
Back Cover	Add \$37.50
Inside Cover	Add \$20
Color ad (full page)	Add \$75
Color ad (electronic version)	Add \$20

(Frequency discounts available)

Want to read about it?

Then write about it!

Coil Line is YOUR journal.

Send an article to the editor today.