

Our 32nd Year

Coil Line



Journal of the PNC³
Plate Number Coil Collectors Club

www.pnc3.org

American Philatelic Society Affiliate #185

September 2019

Vol. 32, No. 9

Whole No. 375



PNC Commercial Covers

See Page 92

Inside the *Coil*

President's Message	Page 91	PNC Classifieds	Page 98
Commercial Covers	Page 92	Member Update	Page 98
Beyond the Numbers	Page 96	Recent PNC Issue Info	Page 99
Back Numbers on 2004-3	Page 97	Catalog Corner	Page 100
PNC ³ Meeting Set for SESCAL	Page 98		

Coil Line

Journal of the Plate Number
Coil Collectors Club (PNC³)

Published by: PNC³

ISSN: 1931-5112

Editor: Vickie Canfield Peters

vcanfieldp@gmail.com

Print Edition Mailings: Brian and Cory Snippen

snippenb@gmail.com

Digital Edition Emails: Frank Covey

ecoilline@comcast.net

Advertising Rates (single insertion)

Full Page	\$75.00	Eighth Page	\$12.00
Half Page	\$40.00	Business Card	\$12.00
Third Page	\$30.00	Back Cover	Add \$37.50
Quarter Page	\$20.00	Inside Cover	Add \$20.00
Sixth Page	\$15.00	Color, full page	Add \$75.00

(For Color Ads, Digital Version only, Add \$20.00)

A check or money order, made out to PNC³, must accompany camera ready ads. Advertising copy must be submitted by the first of the month prior to the month of publication. Please send all copy to Vickie Canfield Peters, **Coil Line** Editor, 11911 E. Connor Road, Valleyford WA 99036.

Classified ad rates are six cents a word per issue with a minimum of \$3.00 per ad. Members receive two 50-word ads per year per member at no charge. (There is a 10¢ per word cost for more than 50 words.)

All submitted material, including articles, are edited for inclusion in **Coil Line** and must be received by the first of the month prior to the month of publication.

Coil Line reserves the right to edit copy as necessary.


Coil Line is published monthly and is available digitally with annual member dues of \$12. A printed version of **Coil Line** is also available. To U.S. addresses, to receive printed edition add \$22 for First Class Mailing. To Non-USA addresses, add \$27 for mailing. Past print issues of **Coil Line** are available at \$2.50 per copy (quantities limited).

All material is copyright 2019. All rights reserved. Material in this publication may be copied or reproduced with acknowledgment to **Coil Line**. Opinions expressed by the authors and writers are their own and do not necessarily reflect those of the editor, publisher or membership of the Plate Number Coil Collectors Club.

All content, letters to the editor and advertising questions should be addressed to the editor. For mail delivery problems, contact the mailer below.

Postal mailings prepared by: Brian Snippen, 1010 Blue Sage Rd NE, Rio Rancho NM 87144. Send email to: snippenb@gmail.com. Phone: 505-404-1624.

Mailed from Zip Code 87185 on or near Augusty 20, 2019.



Scott #2255 plate # 3 (# discovered circa September 1989)

PNC³ Contacts

PNC³ Website: www.pnc3.org

Allan Clapp, Webmaster: email webmaster@pnc3.org

(For Coil Line-related matters, please see column at left for appropriate contact.)

Elected Officers

Tom McFarland, **President**, PO Box 756, Princeton Junction NJ 08550. email: philatomic@verizon.net phone: 609-273-4103

John Himes, **Vice President**, PO Box 453, Cypress CA 90630-0453. email: johnwhimes@yahoo.com phone: 714-826-8552

Daniel Farrar, **Secretary**, 3386 Excalibur Circle NW, Canton, OH 44708, email: farrard2@gmail.com phone: 330-477-6913

Mel Borofsky, **Treasurer**, 101 W. Sterling Way, Leesburg, FL 34788-2781, email: melborofsky@comcast.net 352-483-1408.

Robert Thompson, **Past President**, 12431 Golden Thistle, Houston, TX 77058. email: rthompson@pncvarieties.com phone: 713-397-1772

Jill Ambrose, **At Large**, PO Box 54622, Cincinnati, OH 45254-0622. email: jillambrose@zoomtown.com phone: 513-231-4208

Lynnette Wood, **At Large**, PO Box 183, Deer Harbor WA 98243. email: PNCsAreCool@gmail.com

PNC³ Catalog Committee: Jill Ambrose, Frank Covey, Andy Jakes, Tom McFarland, Gene Trinks, Peter Tukker

PNC³ auctioneer: Joe Sedivy

Coil Line Production

Editor: Vickie Canfield Peters

Digital Edition Producer: Jill Ambrose

Senior Consultant: Gene Trinks

Technical consultant: Alan Thomson

Contributing Writers: John Himes, Robert E. Thompson, Bob Rabinowitz, Rob Washburn, Frank Covey, Doug Iams, Gene Trinks, Lynnette Wood, John Greenwood, Al Haake, Ron Blanks, Dan Forgus

Proofreaders: John Himes, Michael Mules

Printing: State Wide Printing, Albuquerque NM

Printed Distribution: Brian and Cory Snippen

Digital Edition Distribution: Frank Covey

Subscriptions: Daniel Farrar

President's Message

Tom McFarland



The annual PNC³ Board and General Membership meetings were held on August 3 at APS StampShow in Omaha, Nebraska. Our club had a booth at the show where members could meet and discuss PNCs. Almost three dozen members signed in over the four days of the show. The booth also gives us an opportunity to explain PNC collecting, answer questions for others who stop by and to recruit new members, five of whom applied during the show.

At the board meeting, a resolution was passed to keep the annual dues the same for 2020. We are able to continue the current dues schedule as the treasurer's report shows we are in good financial health with a small surplus for the past year and an account balance sufficient to manage expected expenses. The board also voted to continue the practice of holding the annual club meetings in conjunction with StampShow, so next year's meetings will be held in Hartford, Connecticut on August 22, 2020.

In other business, the Catalog Committee plans to publish three new documents before the end of the year: an updated Illustrated Glossary, a new section of Forever Flags covering issues from 2014 through 2018, and an updated precancel gap list. Watch for ordering information in **Coil Line**. Also, the Bylaws Committee will be proposing some updates that will need to be voted on by the membership. More details will be in the next issue of **Coil Line**.

There were 19 members present at the general membership meeting. In addition to a review of the actions completed at the board meeting, the floor was opened to general discussion of other topics, not the least of which was the complete unavailability of coil stamps from the U.S. Postal Service counter at the show. While it has been some time since large coil rolls have been sold at shows, there were not even rolls of 100 of current coil stamps available for purchase in Omaha.

Requests to the USPS management present were fruitless. Some of us discussed the situation with Ken Martin from the APS staff who suggested we write to the APS to express our concerns and APS would then take the issue up with the USPS. We intend to go forward with Ken's recommendation and hopefully get some positive action by the USPS for future shows.

The general membership meeting concluded with the usual awarding of door prizes. Thanks to Dave Cobb of Newport Harbor Stamp Co., and to Richard Beecher for providing the prizes. Also thanks to Carol Covey, Mary Jakes and Linda McFarland for staffing the club booth during the meetings.

Last month I mentioned that two members would be exhibiting at the show. I'm pleased to report that Tim Lindemuth was awarded a Large Gold for his 20-cent *US Flag of 1981* exhibit and Robert Thompson earned a Large Vermeil for his 25c *Honeybee – From Design to Usage* exhibit. Robert's exhibit also garnered the PNC³ President's Award.

Tim also had an exhibit on the Big Horn Sheep booklet that earned a Large Vermeil, and a literature exhibit of the story of the 17c Electric Auto-20c US Flag splice that appeared in two issues of **Coil Line** earlier this year. That spliced item is now included in Tim's 20c Flag exhibit and the story was awarded a Large Gold in the literature competition. Congratulations to both Tim and Robert.

Accessing the Members Area of the PNC³ Website (pnc3.org)

New club members receive a welcome message inviting them to access the website. New members should follow the link in the email.

- Choose a UserID and Password and entering both into the resulting webpage.
- Record the UserID and Password for future access.
- When three green check marks and the words "Passwords Match" appear, click on the "Activate Account" button.

Existing members who have not yet followed this process or are having access issues should send email to webmaster@pnc3.org.

Provide a phone number and contact time and the webmaster will make contact to get access set up or resolve other issues.

PNC³ Regional Meeting Hosts Sought

Several members have made it a habit to promote meetings in their areas. New meetings are encouraged as a way to share your hobby and enjoy the fellowship of like-minded collectors.

For information about hosting a meeting, contact regional meeting chairman Tony Bruno, PO Box 624, East Lyme CT 06333-0624 or email tbbee@aol.com.

PNC³ meeting notices are advertised at no charge in the newsletter. Please submit details to the editor three months in advance of the meeting.

Commercial Covers

with Rob Washburn

Installment #138



Figure 1

A Few Interesting PNC Covers

The certified cover in Figure 1 was recently purchased on the internet. It has a 2/2/84 Prince Georges, MD black machine cancel. Coils were used to pay the 37¢ first-class, two-ounce rate (paid by a 20¢ Flag/Supreme Court coil and a 17¢ Electric Auto (Type A) Precancel #6 PNC), and three 25¢ Paul Revere coils, I believe they are the dull gum

versions, paid the 75¢ certified mail fee. All 17¢ Electric Auto Precancel PNC commercial covers are pretty tough to find. This usage, with a plate #6 Type A Precancel, is especially difficult to find, with only three known commercial covers. This one is the earliest known usage.

I recently acquired the cover in Figure 2 with a 1¢ Tiffany Lamp (2008) #S11111 for my upcoming exhibit of usages of U.S. coils issued from 2000-2009. It was surprisingly



Figure 2




Figure 3



Figure 4

difficult to find. The 2003 version of the 1¢ Tiffany Lamp is very common, but it took me a decade to finally get the 2008 version on a commercially used cover.

Initially, I thought it was the 2003 version, as I could not read the “8” of the “2008” due to the cancellation going right over the copyright date. Luckily, the 2008 version has microprinting while the 2003 version does not, and upon closer inspection, the “USPS” microprinting was found confirming it is the 2008 version!

Next, we have two recently issued PNCs on cover prepared by PNC³ member Mike Lipson, both tied by cancels prior to their official issue date. The (55¢) Star Ribbon #B111 (Figure 3) had an official first day of issue date of 3/22/19, yet the one in Figure 4 is tied by a 3/19/19 cancel,

three days early. The (35¢) Coral Reef #P11111 was issued officially on 3/29/19, but the one shown below has a 3/27/19 cancel date, two days early.

Mailing List Available

The club mailing list can be rented. A one-time usage fee of \$50 includes preprinted labels.

Contact secretary Daniel Farrar
farrard2@gmail.com
for more information.



Figure 5

Last, but not least, is the unusual “First Day Cover” in Figure 5 (unfortunately not in color) with a 25¢ Flag/Yosemite #2 (block tagged). It is canceled in error by a 5/6/88 “First Day of Issue” cancel that is the first day of

issue for the 25¢ Flag and Clouds definitive stamp issue (Scott #2278). The FDC date for the 25¢ Flag/Yosemite #2 (block tagged) is actually 5/20/88!

Coil Line Procedures and Deadlines

Deadline

Deadline for the receipt of articles, letters, advertising and news is the first of the month preceding the month of publication. For example, we need everything for the November issue by October 1, everything for the December issue by November 1, everything for the January issue by December 1 and so on.

The preferred method of receiving copy is via an email attachment. Please send as an MS Word document. We also welcome compact discs (CDs). Hard copy is acceptable but must be rekeyed so electronic submission is preferred.

All submissions are subject to editing for length, clarity and content. Every effort is made to retain the facts without changing the meaning or thrust of the article.

Illustrations

The most effective way to transmit illustrations is electronically. They should be TIFF or JPEG. Anything that needs enlarged, for example plate numbers or microprinting, should be scanned at 2400 dpi; covers and items running actual size should be submitted at 300 dpi. They can be sent on CD and we can retrieve copy and illustrations from electronic copy if provided the correct routing. Do not embed illustrations in a Microsoft Word document, but attach separately to an email. Word sets parameters not recognized by Adobe Photoshop, my photo program, and I am unable to produce the best quality illustrations from Word.

Questions can be directed to editor Vickie Canfield Peters by emailing vcanfieldp@gmail.com or by writing to her at 11911 E. Connor Road, Valleyford WA 99036. The telephone number is 509-991-5376.

Your attention to, and compliance with, these procedures and deadlines assures the best quality we can achieve. Thank you for your support of, and contributions to, **Coil Line**.

PNC VARIETY PRICE LIST ALL NH

Assembled over 35 years of handling PNCs

1. 1899 4c Stage: comma over 6 on # stamp, VF-XF	\$10	33. 2281 "Bee" #2 Seam Line 1L type 2D PS5 XF-S	10
2. 1900a 5.2c Sleigh: red dot over "h" # stamp; red dot over "g" on 1R stamp. No GAP XF-S	13	34. 2281 "Bee" #2 Seam Line 2R PS8, 3R PS9 XF-S	each 10
3. 1900a 5.2c Sleigh" crack thru plate #2 PS5 XF-S No GAP.	10	35. 2281 "Bee" #2 Seam Line 4L PS10 F-VF	10
4 1900a 5.2c Sleigh apostrophe at 3R perfs gap 5R PS11	12	36. 2281 "Bee" #2 "Seam Line 5L PS11 XF-S	13
5. 1901a 5.9c no # miscut: GAP 5L PS11 XF-S	15	37. 2281 "Bee" #2 Seam Line 1R #2 80+% into design PS7 VF-XF	10
6. 1903a 9.3c #4, TYPE II paper shows GAP at 3L PS5 XF-S	10	38. 2281 "Bee" #2 #2 90% into design PS5 XF-S	8
7. 1903a 9.3c 5,6 GAP 3L HASH MARK 3R XF-S PS12	each 12	39. 2281 "Bee" #2 #2 completely into design PS5 VF-XF	13
8. 1904 10.9c 1,2 Lighter Purple color, XF-S	each 10	40. 2464 23c Lunch #4 2 dots at bottom of # stamp PS5 XF-S	8
9. 1904a 10.9c #2 DROP TRANSER at 1L XF-S GAP 4L PS10 XF-S	13	41. 2464 23c Lunch dot to right of "NIGHT" on Wagon # stamp PS5 XF-S #4	8
10. 1904a 10.9c 1,2 Misperf beteen "0" 1890 GAP 4R PS10	each 10	42. 2464 23c Lunch #4, dot to below USA 1R stamp PS5 XF-S	8
11 1906 3,4A #s totally on top PS5 XF-S	each 9	43. 2464 23c Lunch #4 dot below "s" of 1890s # stamp PS5 XF-S	8
12.1906a 3,4B PS5 no GAP "hole on "D" of presorted at 1R stamp F-VF	each 10	44. 2609 29c White House #18 "Red Eagle" at Flag Pole # stamp PS5 XF-S	10
13. 1906a 3B dot below "A of Auto, # stamp PS5 XF-S	20	45. 2890 "G" 2222 Last 2 #s almost superimposed PS5 XF-S	8
14. 1906a 5.6 B-A #s totally on TOP PS11 GAP 5R VF-XF	each 125	46. 2890 "G" 2222 1 black # missing (superimposition)	15
15. 1906 #5 dot to left of USA 1R stamp XF-S	10	47. 2915A 32c Flag-Porch 87888; red dashes bottom margin 1R PS5 XF-S	13
16. 2124a 4.9c Buckboard #4 Buggy Whip PS6 2L XF-S	10	48. 2915A 32c Flag Porch 89878 red dot under 1996 # stamp PS5 VF-XF	10
17. 2124a 4.9c Buggy Rein #6 PS5 Line GAP and No GAP each VF-XF PS5	10	49.2915 B 32c Flag Porch S1111 double back #s on pos. 1,2,4,5 each PS5 XF-S	10
18. 2124a 4.9c Buggy Rein 3L PS9 VF-XF	12	50. 3045 2c Woodpecker 1111 blue dot over bird head # stamp PS5 XF-S	8
19. 2124a 4.9c #5 GAP 1R long scratch from top to 1880 at 1R stamp PS6 XF-S	12	51. 3045 2c Woodpecker 1111 "dunce" protudes from head # stamp PS5 XF-S	8
20. 2128 8.3c Low Entry #1 XF-S PS5	10	52. 3045 2c Woodpecker 1111 red brown log instead grey PS5 XF-S	8
21. 2128a 8.3c Amb. #1 normal at bottom, part low entry #1 at top PS5 XF-S	10	53 3265 "H" 1111 black dot in left margin 1R stamp PS5 XF-S	10
22. 2128a 8.3c Amb. #1 Low Entry LG or 1R PS5 XF-S	each 10	54. 3228a (5c) Bicycle 333 round perfs PS5 XF-S	20
23. 2130 10.1c Oil Wag. #1 "Rocket" at 1R smoke stack PS9 XF-S	12	55. 3281 33c Flag-City 1A, 5A, 8A dark red strips PS5 XF-S	each 8
24. 2130 10.1c Oil Wag. #1 dot over wagon at 4R PS10 XF-S	12	56. 3633A 37c Flag S4444 SMOOTH TAG XF-S PS5	20
25. 2131 11c Stutz #3 cracks thru #3 PS5 XF-S	10	57. 3633A S2222 double wavy lines die cuts, nice separation PS5 XF-S	10
26. 2150 21.1c Letters 11121 Blue dot upper rt. margin 2R XF-S	10	58. 4131 (41c) Perf Flag S1111: full back # and partial below pos. 1,2,4,5	each 8
27. 2150a 21.1c Letters 11121 long scratch 2L to 1R PS5 XF-S	10	59. 2231 8.3c #2 PS13 major mat variety at 7R XF-S	12
28. 2150a 21.1c Letters 11121 long scratch 1R to 2R PS5 XF-S	14	60. 2466 32c Ferry #5 canceled "9" at 4R PS5 XF-S	10
29. 2228 4 Stage TAG BAR 1L or Line GAP PS5 XF-S	10	61. 3785a (5) Sea Coast S11111 Tagged PS5	10
30. 2279 "E" 1222 shifted #s so # appears as 122 PS5 VF-XF	each 10	62. 3785 5c Sea Coast S11111 all 10 back #s, T, B incl. 2 # on # set	140
31. 2255 7.6c Carreta #2, very light printing PS5 XF-S	7	63. 4134 (4134) 41c SA V1111 Bell (COBRA/BELL) Top or Bottom	each 12
32. 2280 25c Yosemite 1 missing base #1	8		

DR. ROBERT RABINOWITZ , APS, USSS, PNC3-265
37 Stanwick Place, Stamford, CT 06905
203-325-2312 FAX 203-359-1357



Beyond the Numbers

Lynnette Wood

Flag Over Porch, Part 2

The Flag Over Porch (FOP) stamps issued in the mid- to late 1990s, particularly the die cut varieties, offer PNC collectors a wide range of collectible varieties beyond just the plate numbers. Last month, we looked at “peak/valley” (PV) and “valley/peak” (VP) varieties. I showed examples of PV/VP and VP/PV varieties of Scott 2915A, as well as an example of a PP/VV variety.

Scott # 2915A is not the only catalog number with these varieties; 2915C and 2915D also exhibit these varieties. The third stamp in Figure 1 shows an example of a VV/PP variety of Scott 2915C, where the die cut shapes at the top left and bottom left corners of a vertically die cut stamp are both valleys, while the die cut shapes on the top right and bottom right are both peaks.

Scott 2915A can be found with 95 collectible varieties, not including plate flaws, errors and paper differences. The stamp was printed with 32 different plate numbers; 20 of the plate numbers are made up solely of numerals, while 12 are made up of a combination of numerals plus the suffix letter “A.” The stamps were produced by the Bureau of Engraving and Printing in rolls of 100; it was the



Figure 1
Tooth count varieties 12/12,
11/10 and 11/12

BEP’s first self-adhesive flag stamp issued in this format. During this period, the BEP experimented with production methods and materials. As a result, certain plate numbers had limited runs, making them scarcer than others. Plate numbers 88898 and 89899 are particularly difficult to find.

Not every peak and valley variety appears with every plate number. Among the plate numbers associated with Scott 2915A, for instance, all 12 plate numbers ending with the letter “A” can be found with the PV/VP configuration, but only six can be found with the VP/PV configuration.

In addition to the peak/valley varieties, there are tooth count varieties. The tooth count is the number of peaks along the edge of the stamp. Tooth count is given as, for example, 11/10 or 12/12. Figure 1 shows three examples of Flag Over Porch stamps with plate number 66666. The first is 2915C and has a tooth count of 12/12, that is, there are 12 peaks on the left-hand side and 12 on the right. The middle is 2915A and has a tooth count of 11/10; and the last is 2915C with a tooth count of 11/12. All three stamps have the same plate number, 66666, but the 2915C stamps have a gauge of 10.9 while the 2915A stamps have a gauge of 9.8. It is the combination of peak and valley varieties with tooth count varieties that results in the 95 collectible varieties of 2915A.

The cause of the different tooth counts is either a rotation of the die cutting mat during production or a change in the pattern of the mat itself. An example of the former would be a 10/11 tooth count created by inverting the mat that produced the 11/10 tooth count shown in the second stamp in Figure 1. Unfortunately, I do not (yet) have an example of this 10/11 stamp in my collection to show you.

For those who are interested in a greater level of detail, I refer you to the excellent PNC³ publication, “Flag Over Porch Catalog Pages” published in November 2006, which is also the source for much of the information in this article. A few copies of this catalog are still available from the Catalog Committee (contact Andy Jakes at pnc3treasurer@gmail.com for price and availability).

Next time, we will look at even more interesting Flag Over Porch varieties. Until then, I will thank John Himes and Gene Trinks for their help with this article. Please share your own thoughts and comments with me at PNC-AreCool@gmail.com.

Looking for Something?
Check out the Classifieds!

Back Numbers on 2004-3

WAG American Eagle




The back number is always behind this stamp 

Frank Covey

The water activated gummed version of the (25¢) Presorted first-class American Eagle was issued May 12, 2004, and went off sale at the end of June 2019. It has pink back numbers every 10 stamps. There are 10 designs in the issue so the back number never moves in relation to the plate number, i.e. the back number is always on the stamp just left of the S1111111 plate numbered stamp.

I thought I had matching top and bottom back numbers on the partial rolls I had, but when I looked more closely, the numbers match but the fonts do not.



Open-top fours on the top and bottom back numbers



A closed four on bottom back numbers

Here I show back number 2740 from both top and bottom back numbered rolls. Note the difference in the number four in each image. The closed-top 4 seems to be the least common. The open-top 4 can be found on top, middle and bottom back numbered coils.

Check your collection for a back number with the number four in it and see if yours are the same.



Uh-Oh!

The editor is running out of articles!

The **Coil Line** "Finished Copy" folder is running low and as I put the September issue together, I find I don't have enough to fill another month.

Articles don't have to be long and they don't have to be perfectly written. Just send me a paragraph or two about a favorite or interesting item and I'll take it from there.

Deadlines and procedures information can be found on Page 94 of this issue.

Coil Line Display Advertising Rates

(per insertion)

Full Page		\$75
Half Page		\$40
Third Page		\$30
Quarter Page		\$20
Sixth Page		\$15
Eighth Page		\$12
Business Card		\$12
Back Cover	Add	\$37.50
Inside Cover	Add	\$20
Color ad (full page)	Add	\$75
Color ad (electronic version)	Add	\$20

(Frequency discounts available)

Looking to Recycle Coil Strips?

PNC³ welcomes donations of mint postage, including presort coils.

Send donations to:

Brian Snippen

1010 Blue Sage Rd NE, Rio Rancho NM 87144.

PNC³ Meeting Set for SESCOAL

PNC³ club members and guests meet Saturday, October 5, 2019 from noon to 2 p.m. in Meeting Room 106. This is a wonderful get together for those of us who live in the greater Los Angeles area or for those who will be traveling to the show.

SESCAL takes place at the Ontario Convention Center, 2000 E. Convention Center Way, Ontario, CA 91764, from Friday through Sunday, October 4-6. We are fortunate to get the Saturday noon slot for our meeting.

This year's meeting is hosted by club members Dan Forgues and John Himes. Door prizes will be given and we should have enough to assure that everyone attending goes home with a nice item. Donations of door prizes by PNC³ club members and dealers are appreciated and will be duly acknowledged.

Several informative talks are being prepared for the meeting. Dan, in particular, is preparing another one of his great talks. This time he'll be concentrating on "Constant Plate Varieties (CPVs) on Plate Number Coils." You won't want to miss this informative session. There will also be plenty of time for club members to ask questions about their PNCs, as well as time for trading extra material at the end of the meeting.

Since the meeting is starting at noon, you might want to grab a bite to eat prior to the meeting. There's a nice little café inside the Convention Center and it's just a few steps from the meeting room.

Visitors to the meeting are always welcome. Admission is free. Full information on the show is available at www.sescal.org.

Coil Line Classifieds

PNC USED singles, used strips, MNH PS5s. Great prices! Guaranteed quality! No hassles! Visit <http://www.angelfire.com/ca5/HimesPNCs> or send LSASE for lists to John Himes, PO Box 453, Cypress, CA 90630-0453. Please specify what you collect. Or email johnwhimes@yahoo.com 12/19

* **

USED PNCs on and off cover. Our new eight-page list of Used PNCs is yours free. We also have a free new 33-page list of MNH PNCs, Booklets, Booklet Panes, many by plate number and position. Specify which list is wanted. Vic Collinino, PO Box 300-P, Stratham, NH 03885-0300 or email your name and address to vimco@comcast.net 4/20

**People DO read the classifieds . . .
you are!**

Membership Update

as of August 1, 2019

New Member

David W Squier 2397
6350 Summer Sky Lane
Greenacres, FL 33463
fedsquier@aol.com

* **

Reinstated

Charles Cook 1877

Membership at Beginning of Month	413
New Members	+1
Reinstated	+1
Membership at End of Month	415

Welcome!

If you are a new *Coil Line* reader, we're glad you're here! Now in our 32nd year, PNC³ is a community of stamp collectors specializing in United States' plate number coil issues.

The first PNCs were issued in 1981 and our club was founded in February 1988. *Coil Line's* first issue was published in May of that year and serves (along with other club literature) to inform collectors on the many aspects of PNCs. Studies include scarce numbers, varieties, printing methods, market values, PNCs on mail and more.

Each edition of *Coil Line* contains material sent in by readers like you. Write something today for the next issue. We'd like to hear from you.

Classified Ad Rates

PNC³ classifieds are available to PNC³ members only at a cost of 6¢ per word with a minimum of \$3 per insertion.

Membership in the society includes two free 50-word classifieds per year. There is a 10¢ per word cost for every word over 50.

Send ads to the editor using the information on the inside front cover.

Recent PNC Issue Info

Denom	Issue Name	PNC-ID Number	Scott Number	Issue Date	Plate #	Plate # Interval	Roll Size	USPS Item Number	Tag	WAG or SA	T, M, B Back Numbers
<.35>	Coral Reefs FE	2019-5	5370a	3/29/19	P111111	32	100	745104	Block	SA	None
<.55>	Star Ribbon FE	2019-4	5362	3/22/19	B111	27	10,000	760504	Overall	SA	T, B
<.55>	Star Ribbon FE	2019-4	5362	3/22/19	B111	27	25**	760503	Overall	SA	
<.55>	Star Ribbon FE	2019-4	5362	3/22/19	B111	27	3,000	759904	Overall	SA	T, B
<.55>	Star Ribbon FE	2019-4	5362	3/22/19	B111	27	25**	759903	Overall	SA	
To Order These 4 3k & 500 rolls, call "800stamps24", speak with Patti at Philatelic Fulfillment 7:15 AM-3:15 PM CDT											
0.02	Meyer Lemons	2018-1	5256	1/27/19	B11111	28	3,000	750004	Untagged	SA	T, B
0.02	from 3k roll	2018-1	5256	1/27/19	B11111	28	500**	750015	Untagged	SA	T, B
0.03	Strawberries	2017-6	5201	1/27/19	P1111	27	3,000	750104	Untagged	SA	M
0.03	from 3k roll	2017-6	5201	1/27/19	P1111	27	500**	750115	Untagged	SA	M
0.05	Grapes	2016-4	5038	1/27/19	P111111	27	3,000	750204	Untagged	SA	M
0.05	from 3k roll	2016-4	5038	1/27/19	P111111	27	500**	750215	Untagged	SA	M
0.10	Red Pears	2017-5	5039	1/27/19	B111111	27	3,000	750304	Untagged	SA	T, B
0.10	from 3k roll	2017-5	5039	1/27/19	B111111	27	500**	750315	Untagged	SA	T, B
<.15>	Uncle Sam's Hat FE	2019-3	5341	1/27/19	B1111111	31	100	746904	Overall	SA	None
<.55>	Windblown Flag FE	2019-2	5343	1/27/19	B1111	31	100	740102	Overall	SA	None
<.55>	Windblown Flag FE	2019-1	5342	1/27/19	P1111	31	100	740104	Overall	SA	None
<.50>	Z Flag - 2018 FE	2018-3	5261	2/9/18	B111	31	100	749702	Overall	SA	None
<.50>	Z Flag - 2018 FE	2018-2	5260	2/9/18	P111	31	100	749704	Overall	SA	None
0.02	Meyer Lemons	2018-1	5256	1/19/18	B11111	28	10,000	760404	Untagged	SA	T, B
0.02	Meyer Lemons	2018-1	5256	1/19/18	B11111	28	500**	760415	Untagged	SA	T, B
<.49>	Father Ted Hesburgh FE	2017-8	5242	9/1/17	P11111	17	50	799404	Overall*	SA	None
<.49>	Flowers frm Garden FE	2017-7	5236a	8/16/17	B1111	28	3,000	755004	Overall	SA	B
		2017-7	5236a	8/16/17	B1111	28	10,000	760104	Overall	SA	T
	from 3k roll	2017-7	5236a	8/16/17	B1111	28	500**	755015	Overall	SA	B
	from 3k roll	2017-7	5236a	8/16/17	B1111	28	25**	755003	Overall	SA	B
	from 10k roll	2017-7	5236a	8/16/17	B1111	28	500**	760115	Overall	SA	T
	from 10k roll	2017-7	5236a	8/16/17	B1111	28	25**	760103	Overall	SA	T
0.03	Strawberries	2017-6	5201	5/5/17	P1111	27	10,000	760304	Untagged	SA	M
0.03	Strawberries	2017-6	5201	5/5/17	P1111	27	500**	760315	Untagged	SA	M
0.10	Red Pears	2017-5 (1)	5039	April 2017	B111111	27	10,000	N/A	Overall	SA	T, B
(0.05)	USA Star - Blue	2017-4	5172	2/10/17	P111	27	3,000	755104	Untagged	SA	Random
	from 3k roll	2017-4	5172	2/10/17	P111	27	25**	755103	Untagged	SA	Random
		2017-4	5172	2/10/17	P111	27	10,000	760204	Untagged	SA	Random
	from 10k roll	2017-4	5172	2/10/17	P111	27	25**	760203	Untagged	SA	Random
FE = Forever											
(1) Scott did not assign a catalog number for this new release, though PNC ³ did assign a PNC-ID number. These items cannot be ordered from the USPS Philatelic Fulfillment Center.											Top
* NOTE 1: After careful inspection, it is observed that these coils have overall tagging. These items do NOT have block tagging as suggested by USPS announcements.											Middle
** NOTE 2: Roll sizes in Italics are quantities available from Stamp Fulfillment Services using adjacent USPS Item Number. These are partial rolls from 3K or 10K rolls.											Bottom
										Compiled by Andy Jakes	
										Up-dated 6/27/2019	

Want to read about it? Then write about it!

Coil Line is YOUR journal. We need YOUR participation to make it interesting and informative. Articles don't have to be lengthy and they don't have to be perfectly written.

That's what the editor is for!

Take a minute to look through your collection and pick out one unusual or odd item, make a scan, jot down a paragraph or two and send it off to vcanfieldp@gmail.com. I guarantee that if you find it interesting, other club members will, too!

Catalog Corner with Frank Covey



<.35> Coral Reefs
(SA) (AP)
Plate **P111111**
PNC ID **2019-5**

The <.35> Forever Coral Reefs coil of 100 was issued March 29, 2019 in St. Louis, Missouri 63121 and nationwide. No denomination appears on this stamp as it is intended to pay the current postcard rate forever.

Produced by Ashton Potter the coil has a P111111 plate number every 32nd stamp. The "P" and the first "1" of the plate number are white drop-out characters. Most will collect this as a PS9 as there are four designs in the issue. A phosphor tagging break is evident under shortwave ultraviolet light, just left of the plate numbered stamp.

The four designs show below are, left to right: the Pillar Coral, Staghorn Coral, Elkhorn Coral and Brain Coral. The plate number is on the Elkhorn Coral stamp.

Wrappers like the one shown at the bottom of this page seal the coil. Each wrapper has a number inside either a circle or square that can go as high as 12. The wrapper shown is a circle 5 wrapper.

The rolls of 100 come individually wrapped in clear plastic. USPS is microprinted on each stamp. A 2019 date is printed in the upper left corner.



Coil Line is YOUR Magazine

We need YOUR articles to make it the best it can be!

Write one today!