



JOURNAL OF THE  
PLATE NUMBER COIL  
COLLECTORS  
CLUB — PNC<sup>3</sup>

# COIL LINE

**In this issue...** More Table Tops **P.90** President's Message **P.91** PNC<sup>3</sup> Election Results **P.91** Membership Update **P.91** From the Editor **P.93** New Website Section **P.94** Recent PNC Issue Info **P.95** Letters to the Editor **P.96** PNC Classifieds **P.96** SESCOAL Stamp Show Club Meeting **P.97** PNCs on First Day Covers **P.99**

## Ashton Potter 2019 Flag #P2222 Was Not Printed

Back in January, collectors found copies of the 2019 U.S. Flag stamp from the Banknote Corporation of America (BCA), Scott 5343, with plate number B2222. This led to speculation that the Ashton Potter (AP) version of the same stamp, Scott 5342, would also be issued with a new plate number P2222. In April, Linn's Stamp News reported that the U.S. Postal Service had requested the printing of additional copies from AP with plate number P2222, and President Tom McFarland relayed this information in his President's Column of the May Coil Line. Since that time, many of us have been searching diligently for P2222.

In the Linn's Edition of August 24 (which hit the streets electronically on August 8), Linn's stated that Postal Service spokesman Roy Betts had now reported that this plate number was indeed planned because AP was going to switch to a new type of paper. Subsequently, however, they completed the print run with existing paper stocks, and therefore, plate number P2222 was not produced.

If you've been hunting for this plate number, please revise your want list to indicate that it does not exist.

John Himes

## 2017 Flag Coil and Booklet Design Counterfeits Expand

By Rusty Morse

The varieties of counterfeit U.S. postage stamps with the 2017 Flag design seem to be expanding with newer types being found. An example from a mixture assembled during the 2019 period has led to the discovery of varieties as shown in the June 2020 issue of Coil Line where a coil with both USPS microprints are on the same stamp. The example shown in the June 2020 Coil Line was on flat surfaced paper, but a Glossy paper example has now been found.

Now a roll from the fourth type of dual USPS coil has been acquired (Figure 1), and like the February coil, it has PNCs spaced 25 stamps apart. A side by side scan of the latest with an example found online that matches the description from




Figure 1  
Counterfeit with grid visible (top),  
counterfeit without grid with yellow lines (bottom).

BUT, the printing on the latest example is clearly not offset with the tell-tale color dot grids of halftones. 1200 dpi scans reveal a yellow network in the darker areas and yellow dots in the stars on the flag (Figure 2). (continued on page 97)



Figure 2  
Yellow pattern lines in shaded areas and stars.

### Technology Tip

You can share your collection online using any of the available social media platforms. Take pictures with your phone, scan pages from your album, or share a video...the possibilities are limitless.



# More Table Tops

By John Himes

In the June and November 2019 issues of Coil Line, I introduced the “table top” die cut variety and provided an update on the quantities found. I’m sure you’ll remember that this variety is quite rare and was previously unnamed. Since the publication of those articles, I’ve heard many times from another collector, David Trutwin, who has been systematically searching through thousands of used PS1s looking for more of this particular variety. More about that in a minute.

To refresh your memory on the table top variety, it’s a long, straight section on a BEP or Ashton Potter coil stamp due to alignment issues of the die cutting mats. Sometimes this anomaly appears at the top of the stamp; sometimes it appears at the bottom. At both ends of the straight section, there must be a “curve” in order for it to qualify as a table top. Long straight sections without a curve at each end are not long enough to qualify. Examples of true table top die cut stamps are shown in Figures 1 and 2.



Figure 1

Scott 2915A 66666A with TT (Table Top) BOTTOM

Figure 2

Scott 2915C 66666 11x12 with TT (Table Top) TOP

Not much has changed in terms of the most common varieties. It still appears that these table top die cuts appear at the bottom of the stamps much more frequently than at the top. It also appears that the Flag Over Porch series is responsible for most of the finds, so far, with the “H” stamps running a close second. But several stamps now stand out as truly rare based on the census, to date.

If anyone else has new finds or wishes to report duplicates, please send me high-resolution scans or photocopies and I’ll try to report on them in a future issue of Coil Line. It would be wonderful to add quantities to the existing table or to report new finds. With enough input, we should be able to find out what’s more common and what’s rarer.

Now on to David’s newest finds. Here’s what he reported. All reports were accompanied by a scan and verified by me as being true table tops.

- 1 2915A 88888 32¢ FOP Peaks 11x10 with TT BOTTOM
- 1 2915A 89878 32¢ FOP Peaks 11x10 with TT TOP
- 16 2915A 99999 32¢ FOP Peaks 11x10 with TT BOTTOM
- 1 3265 2222 (33¢) "H" Hat with TT BOTTOM
- 2 3632 1111 37¢ Flag with TT with TT TOP
- 1 4393 P1111 44¢ Flag with TT BOTTOM

As a result of these finds, the census of table tops has been revised as seen below in Table 1.

SCOTT	PLATE #	DESCRIPTION	TABLETOP AT	
			TOP	BOT
2915A	22222	32¢ FOP Peaks 10x10	1	
2915A	88888	32¢ FOP Peaks 11x10		1
2915A	88888	32¢ FOP Peaks 10x10		4
2915A	89878	32¢ FOP Peaks 11x10	1	
2915A	99999	32¢ FOP Peaks 11x10		60
2915A	99999	32¢ FOP Peaks 10x10		3
2915A	66666A	32¢ FOP PV		3
2915C	66666	32¢ FOP Peaks 11x12	9	
2915C	66666	32¢ FOP Peaks 11x12		1
3265	1111	(33¢) "H" Hat		19
3265	2222	(33¢) "H" Hat		13
3632	1111	37¢ Flag	4	
3632	8888	37¢ Flag	1	
3970	P2222	(39¢) Lady Lib. & Flag		3
4393	P1111	44¢ Flag		4
4854	P1111	Forever SSB 2014		1

Table 1  
Census of Table Tops

## Regional Meeting Hosts Sought

Several members have made it a habit to promote meetings in their areas. New meetings are encouraged as a way to share your hobby and enjoy the fellowship of like-minded collectors.

For information about hosting a meeting, contact regional chairman, Tony Bruno, PO Box 624, East Lyme, CT 06333-0624 or email [tbbee@aol.com](mailto:tbbee@aol.com).

PNC<sup>3</sup> meeting notices are advertised at no charge in **Coil Line**. Please submit details to the editor three months in advance of the meeting.

# MEMBERSHIP UPDATE

as of August 1, 2020

## New Members

Thomas Trischmann (2417)  
8828 N Westland Dr  
Gaithersburg, MD 20877

Stan Harris (2418)  
9656 Exeter Ave, Apt 134  
Montclair, CA 91763

\*\*\*

## Reinstated

Evelyn Perkins (305-L)

Membership at Beginning of Month.....	408
New Members.....	+2
Reinstated.....	+1
Membership at End of Month.....	411



Member Ed Wigger, Ballot Committee Chair, reported the results of the 2020 PNC<sup>3</sup> elections. 81 valid ballots were received with the results below. For 2 year terms beginning September 1, 2020:

- President – Tom McFarland (78)
- Vice President – Robert Martin (78)
- Secretary – Dan Farrar (78)
- Treasurer – Mel Borofsky (78)
- Members-at-Large (first two elected):
  - John Himes (55)
  - Lynette Wood (54)
  - Jill Ambrose (50)

Dan Farrar



## President's Message Tom McFarland

With this issue of Coil Line, Scott Walker has assumed the position of editor. You may recognize Scott's name as he is also the webmaster for www.pnc3.org. Former editor Vickie Canfield Peters had notified the Board of her wish to step down and Scott has agreed to assume the editorship. We look forward to continuing to provide a quality publication under Scott. Thanks to Vickie for her almost four years of service as Coil Line editor.

The results of the election of Board members were posted to the club web site in mid-July and are also reported elsewhere in this issue. The new Board's term of office begins on September 1. I would like to welcome Robert Martin to the Board as Vice President. I met Robert last year at Stampshow in Omaha and his enthusiasm for stamp collecting is readily apparent, especially as it relates to running stamp clubs for children in his home state of Hawaii. I would also like to thank outgoing Member-at-Large Jill Ambrose for her many years of service in various Board positions, including President. Jill also serves on the Catalog Committee as well as managing content on our web site.

As the new club year begins, there are still vacancies among the various committee chairs. The Membership and Estate Advisory Committees have not had chairpersons in some time. Please consider volunteering for one of these positions. The time commitment is not great. The responsibilities of each committee can be found in the club bylaws on our web site.

The annual Board and General Membership meetings were scheduled to take place on August 22 via telephone conference, after the deadline for this issue of Coil Line. I expect to report on those meetings in the next issue.

***Want to Read All About It?  
Then Write About It!!***

Coil Line is YOUR journal.  
Send an article to the editor today.



# Coil Line

Journal of the Plate Number Coil  
Collectors Club (PNC<sup>3</sup>)  
Published by: PNC<sup>3</sup>  
ISSN: 1931-5112



Scott 3208A plate # 11111 (Issued Sept. 30, 1998, 22 years ago)

**Editor:** Scott Walker

scott.walker.6482@gmail.com

**Print Edition Mailings:** Brian and Cory Snippen

snippenb@gmail.com

**Digital Edition Emails:** Frank Covey

ecoilline@comcast.net

## Advertising Rates (single insertion)

Full Page	\$75.00	Eighth Page	\$12.00
Half Page	\$40.00	Business Card	\$12.00
Third Page	\$30.00	Back Cover (Add)	\$37.50
Quarter Page	\$20.00	Inside Cover (Add)	\$20.00
Sixth Page	\$15.00	Color, full page (Add)	\$75.00

(For Color Ads, Digital Version only, Add \$20.00)

A check or money order, made out to PNC3, must accompany camera-ready ads. Advertising copy must be submitted by the 10th of the month prior to the month of publication. Please send all copy to Scott Walker, **Coil Line** editor, scott.walker.6482@gmail.com.

Classified ad rates are six cents a word per issue with a minimum of \$3.00 per ad. Members receive two 50-word ads per year per member at no charge. (There is a 10¢ per word cost for more than 50 words.)

All submitted material, including articles, are edited for inclusion in **Coil Line** and must be received by the 10th of the month prior to the month of publication. Article submission guidelines are available upon request by emailing the editor at the email address above.

**Coil Line reserves the right to edit copy as necessary.**

**Coil Line** is published monthly and is available digitally with annual member dues of \$12.00. A printed version of **Coil Line** is also available. To U.S. addresses, to receive printed edition add \$22.00 for First Class Mailing. To Non-USA addresses, add \$27.00 for mailing. Past print issues of **Coil Line** are available at \$2.50 per copy (quantities limited).

All material is copyright 2020. All rights reserved. Material in this publication may be copied or reproduced with acknowledgment to **Coil Line**. Opinions expressed by the authors and writers are their own and do not necessarily reflect those of the editor, publisher, or membership of the Plate Number Coil Collectors Club.

All content, letters to the editor, advertising questions should be addressed to the editor. For mail delivery problems, contact the mailer below.

**Postal mailings prepared by:** Brian Snippen, 1010 Blue Sage Rd NE, Rio Rancho NM 87144. Send email to: snippenb@gmail.com. Phone: 505-404-1624.

Mailed from Zip Code 87185 on or near August 20, 2020.

## PNC<sup>3</sup> Contacts

PNC<sup>3</sup> Website: www.pnc3.org

Scott Walker, Webmaster: email webmaster@pnc3.org

(For Coil Line-related matters, please see column at left for appropriate contact.)

## Elected Officers

Tom McFarland, **President**, PO Box 756, Princeton Junction, NJ 08550. email: philatomic@verizon.net phone: 609-273-4103

Robert Martin, **Vice President**, PO Box 1809, Kihei, HI 96753-1809. email: mauistampcollector@pnc3.org phone 408-893-1040

Daniel Farrar, **Secretary**, 3386 Excalibur Circle NW, Canton, OH 44708. email: farrard2@gmail.com phone: 330-477-6913

Mel Borofsky, **Treasurer**, 101 W. Sterling Way, Leesburg, FL 34788-2781. email: melborofsky@comcast.net 352-483-1408

Robert Thompson, **Past President**, 12431 Golden Thistle, Houston, TX 77058. email: rthompson@pncvarieties.com phone: 713-397-1772

John Himes, **At Large**, PO Box 453, Cypress, CA 90630-0453. email: johnwhimes@yahoo.com phone: 714-826-8552

Lynette Wood, **At Large**, PO Box 183, Deer Harbor, WA 98243. email: PNCsAreCool@gmail.com

**PNC<sup>3</sup> Catalog Committee:** Jill Ambrose, Frank Covey, Andy Jakes, Tom McFarland, Gene Trinks, Peter Tukker

**PNC<sup>3</sup> Auctioneer:** Joe Sedivy

## Coil Line Production

**Editor:** Scott Walker

**Digital Edition Producer:** Jill Ambrose

**Senior Consultant:** Gene Trinks

**Technical Consultant:** Alan Thomson

**Contributing Writers:** John Himes, Robert E. Thompson, Bob Rabinowitz, Rob Washburn, Frank Covey, Doug Iams, Gene Trinks, Lynnette Wood, John Greenwood, Al Haake, Ron Blanks, Dan Forgues

**Proofreaders:** John Himes, Michael Mules

**Printing:** State Wide Printing, Albuquerque, NM

**Printed Distribution:** Frank Covey

**Subscriptions:** Daniel Farrar



## Letter From the Editor *Scott Walker*

My name is Scott Walker and I am a plate number coil collector. I am truly honored to have been selected as the new Editor of **Coil Line** and am extremely excited to be embarking on this great new journey we will be making together. PNC<sup>3</sup> has an amazing membership of very smart, knowledgeable, and dedicated people. I look forward to working with our cadre of writers, proofreaders, mailers, and each of you to produce the best journal possible.

The **Coil Line** has a new look and will be evolving over the next several issues. As my first act as Editor of **Coil Line**, I've changed the deadline for articles and advertising to the 10th of the month prior to the month of publication. The deadline was previously the 1st of the month, but I believe that a little more flexibility is called for. The deadline is not set in concrete. If you have a submission and need a little more time or help getting it ready for publication, we can work together to get it into an upcoming issue. Just let me know in advance of what you're working on and we can work it out.

### What to expect from me

I'm here to support you, the reader. I will work diligently to ensure that you get all the latest PNC news, interesting articles, great photos and illustrations, and all the things you've come to expect from the Coil Line. I like to edit and write, so you can expect a steady flow of information about PNCs and the community from me.

### What I need from you

In return I need your feedback, articles, and support. A quality journal doesn't happen by accident, it takes a team of dedicated PNCers to make it work. If you have an idea for an article, but don't know how to approach it, then let's talk. I'm here to support you.

I'm interested in feedback from you about everything related to YOUR journal. If there's something you don't like, tell me. If

something is missing, I want to hear from you. If you want to see new features or articles, send me an email and let me know. Also, don't hesitate to let me know when you enjoy an article or see something you like and would like to see more.

### About me

I am a husband to an amazing woman, my wife Michelle. She has been extremely supportive of my stamp collecting over the years and encouraging with my involvement in PNC<sup>3</sup>. I am a father of 3, two adult daughters and a 12-year-old son who is autistic and epileptic. He can be challenging sometimes, but he is one of the greatest joys in my life. I'm also about to be a grandfather for the first time, in mid-September when baby James will arrive.

I am a retired military veteran of the U.S. Air Force, having spent 14½ years as an air traffic controller and the remaining 5½ years as a software engineer. I was stationed all over the world and had some amazing assignments and worked with some incredible people. I'm still in close contact with many friends and former co-workers.

I am also somewhat overeducated with 5 college degrees (2 associates, 1 bachelors, 2 masters) and am at the tail-end of finishing my doctorate in management and organization leadership in information systems and technology. For several years, I taught undergraduate software design and development, database management systems, and business classes for several different colleges and universities.

I started collecting stamps in 1974 when I was a 10-year-old recovering from abdominal surgery. My paternal grandmother came home from the store on the first day of my recovery from a surgery with 2 H.E. Harris Explorer World-Wide stamp albums and two grab bags of worldwide stamps on paper. We spent an entire week soaking the stamps off of paper, drying them, and placing them in our albums (*continued on page 98*)

# New Website Section


By Gene Trinks

Are you interested in the history of your club? If so, there's a new section that has just been added to the website that contains copies of documents that date from the first efforts in the founding of the club.

Webmaster Scott Walker has created a new section under the Reference tab, titled "PNC3 History Archive", and has posted a few items there. More will be added as time goes on. Use some patience when opening the files as they are in .pdf format and take a little time to display.

If you have anything from the early days of the club that you think would be of interest to our members, please forward them to either Scott or me. You can reach Scott at webmaster@pnc3.org or me at gctrinks@cox.net (or by mail at 16415 W. Desert Wren Ct., Surprise, AZ 85374). Photos of early Annual Meetings or table scenes with members would be especially interesting. Scan photos at 200 dpi (min), please.


Hopefully, many early members will come forward with items of interest This could be a really nice addition to our website.



## 25¢ Honeybee Frame Shift

The 25c Bee is famous for having shifts in the intaglio black causing a fast or slow bee. Here is an example of where the two ends of the offset black plate were skewed so that the black frame is shifted up to the left of the seam line and properly placed to the right of the seam line.

Doug Iams



# Recent PNC Issue Info

Denom	Issue Name	PNC-ID Number	Scott Number	Issue Date	Plate # Plate #	Roll Interval	USPS Item Number	WAG or SA	T, M, B Back Numbers	
<.55>	Wild Orchids	2020-2	5444a	2/21/20	B1111	27	3,000 750404	Overall SA	T, B	
<.55>	from 3k roll	2020-2	5444a	2/21/20	B1111	27	500** 750415	Overall SA	T, B	
<.55>	from 3k roll	2020-2	5444a	2/21/20	B1111	27	25** 750403	Overall SA		
<.55>	Wild Orchids	2020-2	5444a	2/21/20	B1111	27	10,000 760704	Overall SA	T, B	
<.55>	from 10k roll	2020-2	5444a	2/21/20	B1111	27	500** 760715	Overall SA	T, B	
<.55>	from 10k roll	2020-2	5444a	2/21/20	B1111	27	25** 760703	Overall SA		
(0.10)	Presorted Star	2020-1	5433	2/3/20	B1111	27	3,000 750504	Untagged SA	T	
(0.10)	from 3k roll	2020-1	5433	2/3/20	B1111	27	25** 750503	Untagged SA	T	
(0.10)	Presorted Star	2020-1	5433	2/3/20	B1111	27	10,000 760604	Untagged SA	B	
(0.10)	from 10k roll	2020-1	5433	2/3/20	B1111	27	25** 760603	Untagged SA	B	
<.35>	Coral Reefs	2019-5	5370a	3/29/19	P111111	32	100 745104	Block SA	None	
<.55>	Star Ribbon	2019-4	5362	3/22/19	B1111	27	10,000 760504	Overall SA	T, B	
<.55>	Star Ribbon	2019-4	5362	3/22/19	B1111	27	25** 760503	Overall SA		
<.55>	Star Ribbon	2019-4	5362	3/22/19	B1111	27	3,000 759904	Overall SA	T, B	
<.55>	Star Ribbon	2019-4	5362	3/22/19	B1111	27	25** 759903	Overall SA		
To Order These 4 3k & 500 rolls, call "800stamps24", speak with Patti at Philatelic Fulfillment 7:15 AM-3:15 PM CDT										
0.02	Meyer Lemons	2018-1	5256	1/27/19	B11111	28	3,000 750004	Untagged SA	T, B	
0.02	from 3k roll	2018-1	5256	1/27/19	B11111	28	500** 750015	Untagged SA	T, B	
0.03	Strawberries	2017-6	5201	1/27/19	P1111	27	3,000 750104	Untagged SA	M	
0.03	from 3k roll	2017-6	5201	1/27/19	P1111	27	500** 750115	Untagged SA	M	
0.05	Grapes	2016-4	5038	1/27/19	P111111	27	3,000 750204	Untagged SA	M	
0.05	from 3k roll	2016-4	5038	1/27/19	P111111	27	500** 750215	Untagged SA	M	
0.10	Red Pears	2017-5	5039	1/27/19	B111111	27	3,000 750304	Untagged SA	T, B	
0.10	from 3k roll	2017-5	5039	1/27/19	B111111	27	500** 750315	Untagged SA	T, B	
<.15>	Uncle Sam's Hat	2019-3	5341	1/27/19	B1111111	31	100 746904	Overall SA	None	
<.55>	U.S. Flag 2019	2019-2	5343	1/27/19	B1111	31	100 740102	Overall SA	None	
<.55>	U.S. Flag 2019	2019-2	5343	Note 2	B2222	31	100 740102	Overall SA	None	
<.55>	U.S. Flag 2019	2019-1	5342	1/27/19	P1111	31	100 740104	Overall SA	None	
<.50>	U.S. Flag 2018	2018-3	5261	2/9/18	B111	31	100 749702	Overall SA	None	
<.50>	U.S. Flag 2018	2018-2	5260	2/9/18	P111	31	100 749704	Overall SA	None	
0.02	Meyer Lemons	2018-1	5256	1/19/18	B11111	28	10,000 760404	Untagged SA	T, B	
0.02	Meyer Lemons	2018-1	5256	1/19/18	B11111	28	500** 760415	Untagged SA	T, B	
**	NOTE 1: Roll sizes in Italics are quantities available from Stamp Fulfillment Services using adjacent USPS Item Number. These are partial rolls from 3K or 10K rolls. Note 2: Discovered 1-15-2020 by Frank Covey in North Carolina.									Top Middle Bottom
Compiled by Andy Jakes Up-dated 4/11/2020										





# Letters to the Editor

## A different perspective on Orchid PNC strips

I do not normally respond to reactions to what I write. However, in the case of the Orchid coil issue, I feel it's warranted.

Almost everyone agrees that in stamp collecting you can collect whatever you want, the way you want. However when you enter a collecting specialty there are some rules that govern the specialty. There are rules in plate block collecting, and in PNC collecting. There are probably others.

PNC collecting has four basic rules. For the strip to be valid it must have a plate number in the center. The strip must be balanced and all designs must be present. Further, the stamp design with the plate number must also be included without a plate number. They are two different stamps. A strip of Orchid stamps 10 stamps long with the plate number on the ninth stamp fails all of these rules.

I vehemently disagree with the idea that a PNC strip length can be governed by whether it will fit on a published album page. There are many ways to store strips that are too long for a standard page, oriented either vertically or horizontally. Use some Scott Advantage Pages. Buy a Safe Album (black pages with plastic strips mounted) that can accept strips 17 stamps long. And if that's not enough, little plastic boxes are handy. Having cut prior issues short is no reason to continue doing so.

I have communicated with Jay Bigalke at Scott about listing Orchid strips of 10 as PNC's. It's not a useful catalog entry.

Alan Thompson, 180L

*[Although plate numbers are normally found in the center of most strips, precancel gap collectors will often display the plate number at an offset depending on where the precancel gap occurs.]*

## The plate number belongs on the center stamp

I have collected pnc strips for 40 years. Being on board from the beginning I choose to collect strips of 5 with the number on the center stamp as is currently the most common format. I did this on my own with no formula or other collectors to influence me. So from the beginning I have collected, bought, sold and traded PS5s. I probably had some contribution to eventually collectors adopting this format. These fit well in the quality lighthouse stockbooks that house my collection. These work well for almost 900 of the different stamps/numbers issued to date ( the total by my count is currently 956). I see no value in collecting strips with the plate number in other than the middle position of whatever size strip you choose to collect. They are aesthetically pleasing to the eye. Despite the recent release of multiple design issues I will stick with this format. I may also save a strip of 7, 11, 13, 17 for these with the number on the center strip, but I will not be collecting them with the number in any other position. the scott catalog not withstanding.

Ed Wigger

## Thanks to Vickie from a life member

I enjoy the newsletter and find it very informative. One of these days I hope to write an article .

Thanks,

Ron Marusiak, PNC<sup>3</sup> Life Member.

### Accessing the Members Area of the PNC<sup>3</sup> Website ([www.pnc3.org](http://www.pnc3.org))

New club members receive a welcome message inviting them to access the website. New members should follow the link in the email.

Existing members who have not yet accessed the website and have questions or are having access issues should send email to [webmaster@pnc3.org](mailto:webmaster@pnc3.org).

Provide a phone number and contact time and the webmaster will make contact to get access set up or resolve other issues.

## WELCOME!

If you are a new reader to **Coil Line**, PNC<sup>3</sup> is in our 33rd year. We are a community of stamp collectors specializing in plate numbered coil issues of the USA. The first PNCs were issued in 1981 and, in February 1988, a network of PNC specialists founded our club. **Coil Line** was launched in May, 1988 and serves (along with other club literature) to inform collectors on the many aspects of PNCs. Studies include scarce numbers, varieties, printing methods, market values, PNCs on mail, and more. Thank you for visiting, and we hope you'll join us!

## 2017 Flag Coil and Booklet Counterfeits

(continued from page 89)

Both have clear microprints in contrast to the example cited by Robert Thompson in the February 2020 COIL LINE which had far less distinct USPS markings (Figure 3).



Figure 3

Clear USPS microprint on left, less clear microprint on right.

This is not the final episode of the 2017 Flag stamp picture. We can add the 2017 Flag booklet to the mix, also with a dual USPS counterfeit that has been found, which adds to the joy of checking the microprints on those varieties as well. When these counterfeits were initially released is not known, but they continue to show up in mixtures. It is vital that serious collectors stay on top of current issues as many varieties can come forth and the joy of finding them is an important part of the hobby.

### Mailing List Available

Rental of the club mailing list is available upon request. A one-time usage fee of \$50.00 includes preprinted address labels. Contact Daniel Farrar, PNC<sup>3</sup> Secretary, for more information. Email: [farrard2@gmail.com](mailto:farrard2@gmail.com) or see page 92 for more contact methods.

# Coil Line Classifieds

PNC USED singles, used strips, MNH PS5s, purple machine cancels. Great prices! Guaranteed quality! No hassles! Visit <http://www.angelfire.com/ca5/HimesPNCs> or send LSASE for lists to John Himes, PO Box 453, Cypress, CA 90630-0453. Please specify what you collect. Or email [johnwhimes@yahoo.com](mailto:johnwhimes@yahoo.com)

BUYING: Mint Plate Number Coil Collections PS5 or longer. Also buying coin collections. Al Haake, 84 Laurie Court, Germantown, IL 62245. [alhaake@hotmail.com](mailto:alhaake@hotmail.com)

USED PNCs on and off cover. Our new eight-page list of Used PNCs is yours free. We also have a free new 33-page list of MNH PNCs, Booklets, Booklet Panes, many by plate number and position. Specify which list is wanted. Vic Collinino, PO Box 300-P, Stratham, NH 03885-0300 or email your name and address to [vimco@comcast.net](mailto:vimco@comcast.net)

Seldom offered: Tagging omitted 1899b 5c Motorcycle #2 PS5 XF/S \$750. Only one strip available. Please call or e-mail. Al Haake, 84 Laurie Court, Germantown, IL 62245. 618-523-4716. [alhaake@hotmail.com](mailto:alhaake@hotmail.com)

Am parting out my nearly complete WA collection of Pl#strips of 5/7 @ face value up to \$10 as per Scott Specialized 2020. Over \$10 @ 25% of Scott for most. S&h \$2, but free if \$10+ purchase. Email for availability/price. Dave Dubois [pddubwa@msn.com](mailto:pddubwa@msn.com)

## Coil Line Classifieds

Ad rates are 6¢ per word, with a minimum cost of \$3.00 per insertion.

PNC<sup>3</sup> Members are entitled to two free 50-word ads per year. (There is a 10¢ charge for each word over 50 with free ads.)

Contact the editor to place an ad (see page 92).

# Letter From the Editor

(continued from page 93) using glue sticks. By the end of the week, I was hooked on stamp collecting.

I've been a PNC collector since 1988 when I purchased a small green Scott binder, Scott PNC pages made for strips of 3, and a few plate strips of 5 purchased from the philatelic window at the main post office in Las Vegas, Nevada. I joined PNC<sup>3</sup> (the first time) in 2004 and my first interaction with Coil Line was in August, 2004, with a letter to then-editor Harold Brown suggesting that issues of Coil Line be digitized and available electronically via email or downloading on the Internet.

My specific areas of interest are PNC First Day Covers (FDCs), tagging and color varieties, imperf coil pairs, back numbers, precancel gaps, and purple machine cancels. One of the many projects I've been slowly working on building is an exhibit around the 1996 Flag Over Porch issue. I've spent years accumulating material for the exhibit and thought I might be ready this year, then the lockdown caused stamp shows to be cancelled. Maybe next year. My entire stamp collection can be viewed online at <http://www.scottsstampcollection.com>. 46 years later, I am still a proud stamp collector and PNCer.

**Scott**



## SESCAL Stamp Show Club Meeting 2020

As most of you know, Dan Forgues and I have held a Southern California PNC<sup>3</sup> club meeting at the SESCAL stamp show each year for a number of years now. As of today (late July), SESCAL is still being advertised to take place in Ontario, California on October 2-4, 2020. However, Dan and I have decided that, given the situation in California with the COVID-19 pandemic, we would not feel comfortable holding a meeting even if the show continues. As a result of our decision, please be advised that we will not be holding our annual meeting at SESCAL this year. I'm guessing that SESCAL will soon be canceled, anyway, but we feel that for the safety of our members, many of whom are in the at-risk categories, it would be foolish for us to hold a meeting any time soon.

Hopefully by the time ORCOEXPO comes around in early 2021, things will be somewhat normal again and will allow us to meet at that time. If you've been storing up questions to ask at the club meeting, feel free to reach out to Dan and me at any time and we'll be glad to be sounding boards for those questions.

John Himes

## 37¢ Snowy Egret Plate Numbers Misaligned/Overprinted

While sorting a mixture of used plate number coil stamps purchased several months ago, I came across two stamps that at first appeared to be missing a plate number. A closer examination revealed that the darker blue number from plate V2111 was overprinted by the black number (Figure 1). The second stamp, with plate number V1111, was more difficult to discern what had happened as the light blue number was nearly perfectly covered by the dark blue number (Figure 2). The stamps otherwise appeared to be normal.

I discussed what I found with Bob Murrin who said that he had found V2111 with similar misalignment, but not V1111. The *Coil Line* Readers' Forum in the September 2015 issue discussed discussed ink shifts on the 37¢ Egret.



Figure 1  
37¢ Snowy Egret plate V2111



Figure 2  
37¢ Snowy Egret plate V1111

Scott Walker

PNC First Day Covers can be more challenging to find than the PNCs themselves. Sometimes, a used single or plate strip of 3 or 5 will be relatively common or easy to find. Many of the rarest covers aren't available through traditional dealers and can be hit or miss with auctions. Finding these covers can be difficult and I've learned to acquire these rarities whenever they're available at a reasonable price.

A case in point is the 18¢ Surrey issued on May 18, 1981. This was the first stamp issued in the Transportation coil series and the first stamp produced on the Cottrell printing press that included the plate number in the design of the stamp. The first ten plate numbers in this issue can be found on first day covers, but many of them are expensive and/or difficult (if not impossible) to find.

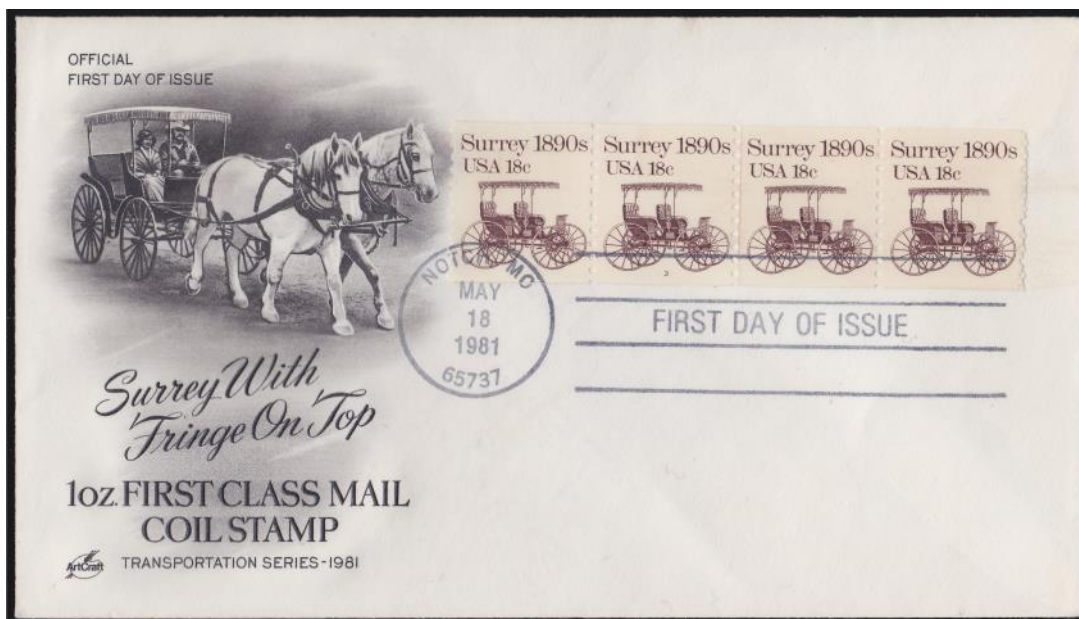
Plate numbers 1 and 2 are relatively common, easy to find, and FDCs can be picked up for a few dollars each with a numbered pair. A strip of 3 on these FDCs is a little harder to find as collectors and cover makers were not yet aware of how PNCs would be collected. These covers can be found for \$10-20 each for a strip of 3 on cover. Plate 2 is slightly more common than plate 1 as it was paired with both plate 1 and plate 8 during the printing process.

The remaining 8 plate numbers are more difficult to find and can cost hundreds of dollars to acquire. The most expensive of this issue are plate numbers 3 and 4 with a value of \$700 for a pair and \$1500 for a strip of 3. The next rarest numbers are 9 and 10 (\$450/pair and \$900/strip of 3), followed closely by number 7 (\$400/pair and \$800/strip of 3). Rounding out the FDCs are numbers 5, 6, and 8 (\$100/pair and \$200/strip of 3).

I was lucky to find examples of plates 3 (Figure 1) and 4 (Figure 2) at a small stamp store in San Antonio, Texas about 10 years ago. Both covers were produced by ArtCraft. The dealer had them priced at catalogue value, which was well outside my budget. I made him an offer last year, we negotiated a little, and was able to acquire them for my collection at a great price. Plate number 3 has a decently centered PS4 while plate number 4 has an extremely well centered pair (although it has a small stain in the lower right corner). I felt fortunate to find these as I have never seen them offered for sale anywhere else. I was also able to find a first-day unofficial cancellation on a USPS Souvenir Page with plate number 10 (Figure 3) from an online auction.

The values for these FDCs were taken from the 2009 U.S. First Day Cover Catalogue & Checklist by Michael A. Mellone & Scott. If you have questions, comments, or just want to discuss PNC FDCs, please contact me at [scott.walker.6482@gmail.com](mailto:scott.walker.6482@gmail.com).

*(continued on page 100)*



**Figure 1**  
**Scott 1907 18¢ Surrey Plate 3 First Day Cover**

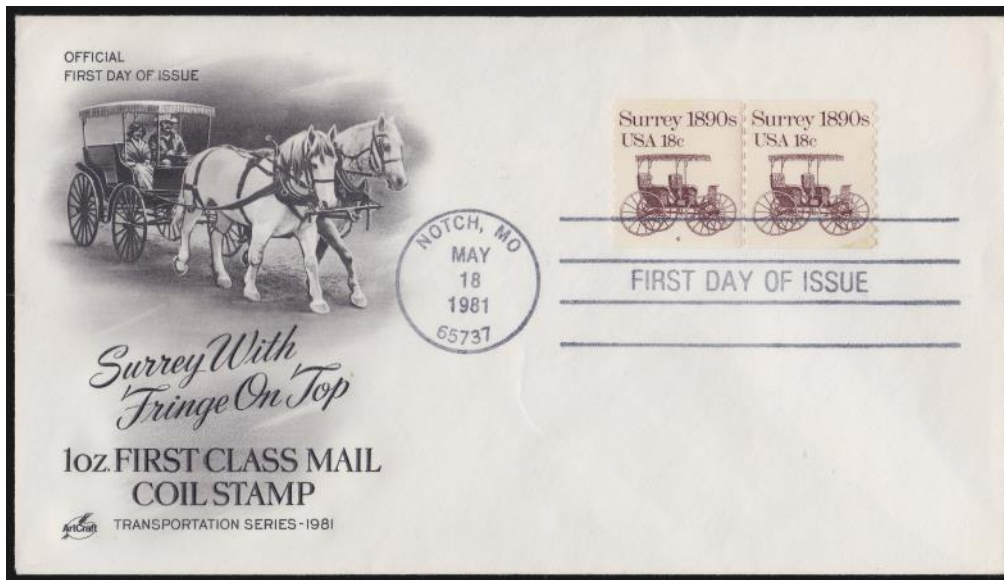


Figure 2  
Scott 1907 18c Surrey Plate 4 First Day Cover

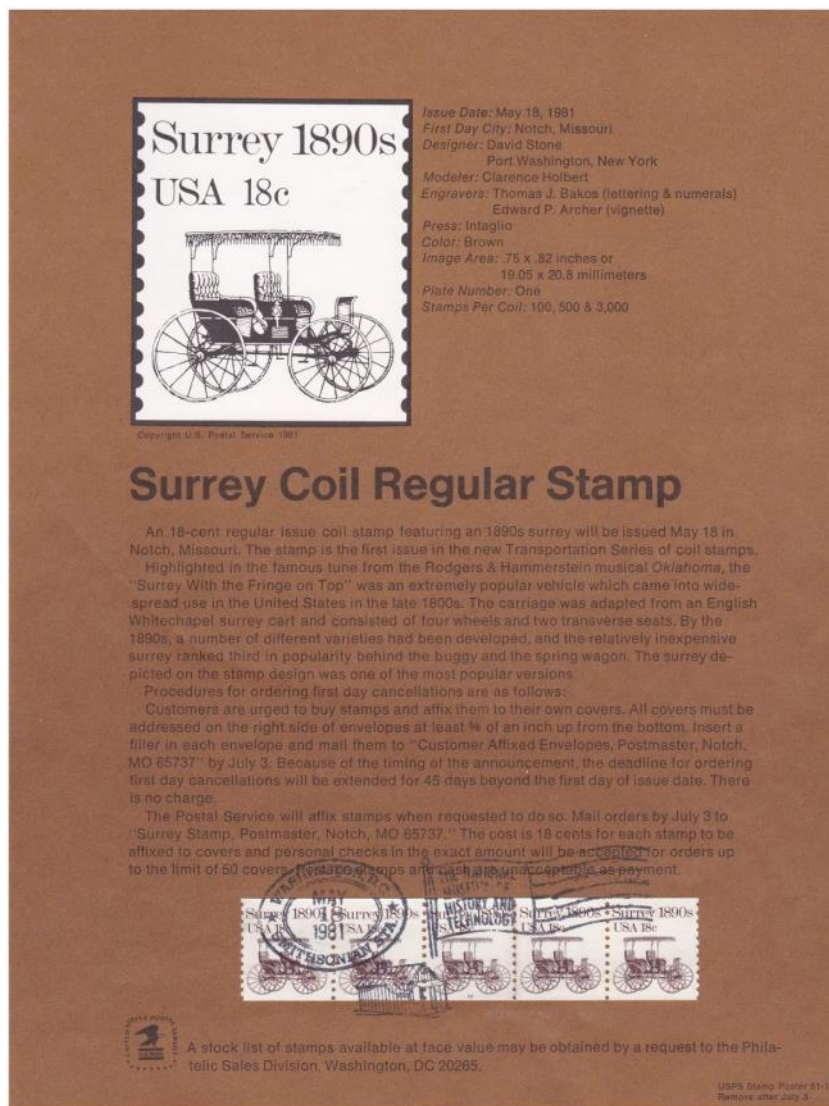


Figure 3  
Scott 1907 18c Surrey Plate 10 unofficial First Day Cover (USPS Souvenir Page) postmarked at the Smithsonian Station in Washington DC.