

# PNC



# Coil Line

Journal of the Plate Number Coil Collectors Club PNC<sup>3</sup>

<http://www.pnc3.org>

November 1, 2004

Vol. 17, No. 10

Whole Number 195

Frank Covey, President  
16 Grandview Drive  
Macomb, IL 61455  
309-837-5218  
[president@pnc3.org](mailto:president@pnc3.org)

#### Board Members

John Peterson, VP	Ken Cherry, At Large
Tom McFarland Secy.	Scott Adams, At Large
Andrew Jakes, Treas.	Gene Trinks, Past Pres.

Harold A. Brown, Editor  
909 Parker St.  
Bowling Green, OH 43402-2107  
419-352-7900 ([halallen@wcnnet.org](mailto:halallen@wcnnet.org))

## Membership renewal time

Attached to the front of this issue of *Coil Line* is the 2005 Plate Number Coil Collectors Club renewal form.

Club Treasurer Andy Jakes would appreciate your prompt attention to the renewal. There is a \$2 penalty for renewals received after Jan. 1, 2005.

Note that the club dues remain unchanged. Fill in the blanks, chose the proper membership category, write a check, mail end and you're set for 2005.

Prompt attention saves club volunteers extra notices and prevents you from missing issues of *Coil Line*, allows you to participate in club auctions and the opportunity to purchase catalog updates and other products the club may produce.

If you do not plan to renew, do Andy a favor and drop him a note to that effect. It will prevent sending of a special notice. If you wish to state a reason for the non-renewal it will help the officers to determine how the club might improve its efforts.

## Thanks to Coil Line contributors

Many years ago when I agreed to do this job, I figured it would be for a few years. *Coil Line* has been a part of my monthly schedule for more than 15 years. I've been on the verge of giving it up many times — but members have come through with articles and encouragement that have kept me going.

Alan Thomson, who handles distribution and has been a frequent editorial contributor, started at the same time. One of these days the club is going to have to replace us both. I know there are members who can handle the jobs. The point is that this club cannot exist without members who are willing to be involved. The Catalog Committee is just one example of how more people have gotten involved the past couple of years.

There are officers and countless others behind the scenes. Feedback from the membership is important. If you have suggestions for *Coil Line*, let's hear them.

-Harold Brown

## Message from the President:

## Chicagopex Bound

Chicagopex will be at the Sheraton Chicago Northwest on November 19-21 and PNC<sup>3</sup> will be there.

PNC<sup>3</sup> will have a regional meeting in Room 5 of the Conference Center from noon to 1 p.m. on Saturday, November 20. The Catalog Committee will have a laptop computer and scanner at the meeting to scan unusual PNC material you would like to see in the PNC<sup>3</sup> Catalog. You will be able to see some interesting PNC material we have already scanned.

The Sheraton Chicago Northwest is located at 3400 W. Euclid, Arlington Heights IL. Andy Jakes, PNC<sup>3</sup> Treasurer, and I will be there and perhaps some other club officials too.

## Photostamps

I have been intrigued by the interest shown in Stamps.com's Photostamps. Years ago my interest was drawn to PNCs by the plate number printed right on the stamp. Photostamps have a 12-digit number on the stamp making each stamp unique. The first nine digits are the same on each pane of 20. I purchased two panes in my stamp order. The ninth digit in the second pane was one digit higher than on the first pane. The last three digits go from 001 to 020 on both panes indicating the stamp number within the pane.

Photostamps measure 49mm wide by 35mm high which is a large size compared to most US issues. This large format shows the customer's picture to good advantage. But why have a three-digit number to uniquely identify a stamp on a pane? With such a large format for the stamp, a pane greater than 20 is not likely. Could it be in the Stamps.com planning they envisioned coil stamps in rolls of 100 or 500?

The 7-week test for photostamps ended September 30. My bet is that Stamps.com will not be allowed to market these anytime soon even though according to Linn's more than 600,000 photostamps were ordered in the final 24

(Continued on next page)

## Chicagopex

(Continued from previous page)

hours of the test period attesting to their popularity with the public.

Now that the cat is out of the bag, I believe it's just a matter of time before personalized stamps appear again. Remember how long it took for self-adhesive stamps to become commonplace after their introduction? I don't think we will have to wait that long for personalized stamps to reappear.

### Thanks

I would like to thank Raphael Peretz who sent me his scrap precanceled stamps on two occasions for club use. My precancel permit allows me to use this postage on my outgoing club mail.

### #107 USA Plate Number Coil

Lot "A" — 150 Different number OFF PAPER no damage \$30.00 or two same order \$55.00 No Limit + gift for double order.

Lot "B" — Unpicked PNCs ON PAPER 1,000 PCs mixture, only the PNCs counted including pair and strips 3-5 for \$90.00 no limit.

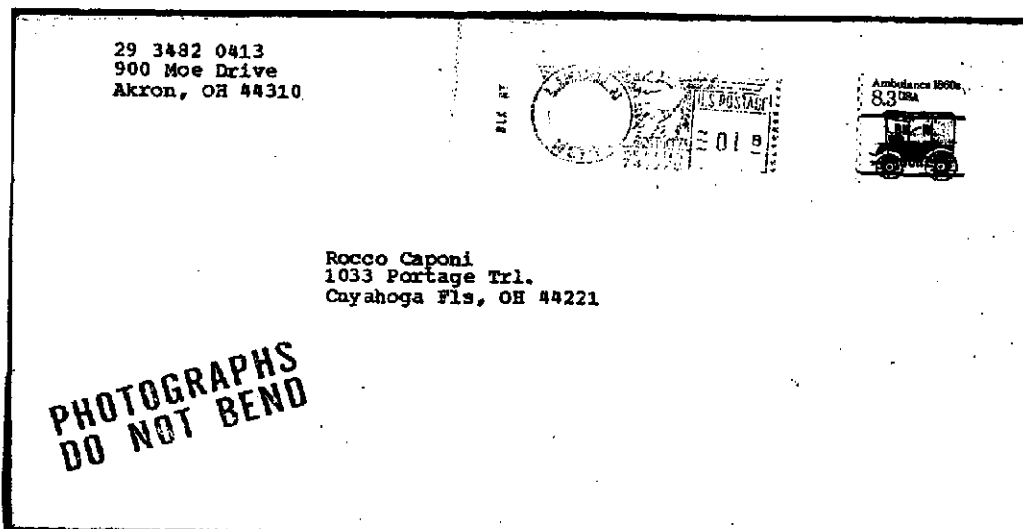
Lot "C" — Unpicked PNC OFF PAPER mixture no damage got variety 1,000 including pair and strip of 3-5 regarding for catalog value for \$160.00

Lot "D" — Unpicked PNCs ON PAPER mixture no damage regarding for catalog value 1/2 pound \$90.00 1 pound \$160.00 Appreciate \$5 for shipping priority.

Please send orders to John Nistoran  
4831 W. Elm Dr.  
Phoenix, AZ 85031

Personal check or money order only.  
No credit cards.

## COVER OF THE MONTH




The above cover, featuring a 8.3¢ Ambulance Precancelled coil, also has a 1.8¢ meter attached, thereby fully paying the 10.1¢ third class bulk rate in effect from February 17, 1985 to April 2, 1988. (Cover courtesy of Scott Adams.) (If you have an interesting, out of the ordinary, unusual, or scarce PNC cover for *Cover of the Month*, please send a photocopy of your cover against a black background to Rob Washburn, P.O. Box 840, Skowhegan, Maine 04976.)

### 2004 Flag Die Cut Anomaly

In the April and May issues of *Coil Line* there was a discussion of a die cut break or gap on the 2003 37c Flag coils from Sennett (rolls of 100) caused by a misalignment of two overlapping die cutting segments.

Now I have found the same thing on the 2004 37c Flag coils from Sennett (large rolls with spaces between stamps).

The image below shows the sides of two adjacent stamps. A vertical line has been added as a visual aid. The misalignment occurs at the second peak down from the top. If the image reproduces well, you will be able to see a nub on the second peak where the paper tore at the misalignment break and that the die cutting above it is shifted to the left relative to the die cutting below it.



### AP Egret Ties

On my Ashton Potter 37c Egret P1111 strips there are ties at the tip of each peak and at the bottom of each valley for a total of 20 ties bridging between pairs of stamps. On my P2222 strips there is only a single tie between pairs of stamps.

The single tie is not in the same location. Counting from the top on the left side, on some stamps it is on the 4th peak and on others it is on the 7th valley (equal distances

from the top and bottom). It alternates between the 2 positions except the stamp to the left of the numbered stamp has the tie on the 7th valley on both sides of the stamp.

If the die cutter is the same size as the printing plates (31 stamps around) and if the location alternates starting with a 7th valley, it would also end with a 7th valley and it would produce consecutive 7th valley locations where the ends meet.

### Seacoast Double 10000

The PNC3 catalog shows an image of the outside beginning of a self-adhesive Seacoast P1111 roll with two upside down 10000 backnumbers on it. The second stamp has a normal dot matrix top 10000 while the first stamp has an unusual middle 10000 with solid digits with closer digit spacing. Both are in blue. The caption says "Obviously this roll had an extra stamp on it. It's not known why the extra 10000 is present."

Also illustrated is a solid digit black 10000 on the first stamp of a roll. It appears to be hand stamped as it runs at a slight angle.

I have come up with a third variation. This one has a sideways handwritten 10000 on the first stamp and a normal dot matrix upside down 10000 on the second. The first stamp was crudely hand spliced to the second stamp after the dot matrix number was printed. There was no splice in the first example above (only the first stamp was shown in the second example).

Many Seacoast rolls have shifted backnumbers to various degrees.

I have come up with the theory that this roll had a shift in the backnumbers by one full stamp so that the normal dot matrix printed 10000 was actually on stamp 9999 and they had to add one stamp to make 10000. How did they know it was one stamp short?

Catalog Corner



To the left is the fifth version of the Seacoast design. This is the first self-adhesive (SA) version from Sennett Security Products (SSP) and follows the SSP WAG version released on June 11, 2004. This SA version comes on 10K rolls with spaces between individual stamps. S1111 is the only plate number known.




(5c) NDN Seacoast (SA)  
(SSP)  
PNC ID 2004-5

**Chart of Seacoast Coils**

PNC ID	Printer	Adhesive
2002-10	BCA	SA
2003-3	BCA	WAG
2003-5	AP	SA
2004-4	SSP	WAG
2004-5	SSP	SA

BCA = Banknote Corp of America  
AP = Ashton-Potter  
SSP = Sennett Security Products



Top Back number 05940  
Seacoast (SA) (SSP) [2004-5]  
5-digit back number indicates 10K roll

On this new issue (2004-5) plate numbers occur every 20 stamps and back numbers occur every 10 stamps. This means that on an individual roll, back numbers will always be found the same distance away from the plate number.

On examples the Catalog Committee has seen, back numbers are 5L/5R (5 positions left or 5 positions right) of the plate number. If this relationship is the same on all rolls, then no #on# stamp is possible and no back number would be possible on a plate strip of 5.

Pink 5-digits back numbers will be either on the top (as shown in the image to the left) or on the bottom.

# CURRENT ISSUE NUMBERS & ROLL SIZES

10/10/04

AHT

**KEY:** A-100, B-500, C-3000, D-10000

EP - EMBEDDED PHOS      UT - UNTAGGED  
 SP - SURFACE PHOS      [xx] - NUMBER INTERVAL  
 BK - BLOCK TAG          (NL) - LINELESS  
 OA - OVERALL TAG        \*NEW NUMBER

Plate number intervals are shown in brackets following the stamp name. If more than one is indicated, the order is that in which the different printer's plate numbers are listed.  
 Example: G. Washington: [12] for BCA, [11] for Avery.

**PRINTER PLATE NUMBER PREFIX LETTERS:**

A - American Bank Note	P - Ashton-Potter
B - Banknote Corp. of Am.	S - Sennett Security Prod.
G - Guilford Gravure	V - Avery-Dennison
M - 3M	None - BEP

**(37c) FLAG (SA) [24]**

#1111      A  
 #2222      A

**37c FLAG (SA) [20] [20]**

#B1111      C, D  
 #S1111      C, D

**37c FLAG [14]**

#S1111      A, C, D  
 #S1111      C (lum red ink)

**37c F (SA) [24] [12] [14]**

#1111      A  
 #2222      A  
 #3333      A  
 #4444      A  
 #5555      A  
 #6666      A  
 #7777      A  
 #8888      A  
 #9999      A  
 #1111A    A  
 #2222A    A  
 #B1111    A  
 #S1111    A  
 #S2222    A  
 #S3333    A

**37c TOYS (SA) [12]**

#B11111    A  
 #B12222    A

**37c SNOWMEN (SA) [12]**

#G1111      A (NL)  
 #G1112      A (NL)

**37c EGRET (SA) [11] [31]**

#V1111      A  
 #V2111      A  
 #V3212      A  
 #V3222      A  
 #P11111      A  
 #P22222      A  
 #P33333      A

**1c KESTREL [24]**

#1111      B, C (TYPE I)  
 #1111      B (TYPE II)  
 #1171      C (TYPE III)  
 #2222      C  
 #3333      C  
 #4444      C

**1c LAMP [14]**

#S11111    C

**2c WOODPECKER [24]**

#11111      C, D  
 #22222      D

**3c STAR [14]**

#S111      D

**5c CIRCUS [48][24][14]**

#1            B, C (OA) [52]  
 #1            B, C (UT) [32]  
 #2            C  
 #A1          D  
 #A2          D  
 #A3          D  
 #S1          D  
 #S2          D (GLOSS)  
 #S2          D (SHINY)  
 #S3          D

**5c TOLEWARE [14]**

#S1111111    D

**23c G. W. (SA) [12] [11]**

#B11      A  
 #V11      A  
 #V13      A  
 #V21      A  
 #V22      A  
 #V24      A  
 #V35      A  
 #V36      A  
 #V45      A  
 #V46      A

**(5c) SEA (SA) [20][22]**

#B111      D  
 #P1111      D  
 #P2222      C, D [27]

**(5c) SEACOAST [10]**

#B111      B, D  
 #S1111      C, D

**(10c) ATLAS (SA) [20] [10]**

#B1111      D  
 #V11111    D  
 #V12111    ?  
 #V12222    C  
 #V21111    D  
 #V22222    D

**(10c) LION (SA) [21]**

#S11111    D  
 #S22222    D  
 #S33333    D  
 #S44444    D  
 #S55555\*    D [20]

**(10c) LION [14]**

#S11111    B, C

**(10c) E&S STD [24]**

#11111      D  
 #22222      D

**37c OFFICIAL [14]**

#S111      A

**(10c) E&S STD (SA) [21]**

#11111      C, D  
 #22222      D  
 #33333      D

**(15c) WOODY (SA) [21]**

#S11111    D

**(25c) DINER [14]**

#S11111    D

**(25c) DINER (SA) [21]**

#11111      D  
 #22211      C, D  
 #22222      C, D  
 #33333      D  
 #44444      D  
 #55555      D

**(25c) EAGLE (SA) [20]**

#S1111111    D  
 #S2222222    D  
 #S3333333    D

**(25c) EAGLE [10]**

#S1111111    C

Sennett's SA Lion S55555 was printed with a different size cylinder than the other plate numbers. Consequently the plate number interval changed from 21 to 20.

Ashton Potter's SA Seacoast P2222 was die cut with two different mats. One is serpentine cut on all four sides while the other has serpentine cuts on the sides and straight cuts on top and bottom.

● In printing the SA Seacoast with cylinders P2222, Ashton Potter changed the cylinder size from that used to print P1111. Consequently the plate number interval changed from 22 to 27.

■ The Kestrels differ in the order of color laydown. Colors are black, yellow, cyan and magenta. Type I sequence is BYCM. Type II is BCYM. Type III is YMCB. The color order shows in the plate number.

## **More on Back Number Locations**

By Frank Covey

In the October 2004 Coil Line, Dan Kauffman in his article entitled "BN Locations" brought to our attention multiple naming standards for back numbers used by collectors.

This article continues his discussion, but first some background.

Back numbers are found on larger rolls i.e. rolls of 500, 3K, and 10K though not all rolls of 500 or more have back numbers. Back numbers are either ten or twenty stamps apart on the rolls that have back numbers. The one exception to this is the (5c) non-denominated Mountain SA (PNC ID 1996-10) which had an aqua back number in the middle of every stamp.

Ignoring the unique Mountain, there are four types of back number rolls. I will name them, but perhaps better names can be suggested.

- 1) Progressive
- 2) Odd/Even
- 3) Constant
- 4) Quad Roll

### **Progressive Type rolls**

On these rolls, the plate number has an odd number spacing like 21 or 27. Examples are the (5c) NDN Seacoast SA P2222 from Ashton-Potter (PNC ID 2003-5) where the plate numbers are 27 stamps apart and the (5c) Wetlands SA (PNC ID 1998-12) where the plate numbers are 21 stamps apart. On these rolls the back number can be found any distance away from the plate number as the back number moves toward the plate number one stamp at a time. "Progressive" rolls will always have the coveted number-on-number stamp every so often on the roll.

### **Odd/Even Type rolls**

On these rolls, the plate number has an even spacing like 14 or 22, but the spacing is not divisible by ten. An example would be the 37c Flag Waving from Sennett Security Products (PNC ID 2002-3) which has plate numbers 14 stamps apart. Here it takes at least two rolls to get a back number on every position relative to the plate number. Number-on-number stamps are found on the even rolls while odd rolls produce back numbers one right (1R) or one left (1L) of the plate number.

## Constant Type rolls

On these rolls, the plate number interval is divisible by ten. An example of this type of roll would be the (10c) Atlas SA from Avery-Dennison where the plate number interval and the back number interval are both 10 stamps apart. The plate number on these rolls always stays the same distance away from the back number. It is possible to find another roll where the spacing is different, but on a given roll the relationship between the back number and the plate number is always the same.

## Quad Type rolls

On these rolls, the back numbers are always 20 stamps apart and the plate number spacing is even. Examples are the 22c Uncle Sam WAG (PNC ID 1999-8) and the 34c Statue of Liberty WAG (PNC ID 2001-3). On both these rolls the plate numbers are 24 stamps apart. On this type of roll it takes four different rolls to get a back number on every position relative to the plate number.

## In Summary

When referring to an individual plate number strip of any length, references to the right and left of the plate number are the most logical. Using this naming convention, terms like 1L, 1R or #on# are used indicating that the back number is either one stamp to the left of the plate number stamp, one stamp right of the plate number stamp or on back of the plate number stamp. All references are from the front of the strip.

However, when referring to rolls, partial rolls or back number sets I think it only makes sense to use the 1R or 1L terminology on the "Constant" type rolls. On the "Odd/Even" roll type, a roll should be labeled either odd or even. Odd rolls will contain 1L and 1R stamps. Even rolls will contain 2L, 2R and #on# stamps.

On "Quad" type rolls, I use the position label to designate the kind of quad roll I have. Thus a Position 1/5 roll will have back numbers that can fall either 2L or 2R of the plate number, but will get no closer on a PS5. Other kinds of "Quad" rolls are Position 2 rolls (1L), Position 4 rolls (1R) and Position 3 rolls (#on#). On "Quad" rolls, I save PS13 so that I can show how the back number moves across the strip. To have a PS13 set on a "Quad" roll three PS13 are needed on three of the four types. On the Position 1/5 roll four strips are needed to show all possible positions on a PS13 i.e., 6L, 2L, 2R, 6R. Confusion arises with the Position designation on a PS5 because some collectors reference from the back of the strip and some collectors reference from the front. My custom is to reference from the front.

I have no problem using the standard that Dan suggests for individual strips though I think a half stamp designation is needed in instances where the same back number graces the backs of adjacent stamps. When talking about rolls or back number sets, I think different terminology is preferred in most instances.

# Reporting the Rarities

by Gene Trinks

Thanks to those who have sent in reports of the Mountains die cut varieties and the 32¢ Flag Over Porch 'Famous Five' listed in the chart in the September issue. I particularly refer to the (5¢) Mountain #V333342 13/12, and the (5¢) Mountain #1111 9/10. Overall, there have not been very many reports to date, and that leads me to believe that these are truly difficult to locate. Of course, the fact that they remained undiscovered for so long arguably makes the case for their rarity, but I hesitate to categorize them in the same class as the 'Famous Five' FOPs until we have had more time to collect reports from the membership on their holdings.

The chart below updates the count on the above Mountains issues. There have also been reports of more copies of some of the Flag Over Porch rarities. I will list these next month. Still no additional reports of the FOP #88888 11/12 though. Let's get out our dupes and start checking, everyone! Remind others to do the same. I'd really like to include more of these elusive varieties in the report next month.

This month I am also listing some round and square corner and round and square shoulder (transition) varieties of a number of other issues that have been reported found in used condition, but have not been reported as mint strips. CAUTION: until we have a chance to receive reports from other members, and start to build a more meaningful data base, collectors should not make any assumptions about the scarcity (or not) of these used items. The purpose of the survey is to find out if they are scarce. We are just beginning to collect data on these. PLEASE look at your holdings and report what you have. Perhaps next month we will have a more meaningful count.

Information of this nature is important to the PNC specialty collector because it is unlikely that the varieties will gain major catalog recognition until their relative scarcity can be documented. The people at Scott, for example, do not recognize the difference between the #V333342 13/12 die, that so far has been reported with 12 known used copies (none mint) and the common #V333342 12/13 die. The mainstream US collector community celebrates every discovery of another copy of a rare perf variety on early definitives. Why? Because they're listed in Scott. We will not get Scott listing for die cut varieties until we can convince its editors that a rare die variety of the modern coils is as significant as a rare perf variety of the older stamps.

It is my intention to include the FOP portion of this chart quarterly, and the other items monthly, since I expect that there will be more reports of the non-FOP die cut varieties in coming months. I encourage all members to review their copies of these stamps at their earliest convenience, and report new finds to me at Gene Trinks, 3603 Bellows Ct., Troy, MI 48083 or [gctrinks@sprynet.com](mailto:gctrinks@sprynet.com). Please include a photocopy of the FOP stamps being reported (200% enlargement preferred).

PNC Issue	PNC ID	Scott No.	Mint	Used	On Cover
(5¢) Avery Mountain V3333342 13/12 die	1996-10.211	2904A	0	12	2
V3333343 round corner die	1996-10.211	2904A	0	1	-
(5¢) BEP Mountain #1111 9/10 die	1997-1.22	2904B	2 + 2	9	2
(10¢) Green Bike #333 round shoulder die	1998-4.21	3228	0	1	-
#444 square shoulder die	1998-4.22	3228	0	5	1
(10¢) Eagle & Shield STD #11111 round shoulder die	1998-15.21	3271	0 + 1	5	-
(25¢) Diner #22211 round shoulder die	1998-7.21	3208A	0	7	-

\* In MINT column, first number is known ps/5s and second number is known mint singles



## A Second Look at Collecting Used PNCs

By Robert L. Moskowitz, MD, 10 Heller Dr., Upper Montclair, NJ 07043

I have been collecting stamps since I was 10 years old (1940). I limited my collection U.S. My early collection was substantially canceled stamps. But as the years went on, I built up the mint portion of my collection.

In 1981, when the first coil stamp (No. 1891) came out with a number below the design on every 50th stamp on the roll, I realized a new challenging field had opened up. As was my previous habit, I collected both mint strips and used singles, pairs and strips. Initially, I kept them in a stock book. As the collection grew, I bought a binder and quadrilled pages for them. I bought it from Safe because the pages were of heavy stock and since they were larger than usual, more artistic arrangements of the strips could be made.

Initially many of us collected mint stamps in strips of three. However, soon most of us gave into the mavens who decided that strips of five was the correct way to collect mint coils. This made it harder to arrange the strips artistically. An issue with a long series of numbers usually ended up on page after page of monstrous columns of strips. I have been able to place two on a horizontal line by buying Safe completely blank pages (borderless).

Furthermore, with the advent of self adhesive gum with backing on the strips, they do not fit into the mounts so easily. Since they increase the thickness of the page, fewer pages can fit into a binder. Mounting mint strips like the American Eagle first class presorted S.A. present another difficult problem.

However, I have always had a fondness for used stamps. The cancellation adds another dimension to the stamp. If the year date appears on the stamp it is a big plus, showing that it was used around the period of issue.

Many of my used stamps are obtained from correspondence from my family (Birthdays, holidays, anniversaries etc) who put PNCs or commemoratives on their mail. Also, I was part of a medical group whose clerical people saved all of the stamped envelopes from the hospital's accounting office. I have also made purchases from dealers. There are a number of excellent ones that have an extensive stock of used PNCs. However, I am mainly a collector and not just a purchaser. I enjoy the thrill of the chase.




The following two pages are from the collection. The first page shows the 12.5c Pushcart stamp and the second page shows the 13c Surrey. Both are from the Transportation series.

<b>Member APS PNCs</b>	<b>TWO WAYS TO KEEP UP TO DATE WITH YOUR PLATE NUMBER COILS!</b>	<b>Member APS PNCs</b>
<b>The 2004-05 GUIDE TO COLLECTING PLATE NUMBER COIL STAMPS!</b>	<b>PHILATELIC ARTS 370 Saw Mill Rd. Guilford, CT. 06437 presents two new reference books for 2004-05</b>	<b>The 2004-05 QUICK POCKET GUIDE TO PNC STAMPS!</b>
<b>240 PAGES OF DETAILED INFO. ALL STAMP IN FULL COLOR! FULL SIZE 8 1/2 X 11" PRICES FOR MINT STRIPS USED SINGLES</b>		<b>100 PAGES LISTING ALL PNC STAMPS! ALL STAMPS IN FULL COLOR! BOOKLET SIZE 5x8" PRICES FOR MINT STRIPS USED SINGLES</b>
<b>\$49.75 inc. S&amp;H</b>	<b>PURCHASE BOTH FOR \$64.50 AND SAVE \$10</b>	<b>\$24.75 inc. S&amp;H</b>
<b>The only complete up to date PNC price guides on the market today! Also available used PNC singles and two albums for your collecting needs.</b>		
<b>www.philatellicarts-pnc.com Email jwj@philatellicarts-pnc.com</b>		

12.5¢ PUSH CART

SC#2133

ISSUED 4/18/85

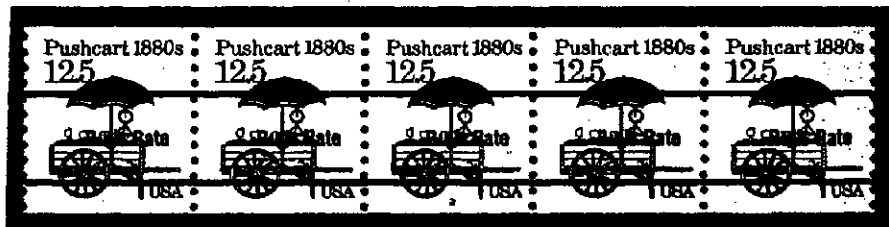



PRECANCELLED, BULK RATE




SC#2133a

3rd CLASS BASIC RATE

2/17/85-4/2/88



18¢ SURREY



# Membership

Names of applicants are published for members to review. Any member who questions the suitability of a prospective member should contact the chairperson of the Membership Committee, Janet Gillis, 6 Robb Hollow Rd., Pittsburgh PA 15243-1718 with the objection. The committee will recommend for or against membership.

## New applicants:

None this month

## Address changes/corrections:

Leslie E. Sheldon (512-L)  
1459 E. Lassen Ave. #107  
Chico, CA 95973  
530-879-2759 (Day)  
530-342-8415 (Evening)  
[les\\_sheldon@sbcglobal.net](mailto:les_sheldon@sbcglobal.net)

Jerry B. Grove (558)  
75 Grenier St., Unit 420  
Hanscom AFB, MA 01731  
[jerrygrove@yahoo.com](mailto:jerrygrove@yahoo.com)

Robert B. Jones (1354)  
40 Venetian Pkwy.  
Lake Placid, FL 33852-9386

Theron B. Barnes (1386)  
15 Rabbit Trail  
Wildwood, FL 34785-9055

Fred White (1457)  
1366 N Fairway Dr.  
Cedar City, UT 84720  
435-867-5111 (Day and Evening)  
[imagedad@mac.com](mailto:imagedad@mac.com)

Leonard Kramer (1775)  
1818 Highbury Lane  
Aurora, IL 60504

## E-mail addresses:

Alan H. Thomson (180) [mr.snips@verizon.net](mailto:mr.snips@verizon.net)

## Miscellaneous:

Jesse J. Breault (1220)  
From Junior Member to Regular Member

## Deceased:

Eugene Kiehlmeier (199)

## Recap:

Previous membership count	879
Deceased	1
New Total	878

## PNC<sup>3</sup> meetings and slide shows

A listing of scheduled Regional and Annual Meetings will be published in *Coil Line*.

Regional Meetings are to be arranged through RMC Chairperson Tony Willson who will coordinate PNC<sup>3</sup> meetings and also supervise the PNC<sup>3</sup> slide programs. Anyone who wishes to host a regional meeting or check out one of the slide programs can write to Willson at: 1041 Bradcliff Dr, Santa Ana CA 92705-2334. He can be reached by e-mail at: **ANTHONY.WILLSON@WORLDNET.ATT.NET** or by phone at (714) 544-6799.

## Ads

WANTED: Vermont/New York County/Postmaster Cancels on cover. Also check my other wantlists of material online at [http://users.westelcom.com/gestus/Want\\_list.html](http://users.westelcom.com/gestus/Want_list.html) Glen A. Estus, P.O. Box 451, Westport, NY 12993.

I WOULD LIKE to purchase strips of 30 of the following: Scott 3054; Scott 3265 and Scott 3550. Also, a full roll of the Scott 3132 linerless Jukebox. Please contact me at [vector1@pobox.com](mailto:vector1@pobox.com) Daniel Metlay.

PNC USED SINGLES, used strips and MNH PS5s. Great prices! Visit <http://www.angelfire.com/ca5/HimesPNCs> or send SASE for details. John Himes, P.O. Box 453 Cypress, CA 90630-0453.

USED PNC & STRIP price list available for .60 postage. Bob Murrin, P.O. Box 10100, St. Petersburg, FL 33733-0100.

## COIL LINE

Published monthly as the journal of the Plate Number Coil Collectors Club, also known as PNC<sup>3</sup>. Copy must be in the hands of the editor no later than the 15th of the month. The October issue was mailed Sept. 24.

President: Frank Covey, 16 Grandview Dr., Macomb, IL 61455  
[president@pnc3.org](mailto:president@pnc3.org)

Distribution: Alan Thomson, P.O. Box 91, Northwood, NH 03261 or [mr.snips@verizon.net](mailto:mr.snips@verizon.net) Mailed under Bulk Rate permit No. 1, Northwood, NH 03261. Contact Alan first about which back issues he has in stock. He may refer you to Charles Still at 23913 Benton Road, Kirksville, MO MO 63501 for older issues. Please include an SASE. There is a modest charge to cover expenses.

Changes of address: Should be sent to and membership applications are available from Tom McFarland, Secretary, P.O. Box 756, Princeton Jct., NJ 08550 [secretary@pnc3.org](mailto:secretary@pnc3.org)

Mailing list: Rental of the club mailing list is available. A one-time usage of labels costs \$50. Contact the secretary (above).

Dues: Are \$12 per year (\$17 for First Class mailing of *Coil Line*, \$17 for Canada and Mexico and \$22 for all others) and should be sent to Andrew Jakes, 2303 Horseshoe Ct., Grayslake, IL 60030-9327 [treasurer@pnc3.org](mailto:treasurer@pnc3.org)

Advertising rates: Are \$42 for a full page, \$24 for 1/2 page and \$12 for 1/4 page per issue. A check or money order made payable to PNC<sup>3</sup> must be submitted with the advertising copy. All copy should be sent to the Editor, 909 Parker St., Bowling Green, OH 43402-2107.

E-mail - [halallen@wcnet.org](mailto:halallen@wcnet.org)

Members are entitled to two free, 40-word ads per year. Word ads are available at 6 cents per word per issue to nonmembers and those members who have used their free ads.