


# PNC



# Coil Line

Journal of the Plate Number Coil Collectors Club PNC<sup>3</sup>

<http://www.pnc3.org>

October 1, 2005

Vol. 18, No. 10

Whole Number 206

**Frank Covey, President**  
16 Grandview Drive  
Macomb, IL 61455  
309-837-5218  
[president@pnc3.org](mailto:president@pnc3.org)

#### Board Members

John Peterson, VP	Ken Cherry, At Large
Tom McFarland Secy.	Scott Adams, At Large
Andrew Jakes, Treas.	Gene Trinka, Past Pres.

**Harold A. Brown, Editor**  
909 Parker St.  
Bowling Green, OH 43402-2107  
419-352-7900 ([halallen@wcnet.org](mailto:halallen@wcnet.org))

## New Test Coil From Sennett

By Doug Iams

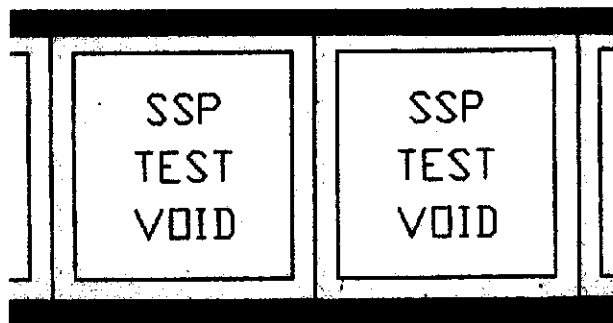
A new self-adhesive test coil stamp has recently come to light. Instead of using the familiar For Testing Purposes Only design, the all black design features the text SSP TEST VOID in three lines. SSP is short for Sennett Security Printers.

The text is enclosed in a rectangular frame which itself is enclosed in a larger rectangular frame. The larger rectangle is the same size as one of the stamps. As such, a perfectly centered stamp would have the vertical lines of the larger rectangle right down the middle of the die cutting and there would be half of a horizontal line at both the top and bottom of the stamp.

The example shown below (at 200%) is properly centered vertically, but the lines at the top and bottom do not show because of the black background that was placed behind the stamps. Other examples exist that are slightly miscut so that the line at the bottom has a small white space below it and there is no line at the top.

These test coils were produced in rolls of 100 and the rolls were connected to each other in the stick format like Sennett is using for their 37c Flag rolls of 100. They also used this format on the rouletted 29c Flower coil of 1991 and their Flying Eagle dummy coil (given out at the World Columbian Stamp Expo in Chicago in 1992).

Most test coils that reach collectors' hands were produced in the larger roll sizes for use in testing stamp affixing machines or vending machines. At the time this is being written it is not known what these new test stamps were used to test.



### Message from the President:

## Washington 2006 One Frame Exhibit

PNC<sup>3</sup> is a sponsor of the Washington 2006 World Philatelic Exhibition. As a sponsor PNC<sup>3</sup> is entitled to a one frame exhibit that tells about our collecting specialty. The PNC<sup>3</sup> Washington 2006 Committee is responsible for putting this exhibit together and getting it to and from the show on our behalf.

On page 121 of this issue is a diagram of that exhibit showing the topics the PNC<sup>3</sup> Washington 2006 Committee thinks should be covered. The first page of the frame must be a title page and is required. Here we will tell what PNCs are and who we are.

Similarly, the content of the last page is dictated to us. The last page sums up the exhibit and tells the services offered, tells how to join PNC<sup>3</sup> and the cost and procedure to follow to become a member.

The other 14 pages are left for us to tell the story of PNCs. Review the committee's suggestions for our one frame exhibit. Have they covered the right topics? If not, offer your suggestions about what the 14 pages should contain. When you contact Rob, please give him your phone and/or e-mail. He has an answering machine. Send suggestions to:



Attn: Rob Loeffler E-mail: [eloeffler@msn.com](mailto:eloeffler@msn.com)  
PNC<sup>3</sup> Washington 2006 Committee Phone 973 696-2750  
111 Mandeville Ave., Pequanock NJ 07440-1817

If you like what you see and would like to help on one of the pages suggested, please let the committee know that too. Don't delay as they plan to have the whole exhibit ready to go by the end of February, 2006. The exhibit will be made up of PNC material provided by our membership. The Washington 2006 Committee plans to give you an update about every other month on the progress of our exhibit.

— Frank Covey

# PNC<sup>3</sup> One Frame Exhibit

## For Washington 2006

<p><b>1 Title Page</b></p> <p>Who we are What PNC<sup>3</sup> are</p> <p>First PNC</p>  <p>1981-1</p> <p>Frank Covey</p>	<p><b>2 Examples of Strip Sizes</b></p> <p>Evolution of strip size from guide line pairs to PNC5.</p> <p>Nomenclature</p> <p>Gary Davis</p>	<p><b>3 Printers and Printer Plate Number Prefixes</b></p> <p>Gary Davis</p>	<p><b>4 Used Stamps</b></p> <p>Bob Moskowitz</p>
<p><b>5 Coils Designed for Special Uses</b></p> <p>Service Designated Computer Vended Official Mail Test Coils For Use by Mass Mailers Collector Coils</p> <p>Rob Loeffler</p>	<p><b>6 Precancel Gap Positions</b></p> <p>What is a gap? Nomenclature. Evolution of PNC5. Standardization of long strips.</p> <p>Gary Davis</p>	<p><b>7 17¢ Auto Specialized Page</b></p> <p>Bob Hubsmith</p>	<p><b>8 Transportation Series Singles</b></p> <p>Bob Hubsmith</p>
<p><b>9 Color Varieties</b></p> <p>Ink Contamination Incorrect Ink Color Heavy or Overinking Printing Press Used</p> <p>Rob Loeffler</p>	<p><b>10 Back Counting Numbers</b></p> <p>Brian Engler</p>	<p><b>11 Die Cutting Varieties</b></p> <p>Gene Trinks</p>	<p><b>12 Flag Over Porch Specialized Page</b></p> <p>Gene Trinks</p>
<p><b>13 EFO's</b></p> <p>Scott Adams</p>	<p><b>14 Covers</b></p> <p>Rob Washburn</p>	<p><b>15 Covers</b></p> <p>Rob Washburn</p>	<p><b>16 Closing Page</b></p> <p>Services offered How to join club Cost</p> <p>Latest PNC</p>  <p>2006-?</p> <p>Frank Covey</p>

### False Alarm


A report has been circulating that a used copy of the Egret with plate number V2131 has been found. The stamp in question has been examined by both Alan Thomson and Ron Maifeld who both have determined it is really a V2111. The confusion arose from the fact that the plate number was covered by a heavy cancel. That leaves us with the V2121, V3211 and V3221 to find. The V3212 was very hard to find when it was first reported, but has turned up in a number of places recently.

### 2005 Self-Adhesive Eagle

The new 2005 dated (25c) Eagle is out and it lacks the vertical black line on back that was found on most rolls of the 2003 dated (25c) Eagle (see article elsewhere in this issue for more Eagle information). Still no explanation as to why the year date was changed when all they did was go from rolls of 10K to rolls of 3K. With the new year date, they reverted back to S111111.


### 37c Flag Number on Top

Plate numbers on top used to be somewhat common in the early years of PNC's, particularly on the Transportation series, but they have become less common in recent years. The newest edition to this is the 37c Flag with 3333A on top. The number on the example pictured here just barely clears the top, but the roll that it came from had a varying amount of miscut and other strips from the roll show part of the design at top too. Does anyone know of any other numbers on top for current issues?



### 37c Flag 5555A Has a Small A

The A in the plate number 5555A is smaller than the A in the 1111A through 4444A and the 6666A. Information obtained by Richard Nazar through the Freedom of Information Act explains how this happened. When the 5555A set of cylinders was made, they forgot to include the A on the black cylinder, so they sent the cylinder out to Southern Graphic Systems who dechromed it, added the A, and rechromed it. Clearly the A that they added was smaller than the A the BEP was using.



# CURRENT ISSUE NUMBERS & ROLL SIZES

09/10/05 AHT

**KEY:** A-100, B-500, C-3000, D-10000

EP - EMBEDDED PHOS      UT - UNTAGGED  
 SP - SURFACE PHOS      [xx] - NUMBER INTERVAL  
 BK - BLOCK TAG          (NL) - LINERLESS  
 OA - OVERALL TAG        **\*NEW NUMBER**

Plate number intervals are shown in brackets following the stamp name. If more than one is indicated, the order is that in which the different printer's plate numbers are listed.

Example: G. Washington: [12] for BCA, [11] for Avery.

**PRINTER PLATE NUMBER PREFIX LETTERS:**

A - American Bank Note	P - Ashton-Potter
B - Banknote Corp. of Am.	S - Sennett Security Prod.
G - Guilford Gravure	V - Avery-Dennison
M - 3M	None - BEP

**37c FLAG [14]**

#S1111 A, C, D  
 #S1111 C (lum red ink)

**37c FLAG (SA) [20] [20]**

#B1111 C, D  
 #S1111 C, D

**37c F (SA) [24] [12] [14] [31]**

#1111 A  
 #2222 A  
 #3333 A  
 #4444 A  
 #5555 A  
 #6666 A  
 #7777 A  
 #8888 A  
 #9999 A  
 #1111A A  
 #2222A A  
 #3333A A  
 #4444A A  
 #5555A A  
 #6666A A  
 #B1111 A  
 #S1111 A  
 #S2222 A  
 #S3333 A  
 #S3333 A (lum red ink)  
 #S4444 A  
 #P1111 A

**37c EGRET (SA) [11] [31]**

#V1111 A  
 #V2111 A  
 #V2121 A  
 #V3211 A  
 #V3212 A  
 #V3221 A  
 #V3222 A  
 #P11111 A  
 #P22222 A  
 #P33333 A  
 #P44444 A  
 #P55555 A

**37c TOYS (SA) [12]**

#B11111 A  
 #B12222 A

**1c KESTREL [24]**

#1111 B, C (TYPE I)  
 #1111 B (TYPE II)  
 #1111 C (TYPE III)  
 #2222 C  
 #3333 C  
 #4444 C

**1c LAMP [14]**

#S11111 C

**2c WOODPECKER [24]**

#11111 C, D  
 #22222 D

**3c STAR [14]**

#S111 D

**5c TOLEWARE [14]**

#S1111111 D

**23c G. W. (SA) [12] [11]**

#B11 A  
 #V11 A  
 #V13 A  
 #V21 A  
 #V22 A  
 #V24 A  
 #V35 A  
 #V36 A  
 #V45 A  
 #V46 A

**(5c) SEA (SA) [20][22][20]**

#B111 D  
 #P1111 D  
 #P2222 C, D [27]  
 #P3333 D [27]  
 #P4444 D [27]  
 #P5555\* D [27]  
 #S1111 D

**(5c) SEACOAST [10] [14]**

#B111 B, D  
 #S1111 C, D

**(10c) ATLAS (SA) [20] [10]**

#B1111 D  
 #V11111 D  
 #V11222 D  
 #V12111 ?  
 #V12222 C, D  
 #V21111 D  
 #V21211 C, D  
 #V22111 D  
 #V22211\* ?  
 #V22222 D

**(10c) LION (SA) [21]**

#S11111 D  
 #S22222 D  
 #S33333 D  
 #S44444 D  
 #S55555 D [20]  
 #S66666 D  
 #S77777 D

**(10c) LION [14]**

#S11111 B, C

**(10c) E&S STD [24]**

#11111 D  
 #22222 D

**(10c) E&S STD (SA) [21]**

#11111 C, D  
 #22222 D  
 #33333 D

**(15c) WOODY (SA) [21]**

#S11111 D

**(25c) DINER [14]**

#S11111 D

**(25c) DINER (SA) [21]**

#11111 D  
 #22211 C, D  
 #22222 C, D  
 #33333 D  
 #44444 D  
 #55555 D

**(25c) EAGLE (SA) [20]**

#S1111111 D (03 DATE)  
 #S2222222 D  
 #S3333333 D  
 #S1111111\* C (05 DATE)

**(25c) EAGLE [10]**

#S1111111 C

**37c OFFICIAL [14]**

#S111 A

Sennett's SA Lion S55555 was printed with a different size cylinder than the other plate numbers. Consequently the plate number interval changed from 21 to 20.

Ashton Potter's SA Seacoast P2222 was die cut with two different mats. One is serpentine cut on all four sides while the other has serpentine cuts on the sides and straight cuts on top and bottom.

● In printing the SA Seacoast with cylinders P2222, P3333, P4444 and P5555 Ashton Potter changed the cylinder size from that used to print P1111. Thus the plate number intervals changed from 22 to 27. P3333, P4444 & P5555 have small date & color order BCMY.

■ The Kestrels differ in the order of color laydown. Colors are black, yellow, cyan and magenta, Type I sequence is BYCM. Type II is BCMY. Type III is YMCB. The color order shows in the plate number.

## 2003 Self-Adhesive Eagle Data

by Doug Iams

The data used in this article comes from Postage Stamp Cylinder Activity Reports obtained by Richard Nazar through the Freedom of Information Act.

The first thing that stands out in the data (see table on next page) is the fact that American Packaging (Sennett's printer) does not just run a set of plates until they are completely dead and then replace them with a new set. The data shows that they switched back and forth many times between the S2222222 and S3333333 sets, sometimes with more than one switch in a single day. Notice also how the S2222222 set was resurrected again on 12/22/2004 after not having been used since 1/26/2004.

The other thing that stands out is that none of the plate number combinations should be scarce as the print quantities were not small.

Digging a little deeper into the data, a little light is shed onto the mysterious black line that has only been found on this issue.

When the self-adhesive (25c) Eagle was first released, it was immediately noticed that there was a thick black vertical line on the back of the liner behind the middle of every other green eagle stamp (once every 20 stamps). While there has been lots of speculation, no explanation has ever been provided for what the black line is for.

When rolls of the S2222222 and S3333333 were first located it was found that they also had this line, but recently (August Coil Line) was it reported that 2 rolls of the S2222222 were found without the line (more have been found since).

The cylinder activity reports for most of the press runs for this issue list 8 different plates; 7 for the front of the stamps plus one called "rev black" which prints the black line on the back (reverse). The reports show that a back side black plate was used on printings from 4/3/03 to 8/19/03 and from 8/9/04 to 2/10/05, but between those periods there were 4 press runs where a back side black plate is not listed.

Of course this begs the question as to why they would stop using the black line and then resume using it again.

The first two of the runs without the line was for the S2222222, but the last two of these runs was for the S3333333. One of the S3333333 runs lists only an on press date (4/28/04), but there were blanks in the off press date and gross impressions columns, so it is not clear if they forgot to record the data or if they did not print any at that time.

So far the S3333333 has not been reported without the black line, but armed with this information dealers or collectors may be able to locate some.

Summary of Cylinder Activity Data for the 2003 Self-Adhesive Eagle

Plate Number	Back Side Black Plate	To Press	Off Press	Gross Impressions
S1111111	yes	4/3/03	4/4/03	190,582
S1111111	yes	4/13/03	4/15/03	432,342
S2222222	yes	4/24/03	4/25/03	105,786
S2222222	yes	5/23/03	5/23/03	40,050
S2222222	yes	8/6/03	8/6/03	73,223
S3333333	yes	8/6/03	8/7/03	321,134
S2222222	yes	8/7/03	8/7/03	86,450
S3333333	yes	8/18/03	8/18/03	237,965
S2222222	yes	8/18/03	8/19/03	301,459
S3333333	yes	8/19/03	8/19/03	157,725
S2222222	not listed	1/23/04	1/26/04	221,451
S2222222	not listed	1/26/04	1/26/04	99,178
S3333333	not listed	1/26/04	1/26/04	58,624
S3333333	not listed	4/28/04	not listed	not listed
S3333333	yes	8/9/04	8/10/04	356,273
S3333333	yes	8/31/04	8/31/04	132,122
S3333333	yes	8/31/04	8/31/04	154,091
S3333333	yes	9/27/04	9/28/04	372,977
S3333333	yes	9/28/04	9/28/04	204,195
S3333333	yes	12/21/04	12/21/04	180,264
S2222222	yes	12/22/04	12/22/04	397,988
S3333333	yes	2/8/05	2/10/05	294,480
<b>Totals*</b>				
S1111111	(all)			622,924
S2222222	(all)			1,325,585
S2222222	(no back black)			320,629
S3333333	(all)			2,469,850**
S3333333	(no back black)			58,624**

\*totals are gross impressions (net impressions will be lower) for the period 4/3/2003 to 2/10/2005 and do not include any that may have been produced after.

\*\*excludes 4/28/04 run for which impressions data was not supplied.

Catalog Corner



The 2005 American Eagle made its debut at STAMPSHOW in Grand Rapids MI on August 5, 2005. The American Ceremony Program Society sponsored an unofficial first day ceremony for this new issue.

The main difference between the new American Eagle (PNC ID 2005-3) and the previous self-adhesive American Eagle (2003-6) is the 2005 date in the lower left corner of each stamp. The first SA American Eagle had a 2003 date and the water-activated version (2004-3) that followed had a 2004 date.


This newest American Eagle comes in rolls of 3,000 so it has a 4-digit back number instead of 5-digits found on the 10K rolls of the first American Eagle. Back numbers are known on the top, middle or bottom of an individual 3K roll. All three positions were found the first day at STAMPSHOW. (A bottom back number is shown at the bottom of the page.) Back numbers occur every ten stamps. All stamps with a back number divisible by 20 have a plate number on the other side.

The new American Eagle coils do not have a black mark on the back of the liner as was found on the first SA American Eagle.


Most PNC collectors will save this as a PS11 so that all the color combinations can be shown on the strip. The plate number is on the stamp with the gold eagle and green background. The first plate number is S1111111.



(10c) American Eagle (SA)  
Plate S1111111  
PNC ID 2005-3



Close up of the 2005 Date on  
The new American Eagle  
PNC ID 2005-3



← Bottom Back Number

A back number is always found on a plate numbered stamp.

## Reporting the Rarities

by Gene Trinks (10/05)

No new reports of mint strips this month. It's been some time since a mint strip of any of these rarities has turned up. As you can see, many of them have never been reported mint. Where are they?

But we have a slight downward adjustment in the used FOP count. A double count for a plate 13231A used single was uncovered and is corrected below to a total of 41 used singles. Other reports for Flag Over Porch rarities boost the count on the 66666 10/11 (damaged copy, sold for over \$250 on e-Bay), 78777 10/10, 88888 11/12.

The large jump in the count of 78777 10/10 is the result of a single collector finding them among his holdings. Unusual that one person should find so many, but he sent scans of each to Alan Thomson, so we know they're real.

The find of the 88888 11/12 is interesting. This die variety was not reported until relatively recently, having eluded collectors for many years after its release. Previous to its discovery, the only 88888 with 11 peaks on the left side of the stamp was the common 11/10 variety. Sorters who only looked at the left side during sorting should take another look at their holdings of 88888 11/10. That's where the latest (only the third find so far) discovery of the 88888 11/12 was located!

The current count stands at:

PNC Issue	PNC ID	Scott No.	Mint*	Used	On Cover
32¢ Flag over Porch ('Famous Five')					
66666 10/11 die	1996-8.221	2915A	0	19	2
66666 12/11 die	1996-8.241	2915C	0	3	2
78777 10/10 die	1996-8.211	2915A	4	64	5
88888 11/12 die	1996-8.252	2915C	0	3	0
13231A 10/10 VP die	1996-8.212	2915A	8 + 6	41	14
(5¢) Avery Mountain V333342 13L/12R die	1996-10.211	2904A	0	17	3
V333343 round corner die	1996-10.211	2904A	0	3	0
(5¢) BEP Mountain #1111 9/10 die	1997-1.22	2904B	2 + 2	12	2
(10¢) Green Bike #333 round shoulder die	1998-4.21	3228	1	2	2
#444 square shoulder die	1998-4.22	3228	0	20	2
(10¢) Eagle & Shield STD #11111 round shoulder die	1998-15.21	3271	3 + 1	10	4
(10¢) Atlas #V12111	2003-9	3770	0	12	4
(25¢) Diner #22211 round shoulder die	1998-7.21	3208A	0	48	7

• In MINT column, first number is known ps/5s and second number is known mint singles (See January 2005 issue for illustrations of the round and square corner and shoulder die varieties)

Other finds this month include 2 covers with the Atlas V12111 (brought to the Annual Meeting in Grand Rapids), a new find of an Avery Mountain V333342 13/12 die, and another diner #22211 round shoulder die.

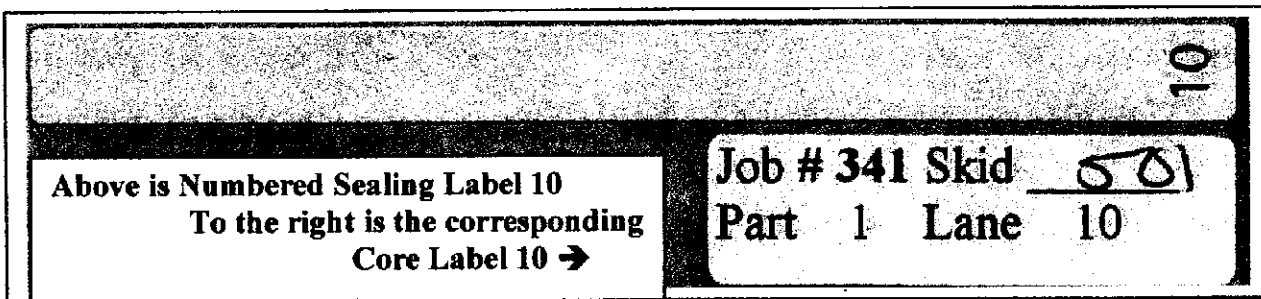
I'm still looking for reports on how members who have made trades or transactions for these rare varieties have valued them. The input I get will help establish the prices in the next Values List. Reports should come to me at [gctrinks@sprynet.com](mailto:gctrinks@sprynet.com) or 3603 Bellows Ct., Troy, Mi 48083.

Keep searching, and encourage others to do the same.



# Numbered Sealing Labels and Core Labels

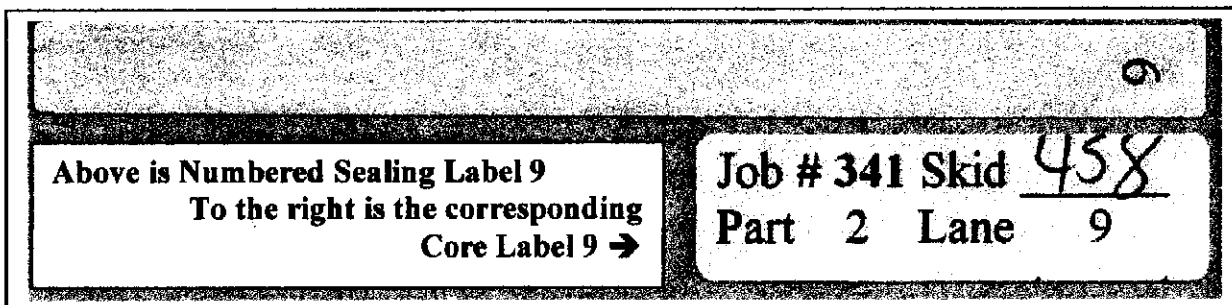
By Frank Covey



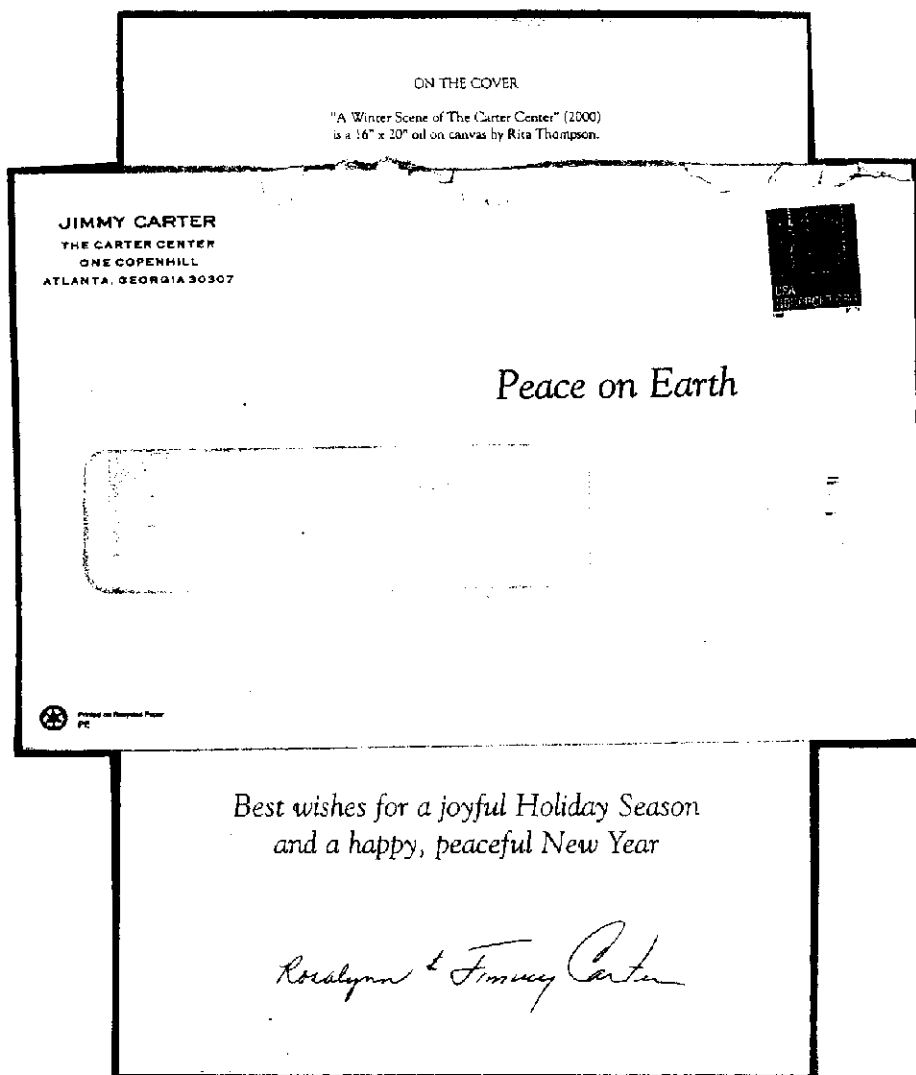
Numbered Sealing Labels began to appear on the 10K rolls of the (5c) Seacoast with plate number P4444 (PNC ID 2003-5). These labels sealed the outside of the roll. While at STAMPSHOW in Grand Rapids Michigan in August 2005, I saw a whole case of 10K rolls with plate P5555. All of the rolls had a numbered sealing label on the outside, but I was surprised to learn that on the inside of the cardboard core there was also a label. Examples of both a numbered sealing label and a core label are shown at the top and bottom of this page.

The first thing I noticed was that the number behind the word "Lane" on the core label was the same as the number on the sealing label. This number is thought to represent the row of the web where the coil originated. Behind the word "Part" on the core label is another number. "Part 1" is shown in the top illustration. "Part 2" is shown in the bottom illustration. I do not know its meaning. I have not seen a Part number above two. Behind the word "Skid" is a hand written number representing the skid that the roll will be on. Behind the word "Job" is a red "#341". I wonder if this represents the press run and/or the request number by the USPS for more Seacoast coils.

At STAMPSHOW, USPS opened one 10K roll of Seacoast P5555 with numbered sealing label 11 on the outside. This had a top back number. I have since confirmed that rolls with odd numbered sealing labels are top back numbers and rolls with even numbered sealing labels have bottom back numbers. If this holds true, collectors and dealers will be able to tell if the roll has a top or bottom back number without cracking open the roll. I have no reports of a numbered sealing label above 11.



# COVER OF THE MONTH



The above cover featuring a 5¢ Wetlands #S11111 PNC contained a Christmas card from President Jimmy Carter and former First Lady Rosalyn Carter. (Cover courtesy of William Sledge.) (If you have an unusual, scarce or interesting PNC cover candidate for *Cover of the Month*, please send a photocopy of your cover against a black background to Rob Washburn, P.O. Box 840, Skowhegan, Maine 04976.)

# Membership

Names of applicants are published for members to review. Any member who questions the suitability of a prospective member should contact the chairperson of the Membership Committee, Janet Gillis, 2485 Falmouth Rd. Fairlawn, OH 44333-4045 with the objection. The committee will recommend for or against membership.

## *New applicants:*

Darrin W. Lettinga (1895)  
1120 Eastern Ave. NE  
Grand Rapids, MI 49503  
(616) 776-6423 (Day)  
(616) 456-8793 (Evening)  
[dlettinga@peoplepc.com](mailto:dlettinga@peoplepc.com)

Kenneth B. Grant (1896)  
E11960 Kessler Rd.  
Baraboo, WI 53913  
(608) 356-8351 x226 (Day)  
(608) 356-7593 (Evening)  
[kgrant@uwc.edu](mailto:kgrant@uwc.edu)

Scott Janke (1897)  
14891 Cherrydale Dr.  
Woodbridge, VA 22193-5322  
(703) 583-9082 (Day)  
[sjanke0716@aol.com](mailto:sjanke0716@aol.com)

Roberta Vyzral (1898)  
369 Cove View Dr.  
Waterford, MI 48327  
(248) 736-5995 (Day)

Jay Bigalke (1899)  
PO Box 882  
Troy, OH 45373-0882  
(608) 332-7875 (Day)  
[jayb-fpmg@yahoo.com](mailto:jayb-fpmg@yahoo.com)

John L. Bilski (1900)  
9127 Wedgewood Dr.  
Fairview Heights, IL 62208-1056  
(618) 398-1029 (Day & Evening)  
[jlbilski@aol.com](mailto:jlbilski@aol.com)

Jon G. Ballester (1901)  
330 Nolan Brown Pl.  
Cheney, WA 99004-2158  
(509) 235-6642 (Day & Evening)

Christina H. Stitt (1902)  
8508 Westport Rd.  
Louisville, KY 40242-3048

(502) 425-7293 (Day & Evening)

N. R. Fulton (1903)  
2603 N. Jay St.  
Chandler, AZ 85225-2169  
(480) 963-3517 (Day & Evening)

David Heckman (1904)  
105 Woodland Dr.  
Bel Air, MD 21014-5434  
(410) 316-2336 (Day)  
(410) 879-7377 (Evening)  
[dlkdmbl3@hotmail.com](mailto:dlkdmbl3@hotmail.com)

Paul Kaufman (1905)  
PO Box #1  
Rockaway Park, NY 11694-0001

Richard Steele (1906)  
9 West Road  
Ellington, CT 06029-4201  
(860) 871-9669 (Day & Evening)  
**(Continued on next page)**

## PNC<sup>3</sup> meetings and slide shows

A listing of scheduled Regional and Annual Meetings will be published in *Coil Line*.

Until a new Regional Meeting coordinator is appointed, please send notices of meetings directly to the *Coil Line* Editor.

**Saturday, Nov. 19** — CHICAGOPEX, 11 a.m. to 1 p.m. in Conference Room 5. Sheraton Chicago (Northwest) in Arlington Heights, IL. Andy Jakes is the sponsor.

**Saturday, Feb. 4, 2006** — Sarasota National Stamp Exhibition at 10 a.m. in the north balcony of the City of Sarasota Municipal Auditorium, located at 801 North Tamiami Trail, Sarasota FL.

**May 2006** — Washington 2006, May 27-June 3, Washington, D.C. PNC<sup>3</sup> will celebrate the 25th anniversary of Plate Number Coils. Details to be announced. Tentative PNC meeting date is May 27. Volunteers needed to staff club table all eight days of the show.

**August 24-27 2006** — Stampshow will be held in Chicago. Details later.

## COIL LINE

Published monthly as the journal of the Plate Number Coil Collectors Club, also known as PNC<sup>3</sup>. Copy must be in the hands of the editor no later than the 15th of the month. The September issue was mailed Aug. 26.

**President:** Frank Covey, 16 Grandview Dr., Macomb, IL 61455  
[president@pnc3.org](mailto:president@pnc3.org)

**Distribution:** Alan Thomson, P.O. Box 91, Northwood, NH 03261 or [snips@verizon.net](mailto:snips@verizon.net) Mailed under Bulk Rate permit No. 1, Northwood, NH 03261. Contact Alan first about which back issues he has in stock. He may refer you to Charles Still at 23913 Benton Road, Kirksville, MO MO 63501 for older issues. Please include an SASE. There is a modest charge to cover expenses.

**Changes of address:** Should be sent to and membership applications are available from Tom McFarland, Secretary, P.O. Box 756, Princeton Jct., NJ 08550 [secretary@pnc3.org](mailto:secretary@pnc3.org)

**Mailing list:** Rental of the club mailing list is available. A one-time usage of labels costs \$50. Contact the secretary (above).

**Dues:** Are \$12 per year (\$17 for First Class mailing of *Coil Line*, \$17 for Canada and Mexico and \$22 for all others) and should be sent to Andrew Jakes, 2303 Horseshoe Ct., Grayslake, IL 60030-9327 [treasurer@pnc3.org](mailto:treasurer@pnc3.org)

**Advertising rates:** Are \$42 for a full page, \$24 for 1/2 page and \$12 for 1/4 page per issue. A check or money order made payable to PNC<sup>3</sup> must be submitted with the advertising copy. All copy should be sent to the Editor, 909 Parker St., Bowling Green, OH 43402-2107.

**E-mail** - [halallen@wcnnet.org](mailto:halallen@wcnnet.org)

Members are entitled to two free, 40-word ads per year. Word ads are available at 6 cents per word per issue to nonmembers and those members who have used their free ads.

## Ads

US STAMPS MINT — 1960's to present - various values - sold at face value. Please add \$1.00 shipping for orders under \$100.- Thank you.  
Guy Dennis, 19 Highland Drive,  
Amherst, NH 03031 email:  
jsocute@adelphia.net

PNC USED SINGLES, used strips and MNH PS5s. Great prices! Visit <http://www.angelfire.com/ca5/HimesPNCs> or send SASE for details. John Himes, P.O. Box 453 Cypress, CA 90630-0453.

USED PNC & STRIP price list available for .60 postage. Bob Murrin, P.O. Box 10100, St. Petersburg, FL 33733-0100.

## Membership

(Continued from previous page)

*Changes of address:*

George Dorn (1732)  
16460 Crescent Lake Drive  
Crest Hill, IL 60435

Ronda C. Gillette (1834)  
125 Deerwalk Cir.  
Marietta, OH 45750-5376  
(740) 373-3797 (Day & Evening)

Ken Opat  
P.O. Box 500  
Onamia, MN 56359-0500

*E-mail addresses:*

Janet M. Gillis (691-L)  
[jmgillis@gmail.com](mailto:jmgillis@gmail.com)  
Gary Wulfsberg (1302)  
[garymarlys@bellsouth.net](mailto:garymarlys@bellsouth.net)

*Deceased:*

Arthur J. Preuss (607)

*Recap:*

Previous membership count	862
New members	12
Reinstated	0
Resignations	0
Deceased	1
New total	873

## BEP stamp production from Dec. 2004 through June 2005

The following production data was received from the BEP in response to Richard Nazar's Freedom of Information Act (FOIA) request for stamp production data from December 2004 through June 2005 (when the BEP ended its production of USPS postage stamps). During this time, the BEP only printed self-adhesive 37¢

Flag coil stamps for rolls of 100.

September 19, 2004 (day shift)-December 21, 2004 (day shift)

Cylinder combination: 3333A

Yellow: SGS 0077-3(A)

Magenta: SGS 0078-3(A)

Cyan: SGS 0079-3(A)

Black: SGS 0080-3A

Impressions = 3,547,400\*

\*\*\*\*\*

December 22, 2004 (day shift)-February 22, 2005 (day shift)

Cylinder combination: 4444A

Yellow: SGS 0081-4(A)

Magenta: SGS 0082-4(A)

Cyan: SGS 0083-4(A)

Black: SGS 0084-4A

Impressions = 1,458,500\*

Note: Installed 4444A cylinders on December 22, 2004, but didn't start production until January 5, 2005.

\*\*\*\*\*

February 22, 2005 (day shift)-April 20, 2005 (day shift)

Cylinder combination: 5555A

Yellow: SGS 0085-5(A)

Magenta: SGS 0086-5(A)

Cyan: SGS 0087-5(A)

Black: SGS 0088-5A

Impressions = 1,800,300\*

Note: Installed 5555A cylinders on February 22, 2005, but printer found "A" missing from Black cylinder. BEP sent cylinder to Southern Graphic Systems for de-chroming, re-chroming and engraving of "A".

\*\*\*\*\*

April 20, 2005 (day shift)-June 10, 2005 (day shift)

Cylinder combination: 6666A

Yellow: SGS 0089-6(A)

Magenta: SGS 0090-6(A)

Cyan: SGS 0091-6(A)

Black: SGS 0092-6A

Impressions = 1,499,600\*

\*\*\*\*\*

\*Impressions totals are from BEP summary reports. The totals have not been verified against daily printing records supplied with the FOIA responses.

Richard Nazar

[Richard.Nazar@comcast.net](mailto:Richard.Nazar@comcast.net)